

TECHNICAL REPORT

2018 FIFA WORLD CUP RUSSIA™

FIFA



FIFA WORLD CUP
RUSSIA 2018





TABLE OF CONTENTS

Part 1: Foreword	3
Part 2: Technical Study Group	5
Part 3: Tournament observation	6
Part 4: Team profiles	15
Part 5: Performance insights	80
Part 6: FIFA awards	103
Part 7: Match information	106
Part 8: Technical Study Group support	140

Wherever you see this play button, there is video content available.



Please note that to view any associated video in this report, you will be taken to FIFA's official YouTube page and internet access will therefore be required.

FOREWORD



Before getting into the details of the extraordinary work performed by the FIFA Technical Study Group, which you will have the pleasure of discovering in this revamped report, we need to thank all those who contributed to making the 2018 FIFA World Cup Russia™ “the best FIFA World Cup to date”. That was the FIFA President’s stated aim and there has been widespread recognition that it was achieved, even by those who once doubted that Russia might be the right place to stage the most important sporting event in the world.

Our thanks go to the Russian authorities, who did an incredible job in providing magnificent, ultramodern facilities and a safe, hospitable environment that fostered a wonderful month-long celebration of football. We are also grateful to the tens of thousands of locals who welcomed us with genuine grace and warmth, and obviously to all those who were involved in the running of the

tournament, from the Local Organising Committee (LOC) to the amazing volunteers and the FIFA administration.

Finally, although it goes without saying, we owe the biggest debt of all to those who played an active part in this tournament becoming such a beacon of hope and beauty. Therefore, a massive thank you to the players, coaches and officials, to the fans from all over the world and to all those behind the scenes, all of whom conducted themselves in an exemplary manner. Even with flawless organisation and stadiums, a spectacle of such grandeur simply would not have been possible without these people. It is undoubtedly thanks to them that we enjoyed every single moment and that this fantastic World Cup will live for so long in the memory. In Russia, they made us fall in love with our game all over again – a game with unique and unrivalled appeal, which belongs to everybody and is for everybody, now and forever.

From a tactical perspective, the brand of football was very measured, but this did not have a negative impact. Indeed, the level was evenly balanced and almost every encounter was impassioned, enthralling and eagerly contested right down to the very last minute. It is clear that the great tacticians are always searching for ways to further control matches and minimise risk, but what was even more evident is that even the best-laid plans can suddenly mean nothing when the ball spins in an unexpected direction amid the unpredictability of our beautiful game. However well prepared you are, matches can take an unforeseen turn at any given moment as a result of goals and other key incidents, whether these come about due to a mistake or a stroke of genius.

We also saw that the pressing game was far less prevalent than previously, in what is a highly understandable development. At a tournament of the magnitude of the World Cup, energy levels and mental sharpness need to be conserved as far as possible and teams must focus on being consistent and having the ability to read matches better than the opposition.

We witnessed several traditional powerhouses surprisingly struggle. Germany and Spain did not appear to be fresh, Argentina were lacking a clear style of play and Brazil were unbalanced, and they all ended up paying the price despite their reputations. At the same time, we also saw a number of so-called “small” teams – the likes of Japan, Senegal and Korea Republic, to name but a few – closing the gap tactically but then falling just short of really going to the next level. Uruguay, Sweden and Mexico, three other historic names, produced some good performances but did not manage to cause a shock in the knockout stage. Then there were hosts Russia, whose

fairy-tale turnaround in form had a whole nation dreaming of glory.

France were worthy winners. Under the steady stewardship of Didier Deschamps, who had a clear and precise vision of how to make the most of the players at his disposal and go all the way, they were the most settled and assured performers overall.

The biggest surprise package were Croatia, who gave millions around the world hope that one of the “small” teams could actually win the World Cup. Driven on by an exceptional Luka Modrić, the Croatian side never lost their composure or focus, demonstrating remarkable maturity, character and spirit. Meanwhile, Belgium were great entertainers and England finally began to deliver on their potential.

The World Cup served up many other enjoyable and unique stories, but this report focuses on the numbers and the in-depth analysis of the FIFA Technical Study Group. It is an outstanding testimony to everything that took place on and off the pitch during Russia 2018, an unforgettable World Cup that will also go down as a milestone for refereeing. The revolution that is the VAR system fills us with pride and over time we will see even more clearly how beneficial it is for the entire world of football. Just as importantly, this progress has been achieved without affecting the game, because the essence and traditions of football must always be preserved in all their glory.

Yours in football,

Zvonimir Boban

TECHNICAL STUDY GROUP

The FIFA Coaching & Player Development Department was responsible for the activities of the Technical Study Group, which comprised the following members:

Marco van Basten (FIFA Chief Technical Development Officer), Carlos Alberto Parreira (Brazil) – Head of the TSG, Emmanuel Amunike (Nigeria), Bora Milutinović (Serbia), Andy Roxburgh (Scotland), Branimir Ujević (FIFA TSG Project Leader) and Pascal Zuberbühler (FIFA Goalkeeping Specialist).



From left to right: Branimir Ujević, Carlos Alberto Parreira, Emmanuel Amunike, Marco van Basten, Andy Roxburgh, Bora Milutinović, Pascal Zuberbühler

TOURNAMENT OBSERVATION



GOAL ANALYSIS

“The attackers looked very sharp: they created good opportunities and took them! The midfielders got forward in support and chipped in with goals. There was an attacking mentality”

CARLOS ALBERTO PARREIRA

There were some interesting stats in Russia and some new trends, too. This was a tournament of goals: we saw 169 goals, only two fewer than the record for a 32-team World Cup, which was set at France 1998 and equalled at Brazil 2014. Only one match out of 64 ended goalless (Denmark v. France), compared to five in Brazil and seven at South Africa 2010. We also saw more goals scored in the knockout stage than at the previous World Cup, up from 35 to 47.

“In the knockout phase, the matches were more open”

MARCO VAN BASTEN

“ A lack of pressure on the man with the ball is the main factor that results in shots on goal. That is the number-one reason for goals being conceded in football and it won’t change any time soon”

CARLOS ALBERTO PARREIRA



This indicates that teams played with a lot of attacking firepower and were very good at taking their chances. The finishing was more clinical at Russia 2018, with teams averaging a goal from every 9.8 shots, three fewer than at South Africa 2010. Breaking this down further, shooting efficiency from outside the penalty area improved dramatically: the average strike rate was a goal per 29 long-range attempts, compared to one in 42 at Brazil 2014.

There were several strong counter-attacking sides at this World Cup and coaches were clearly wary of the threat of being caught on the break. One out of every two goals at Russia 2018 came from either set pieces or counter-attacks.



“In the past, only some teams used counter-attacks to great effect, but most sides are capable of doing so today”

EMMANUEL AMUNEKE

SET PLAYS

“As they say, ‘delivery is everything’”

CARLOS ALBERTO PARREIRA

Apart from penalties, the biggest change at this year’s tournament in terms of set plays concerned corners. At the 2018 World Cup, one in every 29 corners led to a goal, whereas the figure was 61 at South Africa 2010 and 36 at Brazil 2014. This trend of superior effectiveness continued through the knockout stage in Russia, where teams scored from one in every 31 corners compared to every 41 in Brazil.

There were some good dead-ball specialists at the World Cup in Russia and some good headers of the ball too. When you reach a stage when there’s not much difference between teams and defences are very well organised, then set plays become a vital weapon.

A lot of the matches at this World Cup came down to dead-ball situations. Eventual champions France offered a prime example of the importance of set plays at this tournament, notably in the semi-final against Belgium and then again in the title decider. Indeed, their first two goals in the final came from set pieces: a free kick and a penalty. When a match is tight, set plays can make all the difference and win trophies.

“It’s a special situation because you can push as many players as you want into the box and practise routines beforehand”

CARLOS ALBERTO PARREIRA

Moreover, the number of penalties awarded in the group stage significantly increased from previous editions, partly due to the presence of VAR.

“If I think back to my playing days, we didn’t spend a lot of time working on set pieces in training – maybe five or ten minutes. Today, more attention is being paid to these things”

MARCO VAN BASTEN



COMPACT DEFENDING



“Teams hardly had a chance to shoot from outside the box”

MARCO VAN BASTEN

Teams at this World Cup were more compact in defence, with a tournament average of 26m between a side’s deepest defender and highest attacker out of possession. The amount of space available has been dramatically reduced, making it challenging to find openings.

“Space between the lines was practically non-existent at this World Cup”

CARLOS ALBERTO PARREIRA

“It is not possible to defend in this manner without good communication”

EMMANUEL AMUNEKE

A result of tight, compact defending is a decrease in the number of shots from outside the penalty area. This figure has dropped by a remarkable 32% since South Africa 2010. Defending in this style requires efficient organisation, good teamwork, awareness and leadership, especially from the central defenders.

From an attacking perspective, the role of the traditional number 9 has become more challenging due to the limited space. Quick ball circulation can help to create space and overcome compact units.



“Players have to be very clever and technically skilful to create chances”

BORA MILUTINOVIĆ

ROLE OF THE FULL BACKS

“I still subscribe to the idea that full-backs are first and foremost defenders”

CARLOS ALBERTO PARREIRA



Their first thought should always be to defend. They must be defensively solid in 1v1 situations, strong in the tackle and effective at closing down opposition attackers to deny them space. Full-backs perform a balancing act for the team.

However, they can be very useful in attack at the right moments. Previously, the left- and right-sided midfielders almost exclusively occupied the wide areas, operating as wingers, but the game has evolved and this is no longer the case. We typically only used

to see one full-back joining in with attacks, whereas now both full-backs look to exploit the space down the flanks.

Playing with a back three or five affects the defensive and attacking responsibilities and impact of the wide players. Nevertheless, regardless of whether they are lining up in a 3-5-2 or a 5-3-2, they operate as wing-backs. In general, fewer traditional overlaps are occurring due to teams' dynamic interchanging of positions.

“Holding midfielders have such an important role as they give the team balance, allowing you to release both full-backs at the same time”

CARLOS ALBERTO PARREIRA

IMPORTANCE OF THE PLAYMAKER

“You cannot manufacture a maestro”

ANDY ROXBURGH



We saw less of the so-called playmakers at this World Cup, perhaps as a result of the way teams played. However, there were still some outstanding individuals in this area. Paul Pogba of France excelled, but Luka Modrić stole the show.

“I love watching Modrić pull the strings in games; he’s a class act”

BORA MILUTINOVIĆ

With his amazing technique and tactical awareness, Modrić dictated the pace of games, defended, attacked and even scored goals. He was so important for Croatia and you cannot imagine them without him in midfield. His contribution was crucial in taking the team all the way to the final.

The previous three World Cup-winning teams all had prominent playmakers. Andrea Pirlo was instrumental for Italy in 2006, we saw Andrés Iniesta and Xavi controlling the tempo of the game for Spain in 2010 and Bastian Schweinsteiger successfully played a similar role for Germany four years ago in Brazil. We are eager to see who the next great playmakers to emerge will be and how they will stamp their mark on their teams.



“Playmakers can impose themselves on games, speed up or slow down the tempo, switch play, create and make things happen”

CARLOS ALBERTO PARREIRA

GOALKEEPING ANALYSIS

“The goalkeepers at this World Cup were really versatile”

PASCAL ZUBERBÜHLER
(FIFA Goalkeeping Specialist)

On countless occasions, goalkeepers came out on top of one-on-one situations inside the penalty box through good positioning, timing and use of the “X-block” technique.

It was obvious that certain teams had a clear plan to quickly transition when their goalkeeper had the ball, with their outfield players providing various options. The goalkeeper nevertheless had a key role, having to display quick thinking and decision-making when playing the ball out.

“Defending with so many bodies and so close to goal has its advantages and disadvantages. For goalkeepers, it can be so crowded that they cannot see the ball”

MARCO VAN BASTEN

There was a higher number of penalties at this World Cup compared to previous editions and we saw some fantastic, game-changing saves, with 25% of spot kicks in the group stage either saved or missed. We also witnessed some decisive goalkeeping performances in the penalty shoot-outs in the subsequent knockout rounds.



The previous section, on defending, noted how compactly and deeply teams defended at this World Cup. As a result, goalkeepers' vision will have been reduced and they will have had less time to react. Deep defensive units also increase the risk of wicked deflections and a number of goals were conceded in this manner.



“Goalkeepers often used quick, short throws or passes to launch attacks”

PASCAL ZUBERBÜHLER

THE FOUR SEMI-FINALISTS

“The successful teams had a distinct way of playing based on their players and coaching philosophy. They had a game plan and believed in it”

CARLOS ALBERTO PARREIRA

England:

The only team at the World Cup whose full 23-man squad was based domestically, England had a very clear style of play and used a five-man midfield throughout the tournament. They were very solid in defence and had two players who linked up well up front, where adidas Golden Boot winner Harry Kane showed his prowess at dead-ball situations. They surpassed expectations and almost made it to the final.

“They took initiative, playing out from the back”

MARCO VAN BASTEN



Belgium:

Belgium were probably the most free-flowing team at the World Cup and were very technically gifted and incredibly versatile. They looked to attack as a team and played very entertaining football, winning six of their seven matches. Moreover, they did not concede too many goals in spite of their attacking approach, helped in no small part by having adidas Golden Glove winner Thibaut Courtois between the sticks. The conclusion we can draw is that if you want to go far in a tournament, you need strength at both ends of the pitch.

“They had a variety of attacking options”

ANDY ROXBURGH



Croatia:

Croatia had an incredible World Cup and came through three matches that went to extra time, with the leadership of adidas Golden Ball winner Luka Modrić proving instrumental. The team showed mental toughness and their highly experienced players from top-level clubs were key to bouncing back when they were a goal down, which they did no fewer than three times, showcasing impressive maturity and a powerful will to win along the way.

“The midfielders had a strong mentality and the individual quality to dictate play”

EMMANUEL AMUNIKE

**France:**

France did not win the trophy on the back of one performance: they won it over seven matches. They turned up with a very clear philosophy, were well prepared and built on the experience of the EURO two years ago. France played in a very balanced, compact manner and had an excellent side, with Paul Pogba and Antoine Griezmann launching attacks with real purpose and FIFA Young Player Award winner Kylian Mbappé wreaking havoc with his speed. France did not rely on ball possession, but rather focused on getting into the opposition's half as fast as they could. And they had the players to do just that.

“They didn't come to impress, they came to win”

CARLOS ALBERTO PARREIRA



TEAM PROFILES





ARGENTINA / CONMEBOL

Previous FIFA World Cup™ Performance
2014 FIFA World Cup™ - Runners-Up

2018 FIFA World Cup™
Click On Match To See Highlights

- GROUP STAGE
16 June
Argentina 1-1 Iceland
21 June
Argentina 0-3 Croatia
26 June
Nigeria 1-2 Argentina
- ROUND OF 16
30 June
France 4-3 Argentina
- QUARTER-FINAL
-
- SEMI-FINAL
-
- FINAL
-



Head Coach



Jorge Sampaoli (ARG)

Technical Staff

- BECCACECE Sebastian (Assistant Coach)
- DIEZ Nicolas (Assistant Coach)
- SCALONI Lionel (Assistant Coach)
- TOCALLI Hugo (Goalkeeper Coach)
- DESIO Jorge (Physical Trainer)
- BRESSAN Martin (Physical Trainer)

2018 FIFA World Cup™ Squad

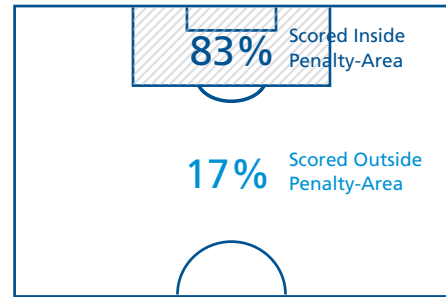
	NUM	NAME	CLUB (COUNTRY)	MINS	G	A	CAPS
GOALKEEPERS	1	GUZMAN Nahuel	Tigres UANL (MEX)	0	0	0	6
	12	ARMANI Franco	CA River Plate (ARG)	180	0	0	2
	23	CABALLERO Wilfredo	Chelsea FC (ENG)	180	0	0	5
DEFENDERS	2	MERCADO Gabriel	Sevilla FC (ESP)	270	1	1	23
	3	TAGLIAFICO Nicolas	AFC Ajax (NED)	350	0	0	8
	4	ANSALDI Cristian	Torino FC (ITA)	0	0	0	5
	6	FAZIO Federico	AS Roma (ITA)	45	0	0	10
	8	ACUNA Marcos	Sporting CP (POR)	90	0	0	11
	14	MASCHERANO Javier	Hebei China Fortune FC (CHN)	360	0	0	147
MIDFIELDERS	16	ROJO Marcos	Manchester United FC (ENG)	225	1	1	59
	17	OTAMENDI Nicolas	Manchester City FC (ENG)	360	0	0	58
	18	SALVIO Eduardo	SL Benfica (POR)	146	0	0	11
	5	BIGLIA Lucas	AC Milan (ITA)	54	0	0	58
	7	BANEGA Ever	Sevilla FC (ESP)	216	0	2	65
	11	DI MARIA Angel	Paris Saint-Germain FC (FRA)	237	1	0	97
FORWARDS	13	MEZA Maximiliano	CA Independiente (ARG)	207	0	0	6
	15	PEREZ Enzo	CA River Plate (ARG)	195	0	0	26
	20	LO CELSO Giovanni	Paris Saint-Germain FC (FRA)	0	0	0	5
	22	PAVON Cristian	CA Boca Juniors (ARG)	153	0	0	9
	9	HIGUAIN Gonzalo	Juventus FC (ITA)	132	0	0	75
	10	MESSI Lionel (C)	FC Barcelona (ESP)	360	1	2	128
	19	AGUERO Sergio	Manchester City FC (ENG)	178	2	0	89
	21	DYBALA Paulo	Juventus FC (ITA)	22	0	0	13

NUM = Squad Number; = Clean Sheet(s); MINS = Minute(s) Played; G = Goal(s); A = Assist(s); CAPS = Appearance as of 16th July 2018.

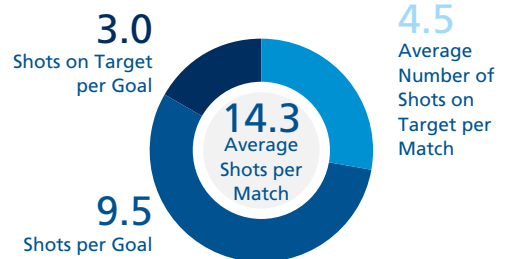
Average Possession

64%

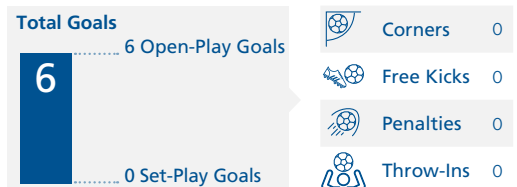
Goal Location



Shots



Goals Scored (Including Own Goals)





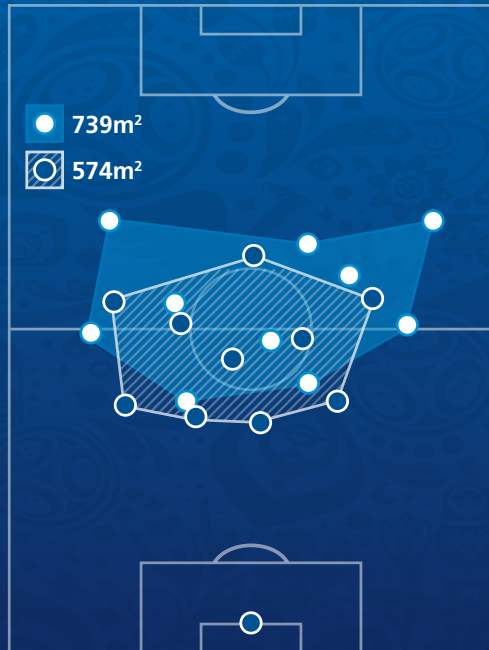
ARGENTINA / CONMEBOL

Team Shape Data Explanation

Team Positional Insights

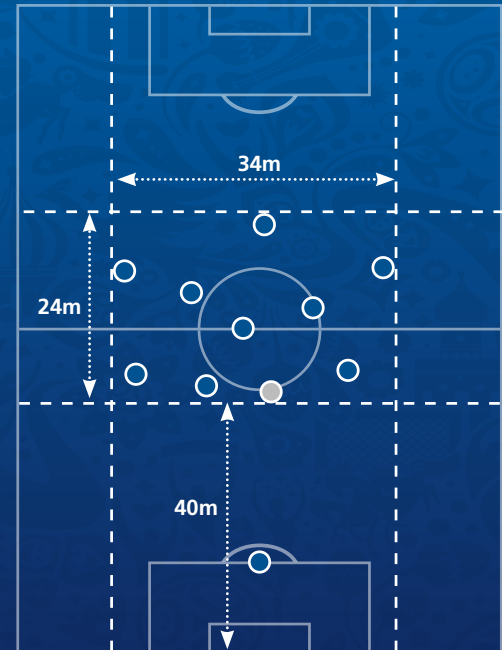
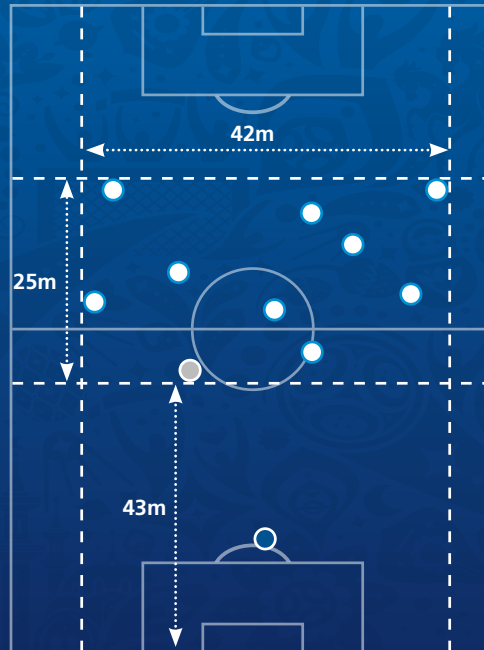
Team Compactness In & Out of Possession

- In Possession
- Out of Possession



Team Width, Team Length & Deepest Defender Line Height

- In Possession
- Out of Possession
- Deepest Defender
- Deepest Defender



(The representation of player positions has been taken from one game. Team compactness, team width, team length & team deepest defender line height represents the team tournament average)

Team Passes and Accuracy



Pass Accuracy
FWC average 82% ▲

610
Total Average
Number of Passes
FWC average 465 ▲

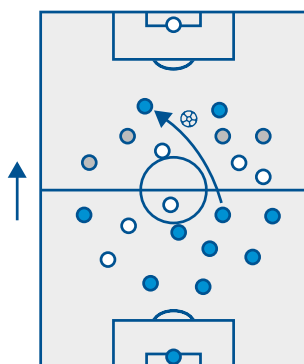
Goalkeeper Passes and Accuracy



Pass Accuracy
FWC average 68% ▲

27
Total Average
Number of Passes
FWC average 28 ▼

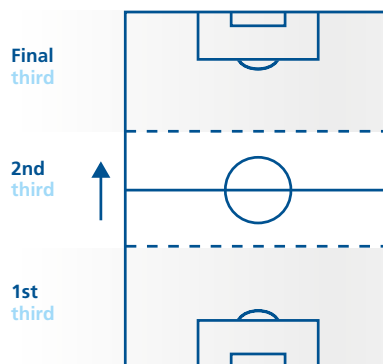
Bypassed Opponents and Defenders



273
Average Bypassed Opponents
FWC average 264 ▲

29
Average Bypassed Defenders
FWC average 33 ▼

Final-Third and Penalty-Area Entries



Final third

35
Average Penalty-Area
Entries FWC average 32 ▲

2nd third

67
Average Final-Third
Entries FWC average 58 ▲

1st third

Total Distance Covered



FWC average
104,662 m ▼

Number of Zone 5 (>25km/h) Activities



FWC average
330 ▼

Distance Covered Above 20km/h



FWC average
7,554 m ▼

Distance Covered Above 25km/h



FWC average
2,026 m ▼




AUSTRALIA / AFC

Previous FIFA World Cup™ Performance
2014 FIFA World Cup™ - Group Stage

2018 FIFA World Cup™
Click On Match To See Highlights

- GROUP STAGE
 - 16 June France 2-1 Australia
 - 21 June Denmark 1-1 Australia
 - 26 June Australia 0-2 Peru
- ROUND OF 16
- QUARTER-FINAL
- SEMI-FINAL
- FINAL



Head Coach
Bert van Marwijk (NED)


- Technical Staff**
- COUMANS Roel (Assistant Coach)
 - DIRKX Jurgen (Assistant Coach)
 - MILICIC Ante (Assistant Coach)
 - VAN BOMMEL Mark (Assistant Coach)
 - FRANKEN Tony (Goalkeeper Coach)
 - DUNCAN Craig (Physical Trainer)
 - EHRMANN Fabian (Physical Trainer)

2018 FIFA World Cup™ Squad

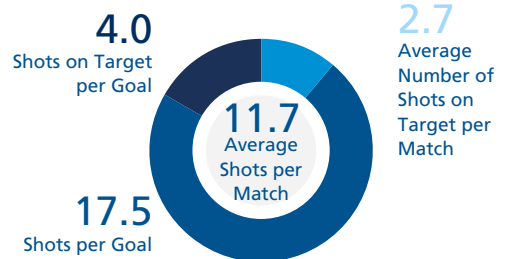
	NUM	NAME	CLUB (COUNTRY)	MINS	G	A	CAPS
GOALKEEPERS	1	RYAN Mathew	Brighton & Hove Albion FC (ENG)	270	0	0	47
	12	JONES Brad	Feyenoord Rotterdam (NED)	0	0	0	6
	18	VUKOVIC Danny	KRC Genk (BEL)	0	0	0	1
DEFENDERS	2	DEGENEK Milos	Yokohama F-Marininos (JPN)	0	0	0	18
	3	MEREDITH James	Millwall FC (ENG)	0	0	0	2
	5	MILLIGAN Mark	Al Ahli SC (KSA)	270	0	0	71
	6	JURMAN Matthew	Suwon Samsung Bluewings FC (KOR)	0	0	0	4
MIDFIELDERS	16	BEHICH Aziz	Bursaspor (TUR)	270	0	0	26
	19	RISDON Joshua	WS Wanderers FC (AUS)	270	0	0	11
	20	SAINSBURY Trent	Grasshopper Club (SUI)	270	0	0	38
	8	LUONGO Massimo	Queens Park Rangers FC (ENG)	0	0	0	36
FORWARDS	13	MOOY Aaron	Huddersfield Town FC (ENG)	270	0	0	37
	15	JEDINAK Mile (C)	Aston Villa FC (ENG)	270	2	0	79
	22	IRVINE Jackson	Hull City FC (ENG)	44	0	0	22
	23	ROGIC Tom	Celtic FC (SCO)	226	0	0	40
	4	CAHILL Tim	Millwall FC (ENG)	37	0	0	107
	7	LECKIE Mathew	Hertha BSC (GER)	270	0	0	56
	9	JURIC Tomi	FC Luzern (SUI)	94	0	0	38
	10	KRUSE Robbie	VfL Bochum (GER)	210	0	0	67
	11	NABBOUT Andrew	Urawa Reds (JPN)	139	0	0	6
14	MACLAREN Jamie	Hibernian FC (SCO)	0	0	0	6	
17	ARZANI Daniel	Melbourne City FC (AUS)	60	0	0	5	
21	PETRATOS Dimitrios	Newcastle United Jets FC (AUS)	0	0	0	2	

NUM = Squad Number; = Clean Sheet(s); MINS = Minute(s) Played; G = Goal(s); A = Assist(s); CAPS = Appearance as of 16th July 2018.

Goal Location



Shots



Goals Scored (Including Own Goals)

Total Goals	2	0 Open-Play Goals	Corners	0
		2 Set-Play Goals	Free Kicks	0
			Penalties	2
			Throw-Ins	0

Average Possession





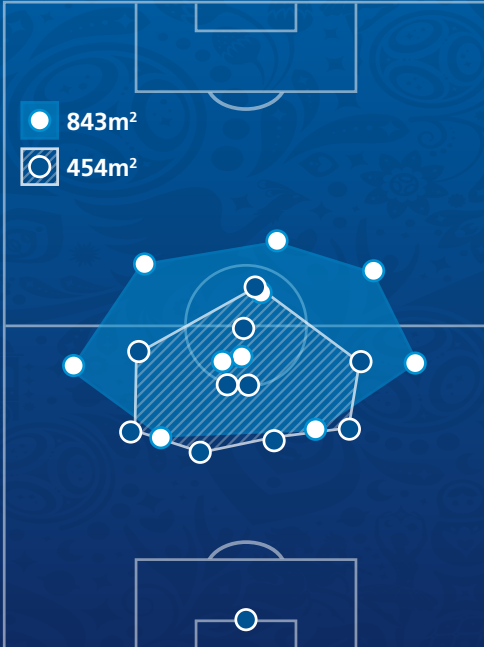
AUSTRALIA / AFC

Team Shape Data Explanation

Team Positional Insights

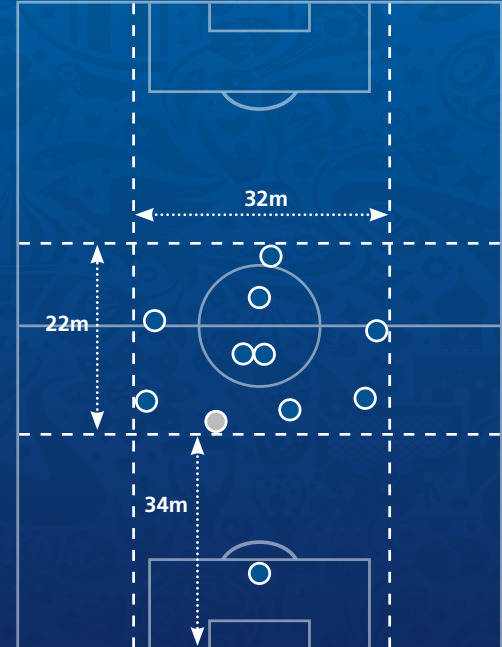
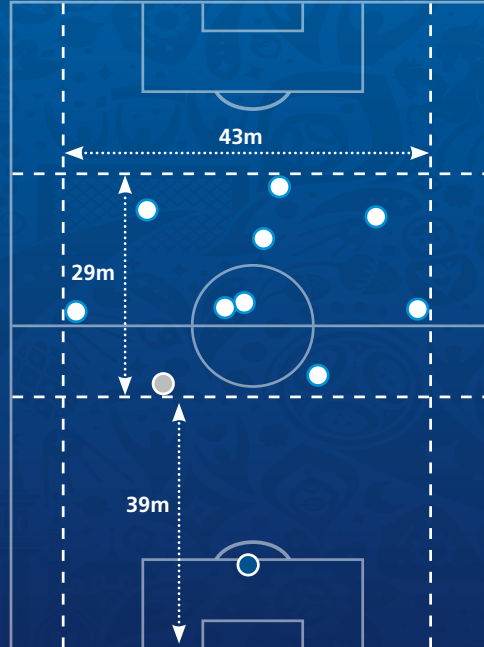
Team Compactness In & Out of Possession

- In Possession
- Out of Possession



Team Width, Team Length & Deepest Defender Line Height

- In Possession
- Out of Possession
- Deepest Defender
- Deepest Defender



(The representation of player positions has been taken from one game. Team compactness, team width, team length & team deepest defender line height represents the team tournament average)

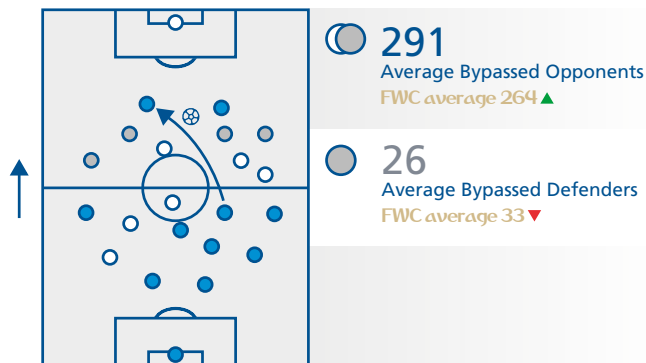
Team Passes and Accuracy




Goalkeeper Passes and Accuracy



Bypassed Opponents and Defenders



Final-Third and Penalty-Area Entries



Total Distance Covered



Number of Zone 5 (>25km/h) Activities



Distance Covered Above 20km/h



Distance Covered Above 25km/h





BELGIUM / UEFA

Previous FIFA World Cup™ Performance
2014 FIFA World Cup™ - Quarter-Finals

2018 FIFA World Cup™
Click On Match To See Highlights

GROUP STAGE

- 18 June
Belgium 3-0 Panama
- 23 June
Belgium 5-2 Tunisia
- 28 June
England 0-1 Belgium

ROUND OF 16

- 2 July
Belgium 3-2 Japan

QUARTER-FINAL

- 6 July
Brazil 1-2 Belgium

SEMI-FINAL

- 10 July
France 1-0 Belgium

MATCH FOR 3RD PLACE

- 14 July
Belgium 2-0 England



Head Coach



Roberto Martínez (ESP)

Technical Staff

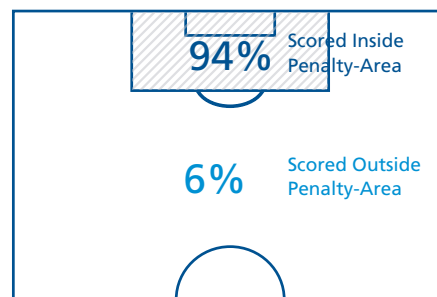
- HENRY Thierry (Assistant Coach)
- JONES Graeme (Assistant Coach)
- LEMMENS Erwin (Goalkeeper Coach)
- VERGARA Inaki (Goalkeeper Coach)
- EVANS Richard (Physical Trainer)

2018 FIFA World Cup™ Squad

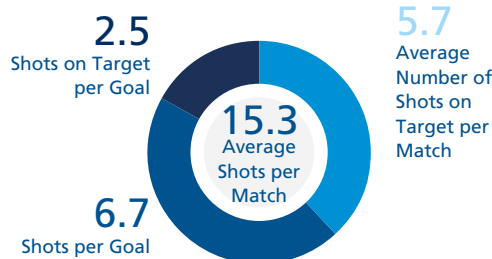
	NUM	NAME	CLUB (COUNTRY)	MINS	G	A	CAPS
GOALKEEPERS	1	COURTOIS Thibaut (C)	Chelsea FC (ENG)	630	0	0	65
	12	MIGNOLET Simon	Liverpool FC (ENG)	0	0	0	21
	13	CASTEELS Koen	VfL Wolfsburg (GER)	0	0	0	0
DEFENDERS	2	ALDERWEIRELD Toby	Tottenham Hotspur FC (ENG)	540	0	1	83
	3	VERMAELEN Thomas	FC Barcelona (ESP)	132	0	0	69
	4	KOMPANY Vincent	Manchester City FC (ENG)	376	0	0	82
	5	VERTONGHEN Jan	Tottenham Hotspur FC (ENG)	540	1	0	108
	15	MEUNIER Thomas	Paris Saint-Germain FC (FRA)	450	1	2	30
	20	BOYATA Dedryck	Celtic FC (SCO)	270	0	0	10
MIDFIELDERS	23	DENDONCKER Leander	RSC Anderlecht (BEL)	90	0	0	6
	6	WITSEL Axel	Tianjin Quanjian FC (CHN)	539	0	0	96
	7	DE BRUYNE Kevin	Manchester City FC (ENG)	540	1	2	68
	8	FELLAINI Marouane	Manchester United FC (ENG)	316	1	0	87
	11	CARRASCO Yannick	Dalian Yifang FC (CHN)	239	0	0	30
	16	HAZARD Thorgan	VfL Borussia Mönchengladbach (GER)	97	0	0	13
	17	TIELEMANS Youri	AS Monaco (FRA)	175	0	2	13
FORWARDS	19	DEMBELE Moussa	Tottenham Hotspur FC (ENG)	178	0	0	80
	22	CHADLI Nacer	West Bromwich Albion FC (ENG)	327	1	1	51
	9	LUKAKU Romelu	Manchester United FC (ENG)	476	4	1	75
	10	HAZARD Eden (C)	Chelsea FC (ENG)	518	3	2	92
	14	MERTENS Dries	SSC Napoli (ITA)	298	1	1	75
18	JANUZAJ Adnan	Real Sociedad (ESP)	86	1	0	9	
21	BATSHUAYI Michy	Borussia Dortmund (GER)	113	1	0	19	

NUM = Squad Number; = Clean Sheet(s); MINS = Minute(s) Played; G = Goal(s); A = Assist(s); CAPS = Appearance as of 16th July 2018.

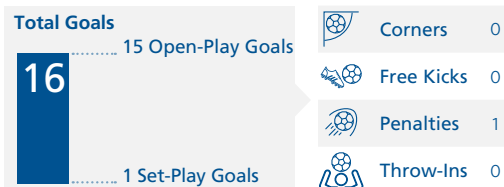
Goal Location



Shots



Goals Scored (Including Own Goals)



Average Possession

53%



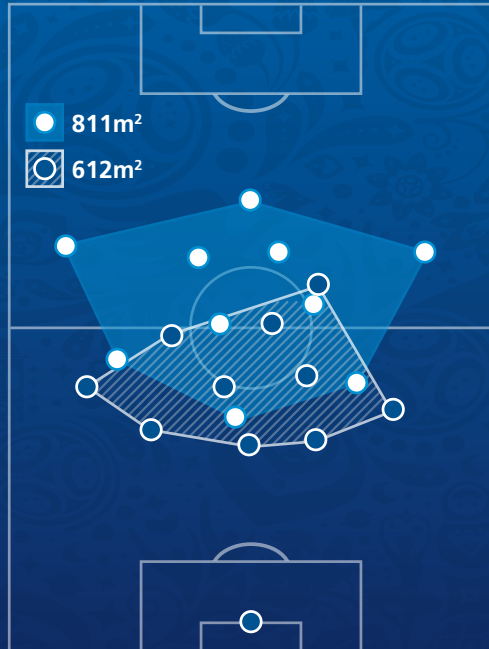
BELGIUM / UEFA

Team Shape Data Explanation

Team Positional Insights

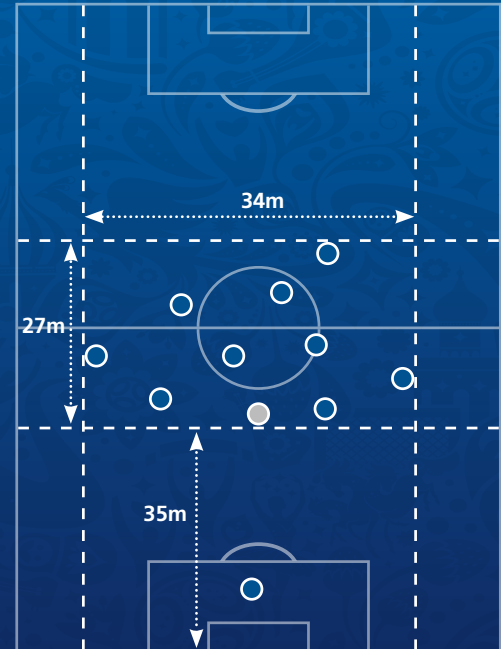
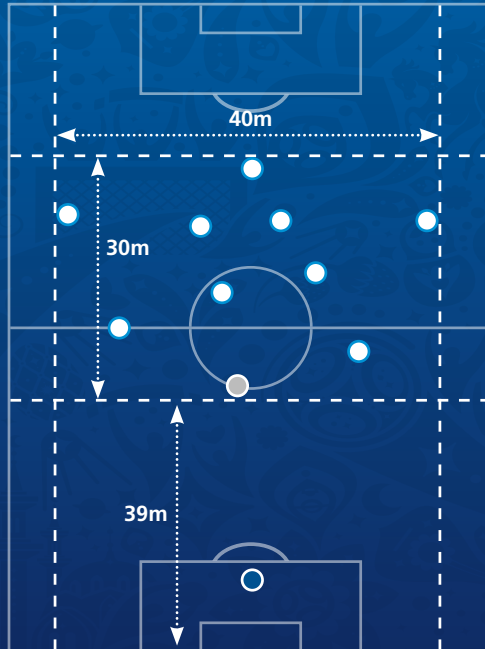
Team Compactness In & Out of Possession

- In Possession
- Out of Possession



Team Width, Team Length & Deepest Defender Line Height

- In Possession
- Out of Possession
- Deepest Defender
- Deepest Defender



(The representation of player positions has been taken from one game. Team compactness, team width, team length & team deepest defender line height represents the team tournament average)

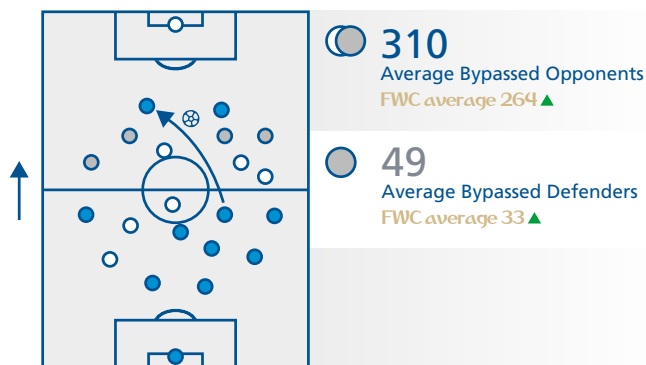
Team Passes and Accuracy



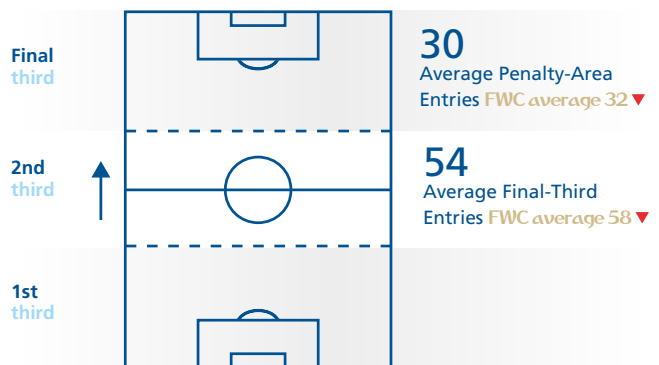
Goalkeeper Passes and Accuracy



Bypassed Opponents and Defenders



Final-Third and Penalty-Area Entries



Total Distance Covered



Number of Zone 5 (>25km/h) Activities



Distance Covered Above 20km/h



Distance Covered Above 25km/h





BRAZIL / CONMEBOL

Previous FIFA World Cup™ Performance
2014 FIFA World Cup™ - Semi-Finals

2018 FIFA World Cup™
Click On Match To See Highlights

- GROUP STAGE
17 June
Brazil 1-1 Switzerland
22 June
Brazil 2-0 Costa Rica
27 June
Serbia 0-2 Brazil
- ROUND OF 16
2 July
Brazil 2-0 Mexico
- QUARTER-FINAL
6 July
Brazil 1-2 Belgium
- SEMI-FINAL
-
- FINAL
-



Head Coach

Tite (BRA)

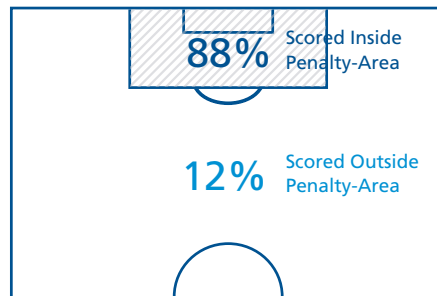
- Technical Staff**
- XAVIER Cleber (Assistant Coach)
 - BACHI Matheus (Assistant Coach)
 - SYLVINHO (Assistant Coach)
 - TAFFAREL (Goalkeeper Coach)
 - MAHSERDJIAN Fabio (Physical Trainer)
 - ROSA Ricardo (Physical Trainer)

2018 FIFA World Cup™ Squad

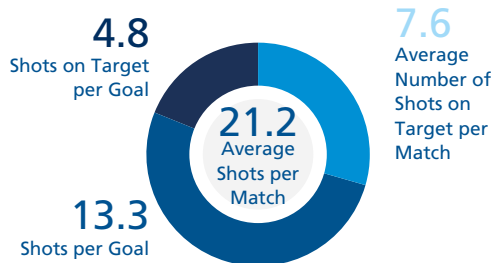
	NUM	NAME	CLUB (COUNTRY)	MINS	G	A	CAPS
GOALKEEPERS	1	ALISSON	AS Roma (ITA)	450	0	0	31
	16	CASSIO	SC Corinthians (BRA)	0	0	0	1
	23	EDERSON	Manchester City FC (ENG)	0	0	0	1
DEFENDERS	2	THIAGO SILVA (C)	Paris Saint-Germain FC (FRA)	450	1	0	76
	3	MIRANDA (C)	FC Internazionale (ITA)	450	0	0	52
	4	PEDRO GEROMEL	Grêmio FBPA (BRA)	0	0	0	2
	6	FILIPPE LUIS	Atletico Madrid (ESP)	170	0	0	35
	12	MARCELO (C)	Real Madrid CF (ESP)	280	0	0	59
	13	MARQUINHOS	Paris Saint-Germain FC (FRA)	1	0	0	27
MIDFIELDERS	14	DANILO	Manchester City FC (ENG)	90	0	0	19
	22	FAGNER	SC Corinthians (BRA)	360	0	0	8
	5	CASEMIRO	Real Madrid CF (ESP)	330	0	0	28
	8	RENATO AUGUSTO	Beijing Guoan (CHN)	50	1	0	31
	11	PHILIPPE COUTINHO	FC Barcelona (ESP)	436	2	2	41
	15	PAULINHO	FC Barcelona (ESP)	354	1	0	55
FORWARDS	17	FERNANDINHO	Manchester City FC (ENG)	155	0	0	49
	18	FRED	FC Shakhtar Donetsk (UKR)	0	0	0	8
	19	WILLIAN	Chelsea FC (ENG)	359	0	1	62
	7	DOUGLAS COSTA	Juventus FC (ITA)	77	0	1	27
	9	GABRIEL JESUS	Manchester City FC (ENG)	406	0	1	22
10	NEYMAR	Paris Saint-Germain FC (FRA)	450	2	1	90	
20	ROBERTO FIRMINO	Liverpool FC (ENG)	82	1	0	25	
21	TAISON	FC Shakhtar Donetsk (UKR)	0	0	0	8	

NUM = Squad Number; = Clean Sheet(s); MINS = Minute(s) Played; G = Goal(s); A = Assist(s); CAPS = Appearance as of 16th July 2018.

Goal Location



Shots



Goals Scored (Including Own Goals)

Total Goals

8 Goals

- 7 Open-Play Goals
- 1 Set-Play Goals

- Corners 1
- Free Kicks 0
- Penalties 0
- Throw-Ins 0

Average Possession





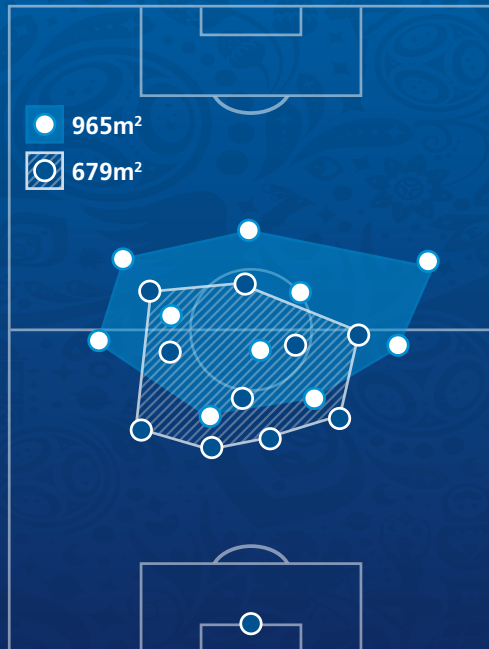
BRAZIL / CONMEBOL

Team Shape Data Explanation

Team Positional Insights

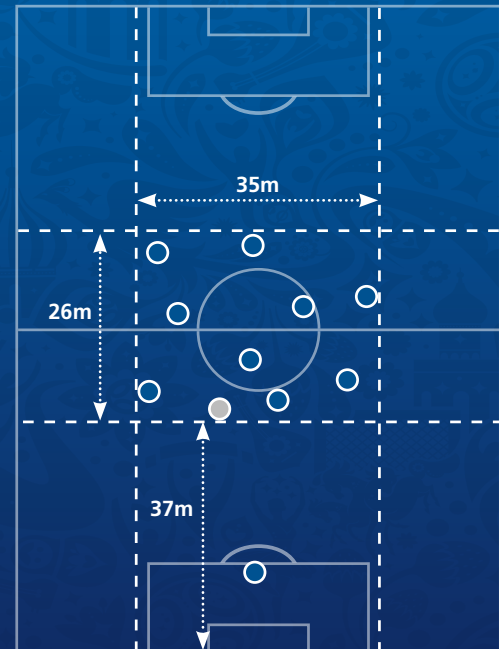
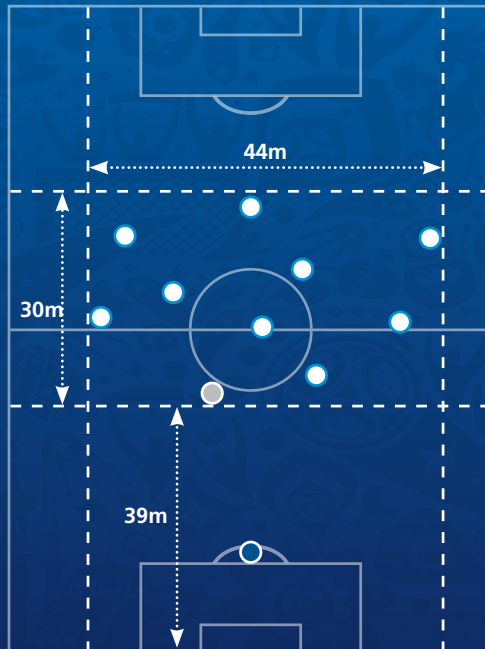
Team Compactness In & Out of Possession

- In Possession
- Out of Possession



Team Width, Team Length & Deepest Defender Line Height

- In Possession
- Out of Possession
- Deepest Defender
- Deepest Defender



(The representation of player positions has been taken from one game. Team compactness, team width, team length & team deepest defender line height represents the team tournament average)

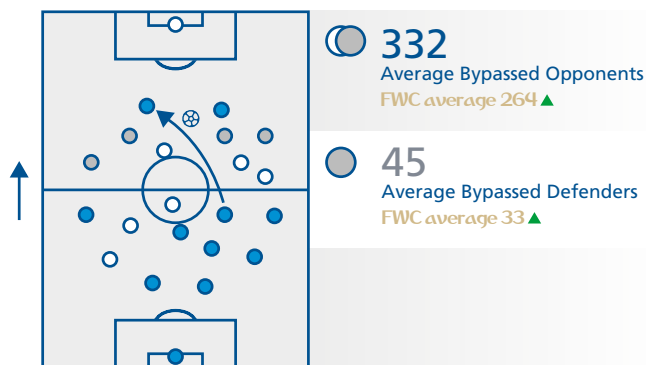
Team Passes and Accuracy




Goalkeeper Passes and Accuracy



Bypassed Opponents and Defenders



Final-Third and Penalty-Area Entries



Total Distance Covered



Number of Zone 5 (>25km/h) Activities



Distance Covered Above 20km/h



Distance Covered Above 25km/h





COLOMBIA / CONMEBOL

Previous FIFA World Cup™ Performance
2014 FIFA World Cup™ - Quarter-Finals

2018 FIFA World Cup™
Click On Match To See Highlights

GROUP STAGE

- 19 June
Colombia 1-2 Japan
- 24 June
Poland 0-3 Colombia
- 28 June
Senegal 0-1 Colombia

ROUND OF 16

- 3 July
Colombia 1-1 England (AET)
England win on penalties (3-4)

QUARTER-FINAL

SEMI-FINAL

FINAL



Head Coach



José Pékerman (ARG)

Technical Staff

- CAMPS Patricio (Assistant Coach)
- GARABELLO Pablo (Assistant Coach)
- LORENZO Nestor (Assistant Coach)
- NINO Eduardo (Goalkeeper Coach)
- URTASUN Eduardo (Physical Trainer)

2018 FIFA World Cup™ Squad

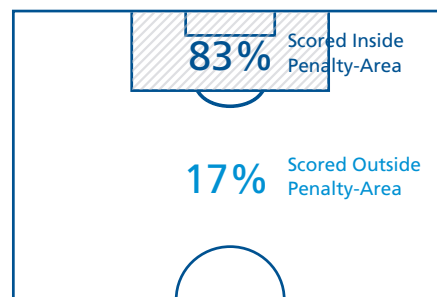
	NUM	NAME	CLUB (COUNTRY)	MINS	G	A	CAPS
GOALKEEPERS	1	OSPINA David	Arsenal FC (ENG)	390	0	0	87
	12	VARGAS Camilo	AC Deportivo Cali (COL)	0	0	0	5
	22	CUADRADO Jose	CD Once Caldas (COL)	0	0	0	1
DEFENDERS	2	ZAPATA Cristian	AC Milan (ITA)	4	0	0	53
	3	MURILLO Oscar	CF Pachuca (MEX)	90	0	0	14
	4	ARIAS Santiago	PSV Eindhoven (NED)	386	0	0	45
	13	MINA Yerry	FC Barcelona (ESP)	300	3	0	15
	17	MOJICA Johan	Girona FC (ESP)	390	0	0	8
MIDFIELDERS	18	DIAZ Farid	Club Olimpia (PAR)	0	0	0	13
	23	SANCHEZ Davinson	Tottenham Hotspur FC (ENG)	390	0	0	13
	5	BARRIOS Wilmar	CA Boca Juniors (ARG)	269	0	0	13
	6	SANCHEZ Carlos	RCD Espanyol (ESP)	172	0	2	83
	8	AGUILAR Abel	AC Deportivo Cali (COL)	32	0	0	70
	10	RODRIGUEZ James	FC Bayern München (GER)	152	0	2	66
	11	CUADRADO Juan	Juventus FC (ITA)	331	1	1	73
	15	URIBE Mateus	Club América (MEX)	182	0	0	11
FORWARDS	16	LERMA Jefferson	Levante UD (ESP)	175	0	0	9
	20	QUINTERO Juan	CA River Plate (ARG)	310	1	2	19
	7	BACCA Carlos	Villarreal CF (ESP)	91	0	0	48
	9	FALCAO Radamel (C)	AS Monaco (FRA)	377	1	0	69
	14	MURIEL Luis	Sevilla FC (ESP)	91	0	0	20
19	BORJA Miguel	SE Palmeiras (BRA)	1	0	0	8	
21	IZQUIERDO Jose	Brighton & Hove Albion FC (ENG)	70	0	0	6	

NUM = Squad Number; = Clean Sheet(s); MINS = Minute(s) Played; G = Goal(s); A = Assist(s); CAPS = Appearance as of 16th July 2018.

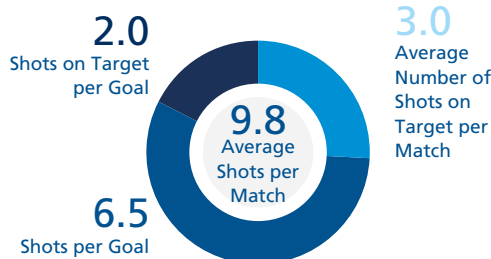
Average Possession

51%

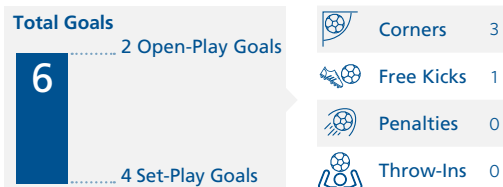
Goal Location



Shots



Goals Scored (Including Own Goals)





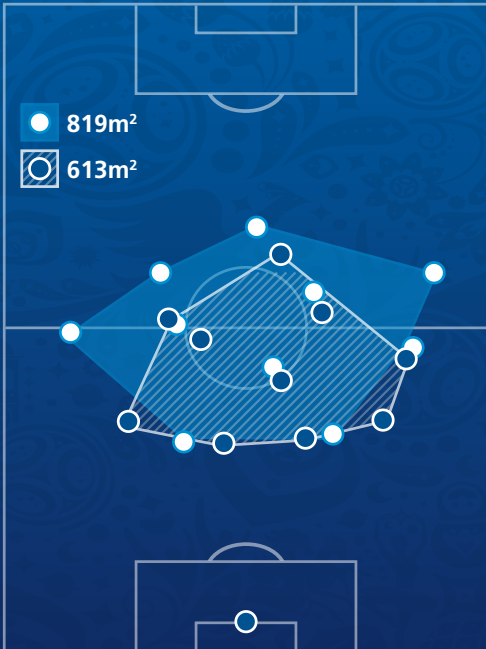
COLOMBIA / CONMEBOL

Team Shape Data Explanation

Team Positional Insights

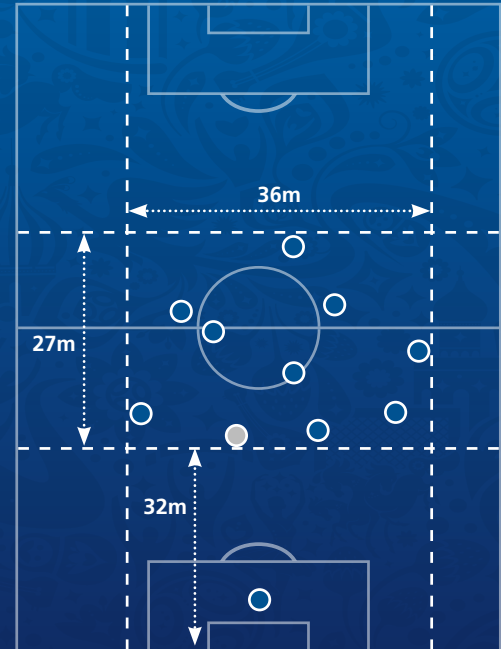
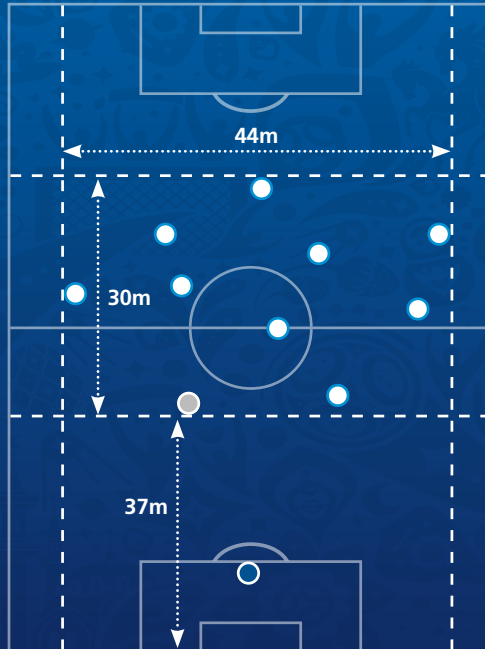
Team Compactness In & Out of Possession

- In Possession
- Out of Possession



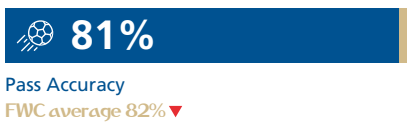
Team Width, Team Length & Deepest Defender Line Height

- In Possession
- Out of Possession
- Deepest Defender
- Deepest Defender



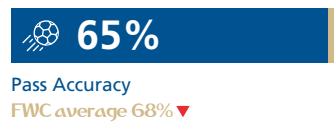
(The representation of player positions has been taken from one game. Team compactness, team width, team length & team deepest defender line height represents the team tournament average)

Team Passes and Accuracy



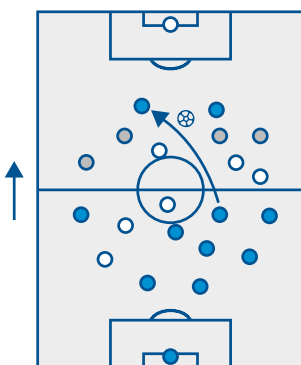
453
Total Average Number of Passes
FWC average 465 ▼

Goalkeeper Passes and Accuracy



27
Total Average Number of Passes
FWC average 28 ▼

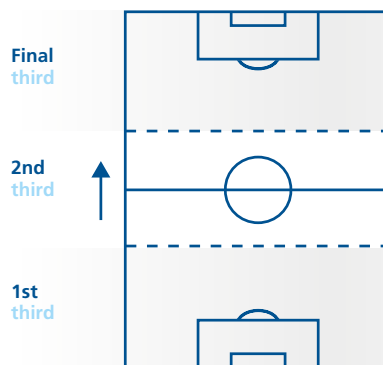
Bypassed Opponents and Defenders



270
Average Bypassed Opponents
FWC average 264 ▲

33
Average Bypassed Defenders
FWC average 33 =

Final-Third and Penalty-Area Entries



29
Average Penalty-Area Entries
FWC average 32 ▼

64
Average Final-Third Entries
FWC average 58 ▲

Total Distance Covered



FWC average 104,662 m ▼

Number of Zone 5 (>25km/h) Activities



FWC average 330 ▲

Distance Covered Above 20km/h



FWC average 7,554 m ▲

Distance Covered Above 25km/h



FWC average 2,026 m ▲



COSTA RICA / CONCACAF

Previous FIFA World Cup™ Performance
2014 FIFA World Cup™ - Quarter-Finals

2018 FIFA World Cup™
Click On Match To See Highlights

GROUP STAGE


- 17 June
Costa Rica 0-1 Serbia
- 22 June
Brazil 2-0 Costa Rica
- 27 June
Switzerland 2-2 Costa Rica

ROUND OF 16


QUARTER-FINAL

SEMI-FINAL


FINAL




M. UREÑA




J. VENEGAS




D. GUZMAN




C. BORGES




BRYAN




F. CALVO




O. DUARTE




G. GONZALEZ



J. ACOSTA



C. GAMBOA



K. NAVAS

Head Coach



Oscar Ramirez (CRC)

Technical Staff

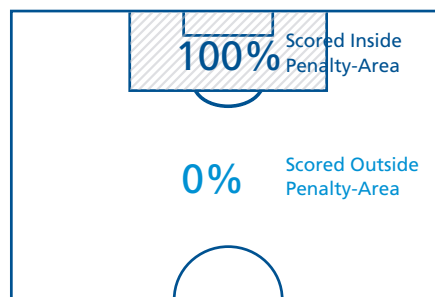
- LARREA Alejandro (Assistant Coach)
- MARIN Luis (Assistant Coach)
- REYES Keylor (Assistant Coach)
- CONEJO Gabelo (Goalkeeper Coach)
- ACENA Angel (Physical Trainer)
- SANCHEZ Erick (Physical Trainer)

2018 FIFA World Cup™ Squad

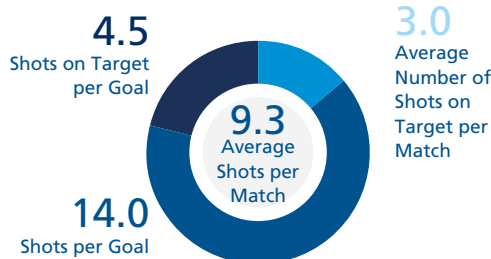
	NUM	NAME	CLUB (COUNTRY)	MINS	G	A	CAPS
GOALKEEPERS	1	NAVAS Keylor	Real Madrid CF (ESP)	270	0	0	84
	18	PEMBERTON Patrick	LD Alajuelense (CRC)	0	0	0	39
	23	MOREIRA Leonel	CS Herediano (CRC)	0	0	0	9
DEFENDERS	2	ACOSTA Johnny	Rionegro Águilas (COL)	270	0	0	69
	3	GONZALEZ Giancarlo	Bologna FC (ITA)	270	0	0	71
	4	SMITH Ian	IFK Norrkoping FK (SWE)	1	0	0	5
	6	DUARTE Oscar	RCD Espanyol (ESP)	180	0	0	38
	8	OVIEDO Bryan	Sunderland AFC (ENG)	180	0	0	44
	15	CALVO Francisco	Minnesota United FC (USA)	105	0	0	38
MIDFIELDERS	16	GAMBOA Cristian	Celtic FC (SCO)	254	0	0	71
	19	WASTON Kendall	Vancouver Whitecaps FC (CAN)	90	1	0	26
	22	GUTIERREZ Kenner	LD Alajuelense (CRC)	0	0	0	9
	5	BORGES Celso	Deportivo La Coruña (ESP)	270	0	0	114
	7	BOLANOS Christian	Deportivo Saprissa (CRC)	66	0	0	84
	9	COLINDRES Daniel	Deportivo Saprissa (CRC)	98	0	0	13
FORWARDS	10	RUIZ Bryan (C)	Sporting CP (POR)	270	0	0	112
	13	WALLACE Rodney	New York City FC (USA)	9	0	0	29
	14	AZOFEIFA Randall	CS Herediano (CRC)	1	0	0	60
	17	TEJEDA Yeltsin	FC Lausanne-Sport (SUI)	7	0	0	50
	20	GUZMAN David	Portland Timbers (USA)	245	0	0	48
	11	VENEGAS Johan	Deportivo Saprissa (CRC)	150	0	0	49
12	CAMPBELL Joel	Real Betis (ESP)	114	0	1	79	
21	URENA Marcos	Los Angeles FC (USA)	120	0	0	64	

NUM = Squad Number; = Clean Sheet(s); MINS = Minute(s) Played; G = Goal(s); A = Assist(s); CAPS = Appearance as of 16th July 2018.

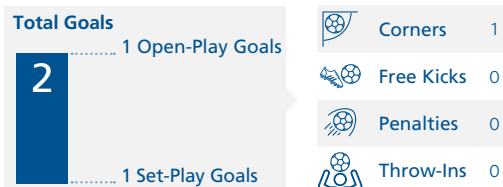
Goal Location



Shots



Goals Scored (Including Own Goals)



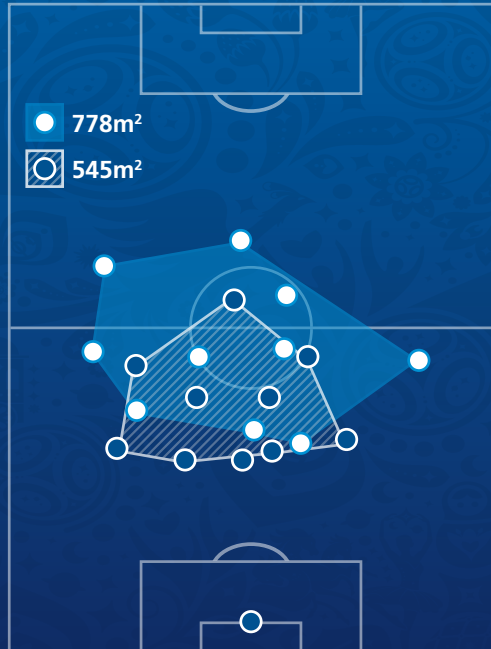
Average Possession

41%



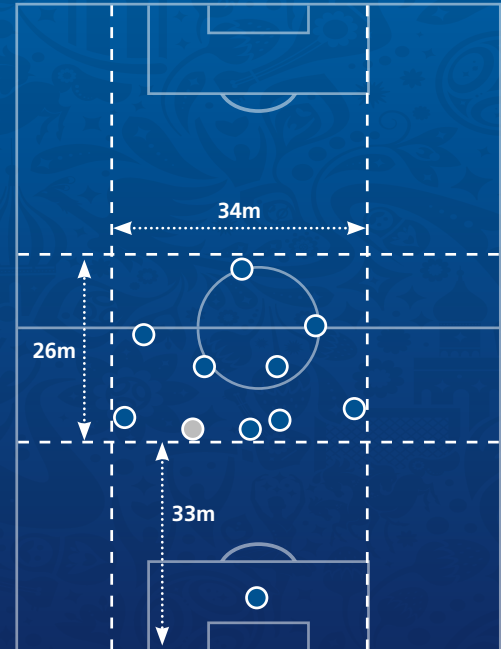
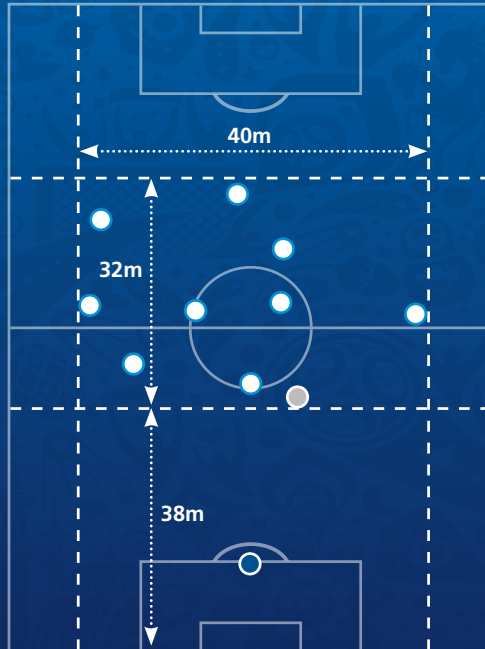
Team Compactness In & Out of Possession

- In Possession
- Out of Possession



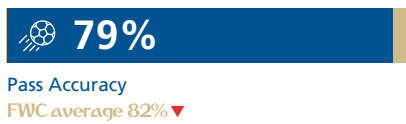
Team Width, Team Length & Deepest Defender Line Height

- In Possession
- Out of Possession
- Deepest Defender
- Deepest Defender



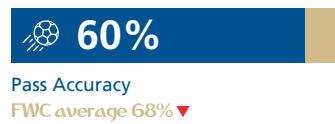
(The representation of player positions has been taken from one game. Team compactness, team width, team length & team deepest defender line height represents the team tournament average)

Team Passes and Accuracy



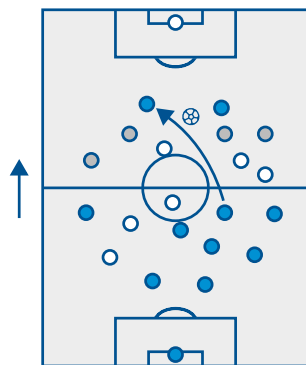
380
Total Average
Number of Passes
FWC average
465 ▼

Goalkeeper Passes and Accuracy



34
Total Average
Number of Passes
FWC average 28 ▲

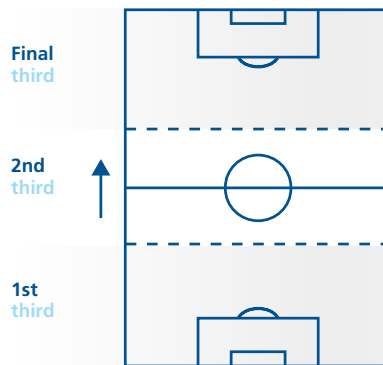
Bypassed Opponents and Defenders



237
Average Bypassed Opponents
FWC average 264 ▼

28
Average Bypassed Defenders
FWC average 33 ▼

Final-Third and Penalty-Area Entries



28
Average Penalty-Area
Entries FWC average 32 ▼

46
Average Final-Third
Entries FWC average 58 ▼

Total Distance Covered



FWC average
104,662 m ▲

Number of Zone 5 (>25km/h) Activities




FWC average
330 ▼

Distance Covered Above 20km/h



FWC average
7,554 m ▼

Distance Covered Above 25km/h



FWC average
2,026 m ▼



CROATIA / UEFA

Previous FIFA World Cup™ Performance
2014 FIFA World Cup™ - Group Stage

2018 FIFA World Cup™
Click On Match To See Highlights

GROUP STAGE

- 16 June
Croatia 2-0 Nigeria
- 21 June
Argentina 0-3 Croatia
- 26 June
Iceland 1-2 Croatia

ROUND OF 16

- 1 July
Croatia 1-1 Denmark (AET)
Croatia win on penalties (3-2)

QUARTER-FINAL

- 7 July
Russia 2-2 Croatia (AET)
Croatia win on penalties (3-4)

SEMI-FINAL

- 11 July
Croatia 2-1 England (AET)

FINAL

- 15 July
France 4-2 Croatia



Head Coach



Zlatko Dalić (CRO)

Technical Staff

- LADIC Drazen (Assistant Coach)
- OLIC Ivica (Assistant Coach)
- MRMIC Marjan (Goalkeeper Coach)
- MILANOVIĆ Luka (Physical Trainer)

2018 FIFA World Cup™ Squad


	NUM	NAME	CLUB (COUNTRY)	MINS	G	A	CAPS
GOALKEEPERS	1	LIVAKOVIC Dominik	GNK Dinamo Zagreb (CRO)	0	0	0	1
	12	KALINIC Lovre	KAA Gent (BEL)	90	0	0	12
	23	SUBASIC Danijel	AS Monaco (FRA)	630	0	0	44
DEFENDERS	2	VRSALJKO Sime	Atletico Madrid (ESP)	607	0	1	41
	3	STRINIĆ Ivan	UC Sampdoria (ITA)	511	0	0	49
	5	CORLUKA Vedran	FC Lokomotiv Moscow (RUS)	119	0	0	103
	6	LOVREN Dejan	Liverpool FC (ENG)	650	0	0	46
	13	JEDVAJ Tin	Bayer 04 Leverkusen (GER)	90	0	0	13
	15	CALETA-CAR Duje	FC Red Bull Salzburg (AUT)	90	0	0	2
	21	VIDA Domagoj	Besiktas JK (TUR)	630	1	1	65
MIDFIELDERS	22	PIVARIC Josip	FC Dynamo Kyiv (UKR)	200	0	1	23
	7	RAKITIĆ Ivan	FC Barcelona (ESP)	639	1	0	99
	8	KOVACIĆ Mateo	Real Madrid CF (ESP)	182	0	1	46
	10	MODRIĆ Luka (C)	Real Madrid CF (ESP)	694	2	1	113
	11	BROZOVIĆ Marcelo	FC Internazionale (ITA)	458	0	1	41
	14	BRADARIĆ Filip	HNK Rijeka (CRO)	25	0	0	5
	19	BADELIĆ Milan	ACF Fiorentina (ITA)	103	1	1	41
FORWARDS	4	PERIŠIĆ Ivan	FC Internazionale (ITA)	632	3	1	73
	9	KRAMARIĆ Andrej	TSG 1899 Hoffenheim (GER)	332	1	0	38
	16	KALINIĆ Nikola	AC Milan (ITA)	0	0	0	42
	17	MANDŽUKIĆ Mario	Juventus FC (ITA)	608	3	1	89
	18	REBIĆ Ante	Eintracht Frankfurt (GER)	547	1	0	22
	20	PJACA Marko	FC Schalke 04 (GER)	83	0	0	19

NUM = Squad Number; = Clean Sheet(s); MINS = Minute(s) Played; G = Goal(s); A = Assist(s); CAPS = Appearance as of 16th July 2018.

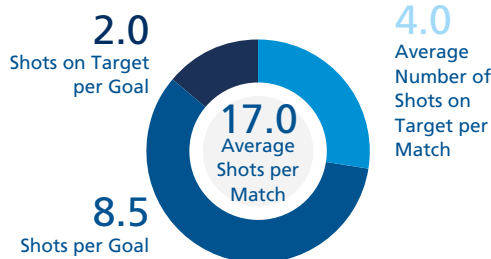
Average Possession

56%

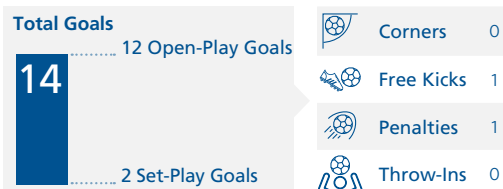
Goal Location



Shots



Goals Scored (Including Own Goals)





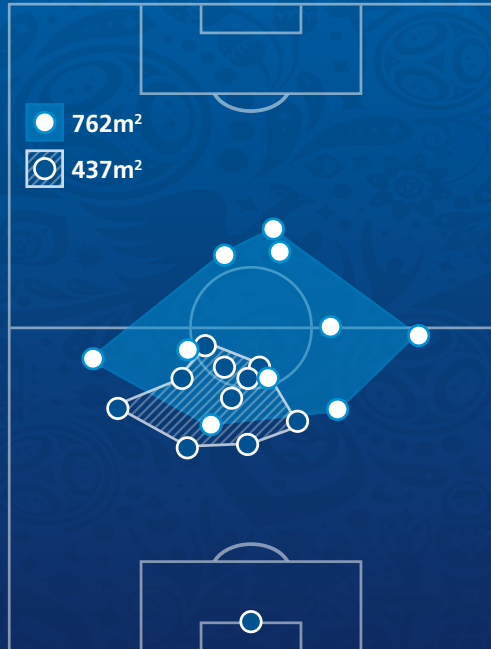
CROATIA / UEFA

Team Shape Data Explanation

Team Positional Insights

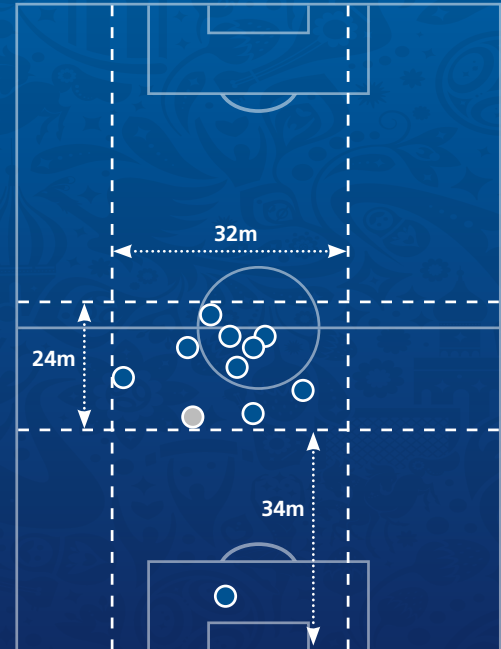
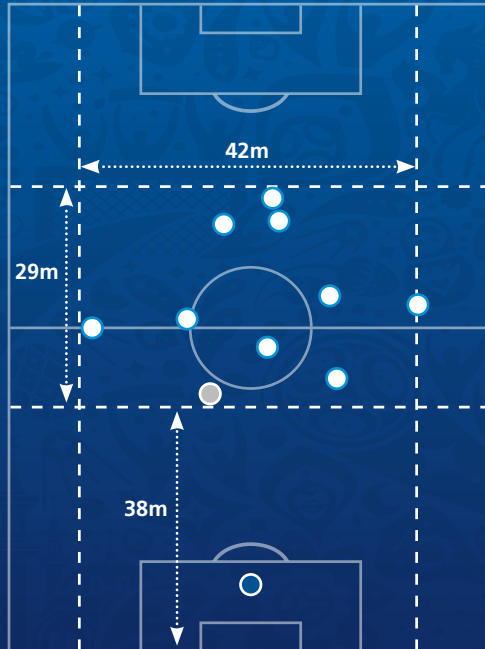
Team Compactness In & Out of Possession

- In Possession
- Out of Possession



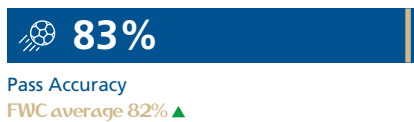
Team Width, Team Length & Deepest Defender Line Height

- In Possession
- Out of Possession
- Deepest Defender
- Deepest Defender



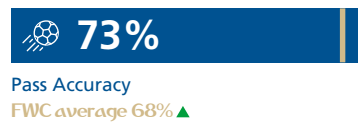
(The representation of player positions has been taken from one game. Team compactness, team width, team length & team deepest defender line height represents the team tournament average)

Team Passes and Accuracy



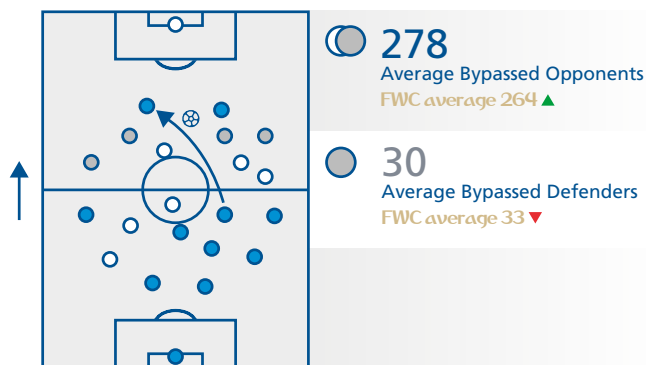
511
Total Average
Number of Passes
FWC average
465 ▲

Goalkeeper Passes and Accuracy




32
Total Average
Number of Passes
FWC average 28 ▲

Bypassed Opponents and Defenders



Final-Third and Penalty-Area Entries



Total Distance Covered



Number of Zone 5 (>25km/h) Activities



Distance Covered Above 20km/h



Distance Covered Above 25km/h





DENMARK / UEFA

Previous FIFA World Cup™ Performance
2010 FIFA World Cup™ - Group Stage

2018 FIFA World Cup™
Click On Match To See Highlights

GROUP STAGE
16 June
Peru 0-1 Denmark
21 June
Denmark 1-1 Australia
26 June
Denmark 0-0 France

ROUND OF 16
1 July
Croatia 1-1 Denmark (AET)
Croatia win on penalties (3-2)

QUARTER-FINAL
-

SEMI-FINAL
-

FINAL
-



Åge Hareide (NOR)


Technical Staff
TOMASSON Jon Dahl (Assistant Coach)
HOGH Lars (Goalkeeper Coach)
ROSEN Ben (Physical Trainer)

2018 FIFA World Cup™ Squad

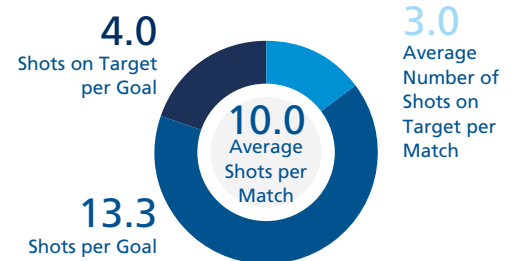
	NUM	NAME	CLUB (COUNTRY)	MINS	G	A	CAPS
GOALKEEPERS	1	SCHMEICHEL Kasper	Leicester City FC (ENG)	390	0	0	39
	16	LOSSL Jonas	Huddersfield Town FC (ENG)	0	0	0	1
	22	RONNOW Frederik	Brøndby IF (DEN)	0	0	0	6
DEFENDERS	3	VESTERGAARD Jannik	VfL Borussia Mönchengladbach (GER)	0	0	0	16
	4	KJÆR Simon (C)	Sevilla FC (ESP)	390	0	0	79
	5	KNUDSEN Jonas	Ipswich Town FC (ENG)	120	0	0	4
	6	CHRISTENSEN Andreas	Chelsea FC (ENG)	306	0	0	20
MIDFIELDERS	13	JØRGENSEN Mathias	Huddersfield Town FC (ENG)	219	1	0	15
	14	DALSGAARD Henrik	Brentford FC (ENG)	390	0	0	15
	17	LARSEN Jens Stryger	Udinese Calcio (ITA)	270	0	0	16
	2	KROHN-DEHLI Michael	Deportivo La Coruña (ESP)	22	0	0	59
	7	KVIST William	FC København (DEN)	35	0	0	81
FORWARDS	8	DELANEY Thomas	SV Werder Bremen (GER)	367	0	1	31
	10	ERIKSEN Christian	Tottenham Hotspur FC (ENG)	390	1	1	82
	18	LERAGER Lukas	FC Girondins Bordeaux (FRA)	1	0	0	5
	19	SCHÖNE Lasse	AFC Ajax (NED)	220	0	0	39
	9	JØRGENSEN Nicolai	Feyenoord Rotterdam (NED)	212	0	1	34
	11	BRAITHWAITE Martin	FC Girondins Bordeaux (FRA)	250	0	0	24
	12	DOLBERG Kasper	AFC Ajax (NED)	15	0	0	7
	15	FISCHER Viktor	FC København (DEN)	30	0	0	20
20	POULSEN Yussuf Yurary	RB Leipzig (GER)	269	1	0	31	
21	CORNELIUS Andreas	Atalanta Bergamo (ITA)	163	0	0	21	
23	SISTO Pione	Celta Vigo (ESP)	231	0	0	18	

NUM = Squad Number; = Clean Sheet(s); MINS = Minute(s) Played; G = Goal(s); A = Assist(s); CAPS = Appearance as of 16th July 2018.

Goal Location



Shots




Goals Scored (Including Own Goals)

Total Goals
3
..... 2 Open-Play Goals
..... 1 Set-Play Goals

- Corners 0
- Free Kicks 0
- Penalties 0
- Throw-Ins 1

Average Possession





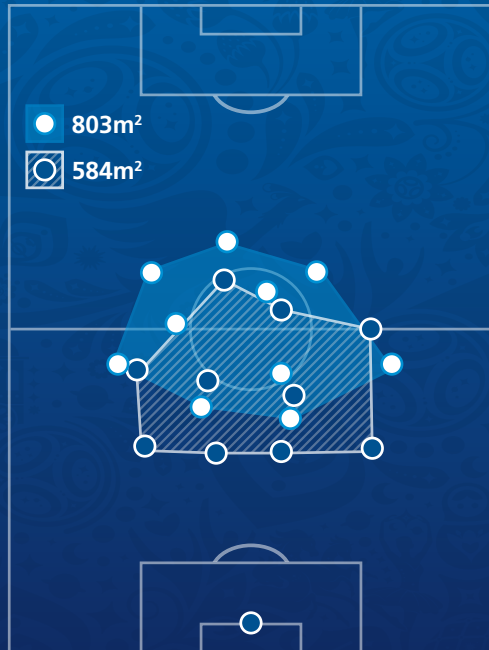
DENMARK / UEFA

Team Shape Data Explanation

Team Positional Insights

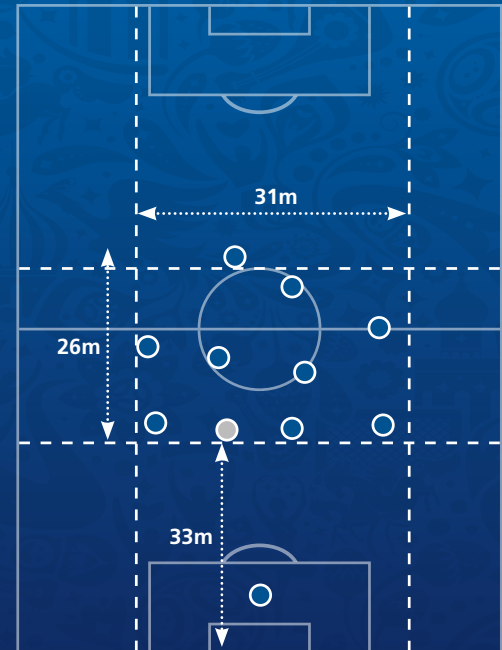
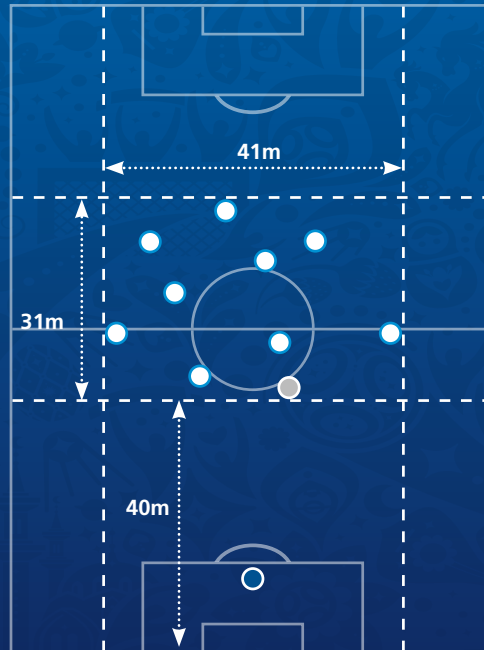
Team Compactness In & Out of Possession

- In Possession
- Out of Possession



Team Width, Team Length & Deepest Defender Line Height

- In Possession
- Out of Possession
- Deepest Defender
- Deepest Defender



(The representation of player positions has been taken from one game. Team compactness, team width, team length & team deepest defender line height represents the team tournament average)

Team Passes and Accuracy



Pass Accuracy
FWC average 82% ▼

397
Total Average
Number of Passes
FWC average
465 ▼

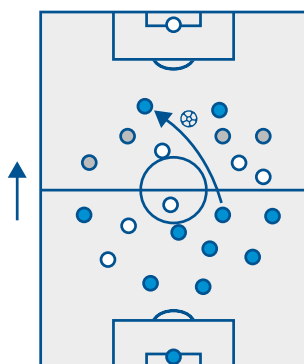
Goalkeeper Passes and Accuracy



Pass Accuracy
FWC average 68% ▼

36
Total Average
Number of Passes
FWC average 28 ▲

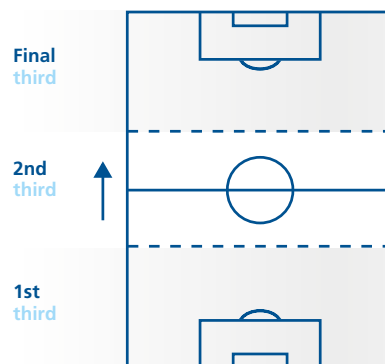
Bypassed Opponents and Defenders



238
Average Bypassed Opponents
FWC average 264 ▼

35
Average Bypassed Defenders
FWC average 33 ▲

Final-Third and Penalty-Area Entries



33
Average Penalty-Area
Entries FWC average 32 ▲

65
Average Final-Third
Entries FWC average 58 ▲

Total Distance Covered



FWC average
104,662 m ▲

Number of Zone 5 (>25km/h) Activities



FWC average
330 ▼

Distance Covered Above 20km/h



FWC average
7,554 m ▼

Distance Covered Above 25km/h



FWC average
2,026 m ▼



EGYPT / CAF

Previous FIFA World Cup™ Performance
1990 FIFA World Cup™ - Group Stage

2018 FIFA World Cup™
Click On Match To See Highlights

- GROUP STAGE
 - 15 June
Egypt 0-1 Uruguay
 - 19 June
Russia 3-1 Egypt
 - 25 June
Saudi Arabia 2-1 Egypt
- ROUND OF 16
- QUARTER-FINAL
- SEMI-FINAL
- FINAL



Head Coach

Héctor Cúper (ARG)


Technical Staff
ELGHAMRAWY Osama (Assistant Coach)
FANTAGUZZI Jose (Assistant Coach)
SHOUDAF Mahmoud (Assistant Coach)
SALEM Ahmed (Goalkeeper Coach)
SARIOGLOU Antonios (Physical Trainer)
KIELY John (Physical Trainer)

2018 FIFA World Cup™ Squad

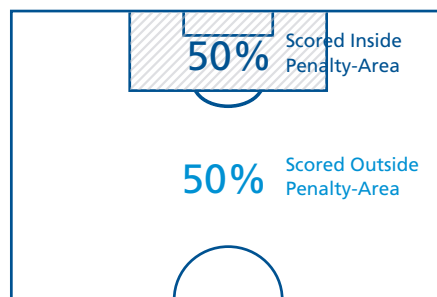
	NUM	NAME	CLUB (COUNTRY)	MINS	G	A	CAPS
GOALKEEPERS	1	ESSAM ELHADARY (C)	Al Taawoun FC (KSA)	90	0	0	159
	16	SHERIF EKRAMY	Al Ahly SC (EGY)	0	0	0	23
	23	MOHAMED ELSHENAWY	Al Ahly SC (EGY)	180	0	0	5
DEFENDERS	2	ALI GABR	West Bromwich Albion FC (ENG)	270	0	0	25
	3	AHMED ELMOHAMADY	Aston Villa FC (ENG)	0	0	0	84
	6	AHMED HEGAZY	West Bromwich Albion FC (ENG)	270	0	0	48
	7	AHMED FATHI (C)	Al Ahly SC (EGY)	270	0	0	131
	12	AYMAN ASHRAF	Al Ahly SC (EGY)	0	0	0	3
	13	MOHAMED ABDELSHAFY	Al Fateh FC (KSA)	270	0	0	55
	15	MAHMOUD HAMDY	Zamalek (EGY)	0	0	0	1
MIDFIELDERS	20	SAMIR SAAD	Al Ahly SC (EGY)	0	0	0	11
	4	OMAR GABER	Los Angeles FC (USA)	0	0	0	24
	5	SAM MORSY	Wigan Athletic FC (ENG)	40	0	0	6
	8	TAREK HAMED	Zamalek (EGY)	230	0	0	26
	17	MOHAMED ELNENY	Arsenal FC (ENG)	244	0	0	64
FORWARDS	19	ABDALLA SAID	Kuopion PS (FIN)	225	0	1	41
	21	TREZIGUET	Kasimpasa SK (TUR)	239	0	0	29
	9	MARWAN MOHSEN	Al Ahly SC (EGY)	209	0	0	25
	10	MOHAMED SALAH	Liverpool FC (ENG)	180	2	0	58
	11	KAHRABA	Al Ittihad FC (KSA)	44	0	0	25
	14	RAMADAN SOBHY	Stoke City FC (ENG)	56	0	0	28
18	SHIKABALA	Al Raed SC (KSA)	0	0	0	32	
22	AMR WARDA	Atromitos FC (GRE)	153	0	0	20	

NUM = Squad Number; = Clean Sheet(s); MINS = Minute(s) Played; G = Goal(s); A = Assist(s); CAPS = Appearance as of 16th July 2018.

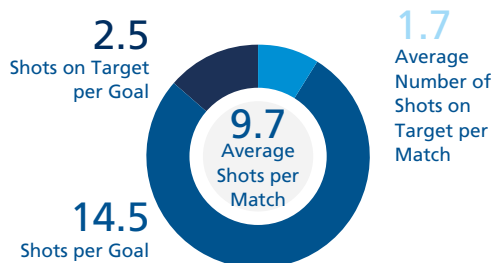
Average Possession



Goal Location



Shots



Goals Scored (Including Own Goals)

Total Goals	2	1 Open-Play Goals	Corners	0
		1 Set-Play Goals	Free Kicks	0
			Penalties	1
			Throw-Ins	0



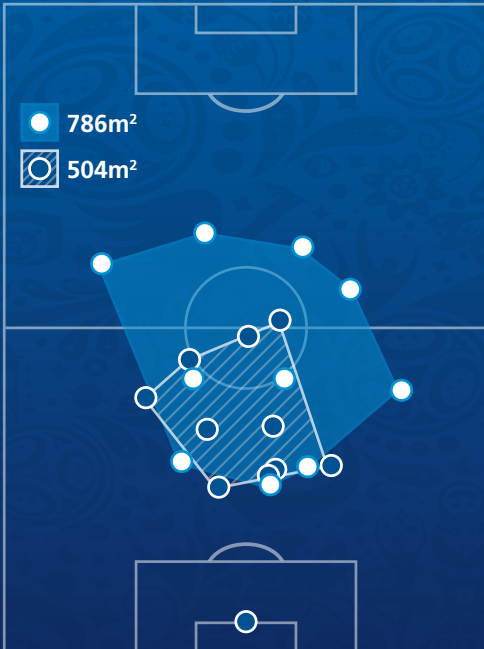
EGYPT / CAF

Team Shape Data Explanation

Team Positional Insights

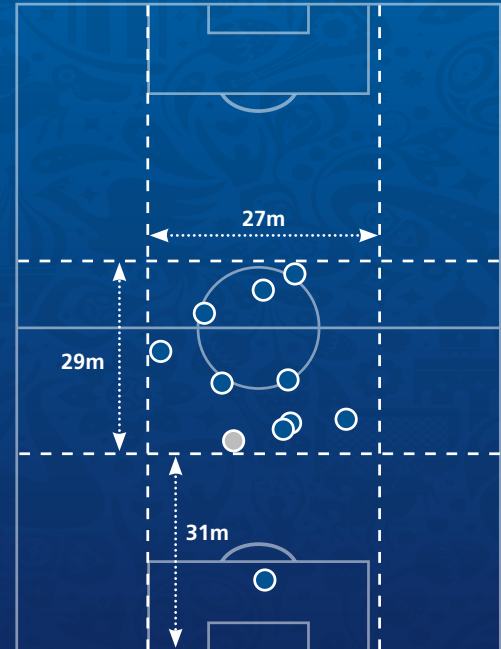
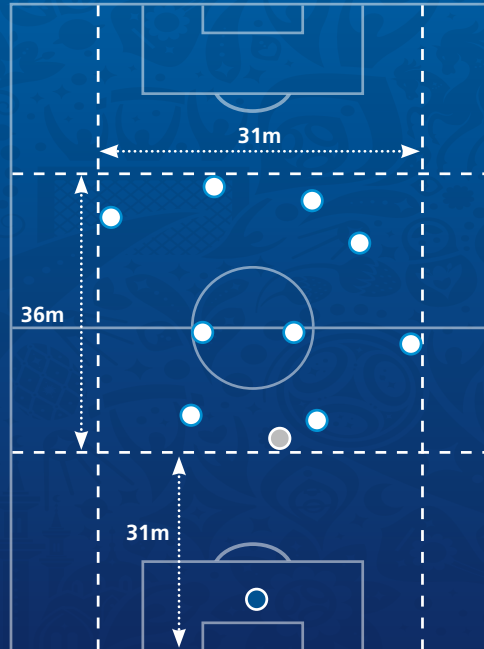
Team Compactness In & Out of Possession

- In Possession
- Out of Possession



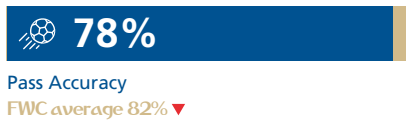
Team Width, Team Length & Deepest Defender Line Height

- In Possession
- Out of Possession
- Deepest Defender
- Deepest Defender



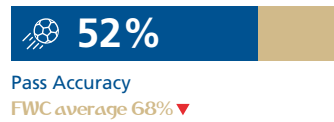
(The representation of player positions has been taken from one game. Team compactness, team width, team length & team deepest defender line height represents the team tournament average)

Team Passes and Accuracy



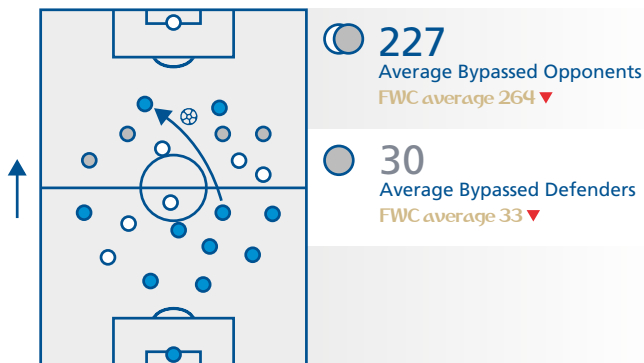
448
Total Average
Number of Passes
FWC average
465 ▼

Goalkeeper Passes and Accuracy




26
Total Average
Number of Passes
FWC average 28 ▼

Bypassed Opponents and Defenders



Final-Third and Penalty-Area Entries



Total Distance Covered



Number of Zone 5 (>25km/h) Activities



Distance Covered Above 20km/h



Distance Covered Above 25km/h





ENGLAND / UEFA

Previous FIFA World Cup™ Performance
2014 FIFA World Cup™ - Group Stage

2018 FIFA World Cup™
Click On Match To See Highlights

GROUP STAGE

- 18 June Tunisia 1-2 England
- 24 June England 6-1 Panama
- 28 June England 0-1 Belgium

ROUND OF 16

- 3 July Colombia 1-1 England (AET)
- England win on penalties (3-4)

QUARTER-FINAL

- 7 July Sweden 0-2 England

SEMI-FINAL

- 11 July Croatia 2-1 England (AET)

MATCH FOR 3RD PLACE

- 14 July Belgium 2-0 England



Head Coach



Gareth Southgate (ENG)

Technical Staff

- BOOTHROYD Aidy (Assistant Coach)
- HOLLAND Steve (Assistant Coach)
- RUSSELL Allan (Assistant Coach)
- MARGETSON Martyn (Goalkeeper Coach)
- ROSENBLATT Ben (Physical Trainer)
- CAVANAGH Bryson (Physical Trainer)
- NAYLOR Michael (Physical Trainer)

2018 FIFA World Cup™ Squad

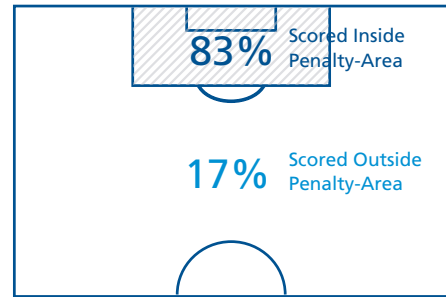
	NUM	NAME	CLUB (COUNTRY)	MINS	G	A	CAPS
GOALKEEPERS	1	PICKFORD Jordan	Everton FC (ENG)	690	0	0	10
	13	BUTLAND Jack	Stoke City FC (ENG)	0	0	0	8
	23	POPE Nick	Burnley FC (ENG)	0	0	0	1
DEFENDERS	2	WALKER Kyle	Manchester City FC (ENG)	495	0	0	40
	3	ROSE Danny	Tottenham Hotspur FC (ENG)	203	0	0	23
	5	STONES John	Manchester City FC (ENG)	645	2	0	33
	6	MAGUIRE Harry	Leicester City FC (ENG)	645	1	1	12
	12	TRIPPIER Kieran	Tottenham Hotspur FC (ENG)	580	1	1	13
	15	CAHILL Gary	Chelsea FC (ENG)	90	0	0	61
MIDFIELDERS	16	JONES Phil	Manchester United FC (ENG)	180	0	0	27
	17	DELPH Fabian	Manchester City FC (ENG)	220	0	0	15
	18	YOUNG Ashley	Manchester United FC (ENG)	462	0	1	39
	22	ALEXANDER-ARNOLD Trent	Liverpool FC (ENG)	79	0	0	2
	4	DIER Eric (C)	Tottenham Hotspur FC (ENG)	248	0	0	32
FORWARDS	7	LINGARD Jesse	Manchester United FC (ENG)	527	1	1	18
	8	HENDERSON Jordan	Liverpool FC (ENG)	482	0	0	44
	20	ALLI Dele	Tottenham Hotspur FC (ENG)	364	1	0	30
	21	LOFTUS-CHEEK Ruben	Chelsea FC (ENG)	274	0	0	8
	9	KANE Harry (C)	Tottenham Hotspur FC (ENG)	573	6	0	30
	10	STERLING Raheem	Manchester City FC (ENG)	454	0	1	44
11	VARDY Jamie	Leicester City FC (ENG)	157	0	0	26	
14	WELBECK Danny	Arsenal FC (ENG)	11	0	0	40	
19	RASHFORD Marcus	Manchester United FC (ENG)	211	0	0	25	

NUM = Squad Number; = Clean Sheet(s); MINS = Minute(s) Played; G = Goal(s); A = Assist(s); CAPS = Appearance as of 16th July 2018.

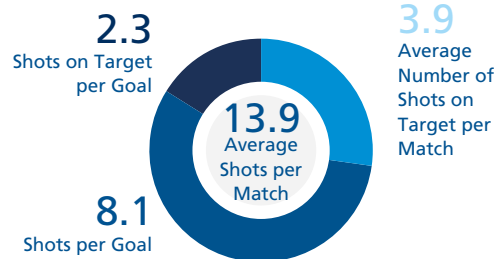
Average Possession

53%

Goal Location



Shots



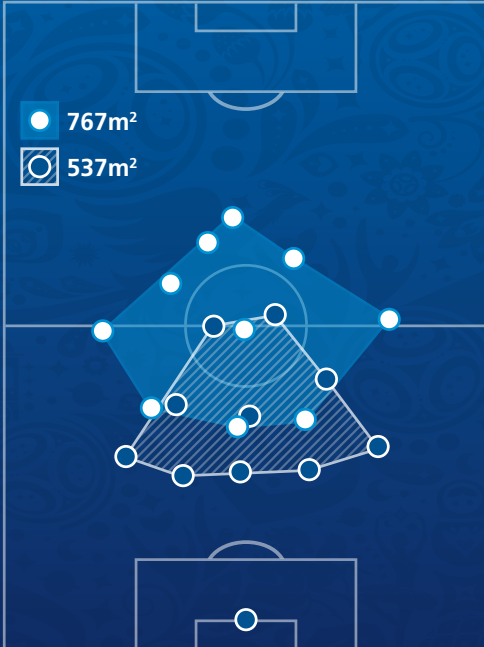
Goals Scored (Including Own Goals)





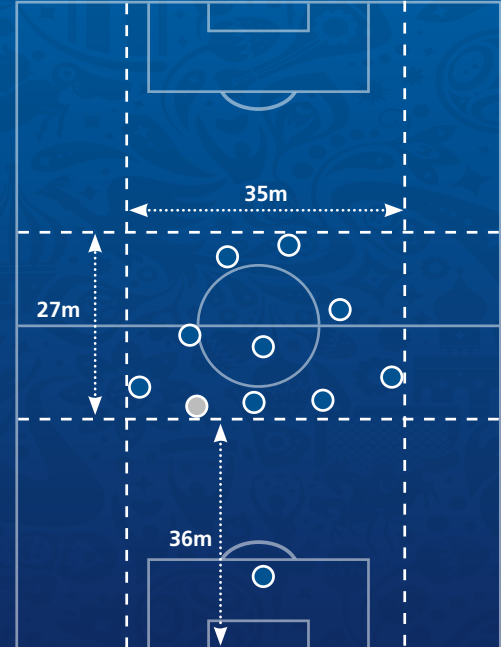
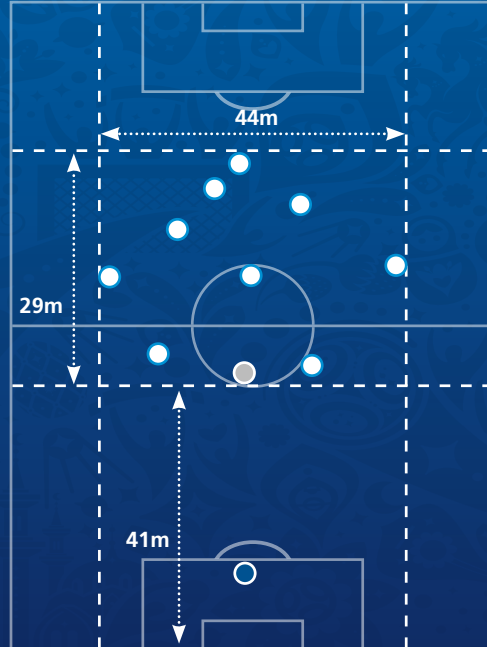
Team Compactness In & Out of Possession

- In Possession
- Out of Possession



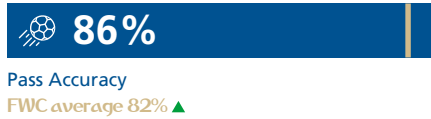
Team Width, Team Length & Deepest Defender Line Height

- In Possession
- Out of Possession
- Deepest Defender
- Deepest Defender



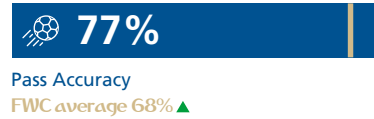
(The representation of player positions has been taken from one game. Team compactness, team width, team length & team deepest defender line height represents the team tournament average)

Team Passes and Accuracy



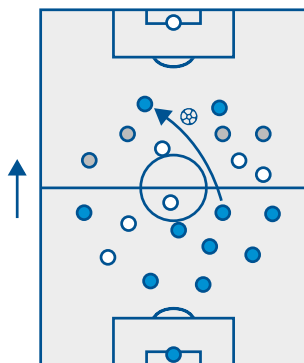
519
Total Average
Number of Passes
FWC average
465 ▲

Goalkeeper Passes and Accuracy



34
Total Average
Number of Passes
FWC average 28 ▲

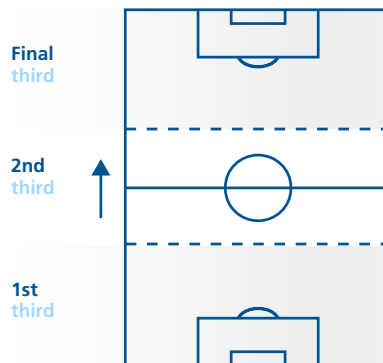
Bypassed Opponents and Defenders



281
Average Bypassed Opponents
FWC average 264 ▲

33
Average Bypassed Defenders
FWC average 33 ➡

Final-Third and Penalty-Area Entries



39
Average Penalty-Area
Entries FWC average 32 ▲

67
Average Final-Third
Entries FWC average 58 ▲

Total Distance Covered



FWC average
104,662 m ▲

Number of Zone 5 (>25km/h) Activities



FWC average
330 ▲

Distance Covered Above 20km/h



FWC average
7,554 m ▲

Distance Covered Above 25km/h



FWC average
2,026 m ▲



FRANCE / UEFA

Previous FIFA World Cup™ Performance
2014 FIFA World Cup™ - Quarter-Finals

2018 FIFA World Cup™
Click On Match To See Highlights

- GROUP STAGE
 - 16 June France 2-1 Australia
 - 21 June France 1-0 Peru
 - 26 June Denmark 0-0 France
- ROUND OF 16
 - 30 June France 4-3 Argentina
- QUARTER-FINAL
 - 6 July Uruguay 0-2 France
- SEMI-FINAL
 - 10 July France 1-0 Belgium
- FINAL
 - 15 July France 4-2 Croatia



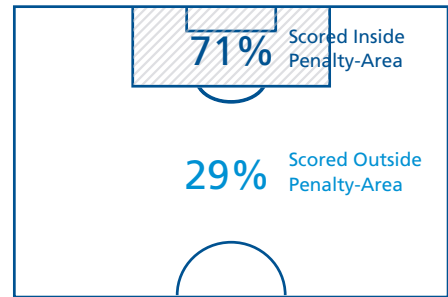
Didier Deschamps (FRA)
Technical Staff
STEPHAN Guy (Assistant Coach)
RAVIOT Franck (Goalkeeper Coach)
DUPONT Gregory (Physical Trainer)

2018 FIFA World Cup™ Squad

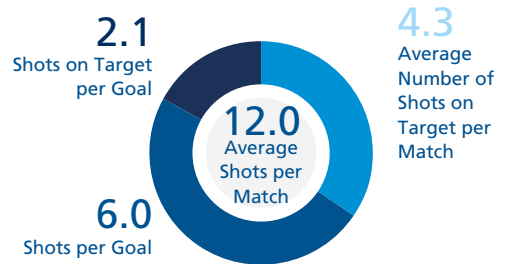
	NUM	NAME	CLUB (COUNTRY)	MINS	G	A	CAPS
GOALKEEPERS	1	LLORIS Hugo (C)	Tottenham Hotspur FC (ENG)	540	0	0	104
	16	MANDANDA Steve	Olympique Marseille (FRA)	90	0	0	28
	23	AREOLA Alphonse	Paris Saint-Germain FC (FRA)	0	0	0	0
DEFENDERS	2	PAVARD Benjamin	VfB Stuttgart (GER)	540	1	0	12
	3	KIMPEMBE Presnel	Paris Saint-Germain FC (FRA)	90	0	0	3
	4	VARANE Raphael (C)	Real Madrid CF (ESP)	630	1	0	49
	5	UMTITI Samuel	FC Barcelona (ESP)	540	1	0	25
	17	RAMI Adil	Olympique Marseille (FRA)	0	0	0	35
MIDFIELDERS	19	SIDIBE Djibril	AS Monaco (FRA)	90	0	0	18
	21	HERNANDEZ Lucas	Atletico Madrid (ESP)	590	0	2	12
	22	MENDY Benjamin	Manchester City FC (ENG)	40	0	0	8
	6	POGBA Paul	Manchester United FC (ENG)	539	1	0	60
	12	TOLISSO Corentin	FC Bayern München (GER)	194	0	1	14
FORWARDS	13	KANTE Ngolo	Chelsea FC (ENG)	595	0	0	31
	14	MATUIDI Blaise	Juventus FC (ITA)	336	0	0	72
	15	NZONZI Steven	Sevilla FC (ESP)	141	0	0	9
	7	GRIEZMANN Antoine	Atletico Madrid (ESP)	570	4	2	61
	8	LEMAR Thomas	AS Monaco (FRA)	90	0	0	13
	9	GIROUD Olivier	Chelsea FC (ENG)	546	0	1	81
	10	MBAPPE Kylian	Paris Saint-Germain FC (FRA)	534	4	0	22
	11	DEMBELE Ousmane	FC Barcelona (ESP)	165	0	0	16
18	FEKIR Nabil	Olympique Lyon (FRA)	69	0	0	18	
20	THAUVIN Florian	Olympique Marseille (FRA)	1	0	0	5	

NUM = Squad Number; = Clean Sheet(s); MINS = Minute(s) Played; G = Goal(s); A = Assist(s); CAPS = Appearance as of 16th July 2018.

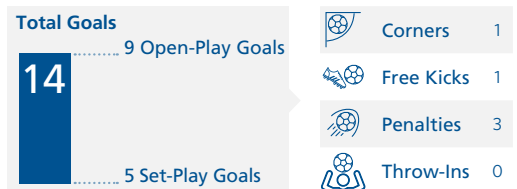
Goal Location



Shots



Goals Scored (Including Own Goals)



Average Possession





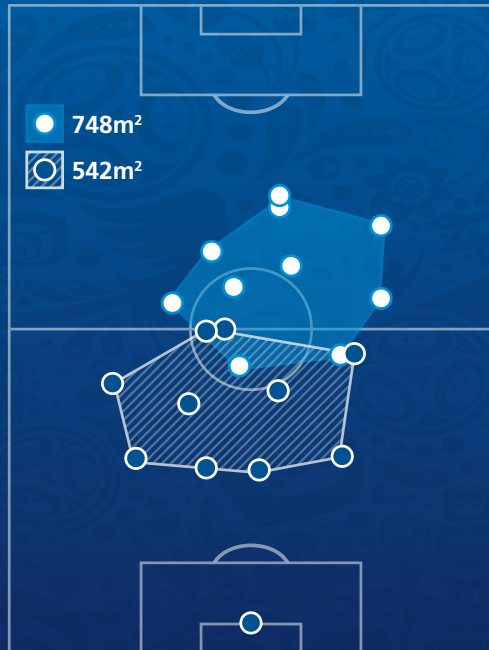
FRANCE / UEFA

Team Shape Data Explanation

Team Positional Insights

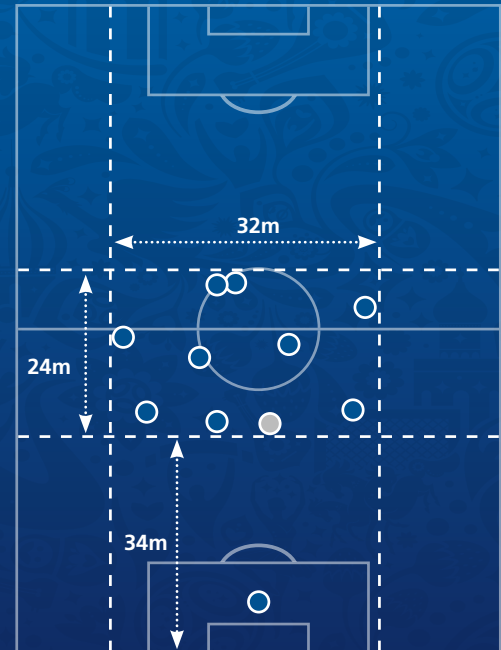
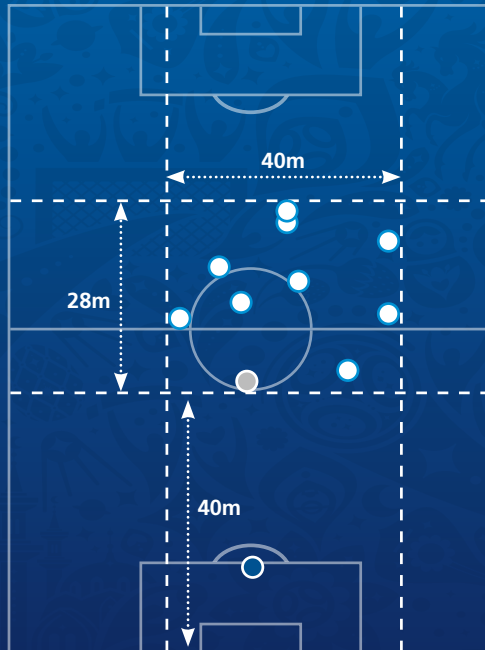
Team Compactness In & Out of Possession

- In Possession
- Out of Possession



Team Width, Team Length & Deepest Defender Line Height

- In Possession
- Out of Possession
- Deepest Defender
- Deepest Defender



(The representation of player positions has been taken from one game. Team compactness, team width, team length & team deepest defender line height represents the team tournament average)

Team Passes and Accuracy



Pass Accuracy
FWC average 82% ▲

460
Total Average
Number of Passes
FWC average
465 ▼

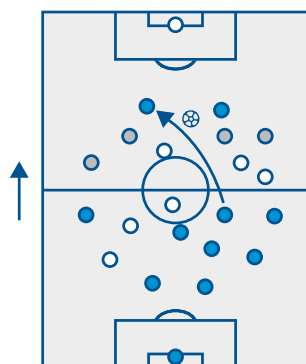
Goalkeeper Passes and Accuracy



Pass Accuracy
FWC average 68% —

26
Total Average
Number of Passes
FWC average 28 ▼

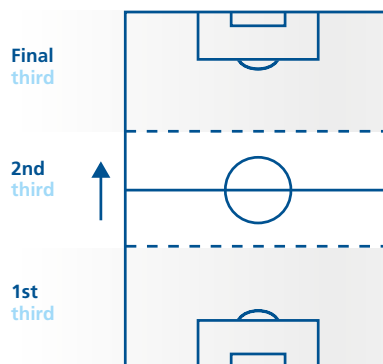
Bypassed Opponents and Defenders



263
Average Bypassed Opponents
FWC average 264 ▼

33
Average Bypassed Defenders
FWC average 33 —

Final-Third and Penalty-Area Entries



29
Average Penalty-Area
Entries FWC average 32 ▼

56
Average Final-Third
Entries FWC average 58 ▼

Total Distance Covered



FWC average
104,662 m ▼

Number of Zone 5 (>25km/h) Activities



FWC average
330 ▼

Distance Covered Above 20km/h



FWC average
7,554 m ▼

Distance Covered Above 25km/h



FWC average
2,026 m ▼



GERMANY / UEFA

Previous FIFA World Cup™ Performance
2014 FIFA World Cup™ - Champions

2018 FIFA World Cup™
Click On Match To See Highlights

GROUP STAGE
17 June
Germany 0-1 Mexico
23 June
Germany 2-1 Sweden
27 June
Korea Republic 2-0 Germany

ROUND OF 16
-

QUARTER-FINAL
-

SEMI-FINAL
-

FINAL
-



Head Coach



Joachim Löw (GER)

Technical Staff

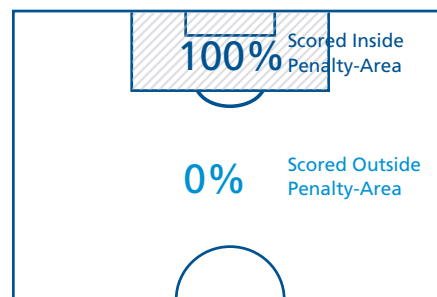
- SCHNEIDER Thomas (Assistant Coach)
- SORG Marcus (Assistant Coach)
- KOEPKE Andreas (Goalkeeper Coach)
- BROOME Oliver (Physical Trainer)
- DIETRICH Nicklas (Physical Trainer)
- FORSYTHE Shad (Physical Trainer)
- NORMAN Darcy (Physical Trainer)

2018 FIFA World Cup™ Squad

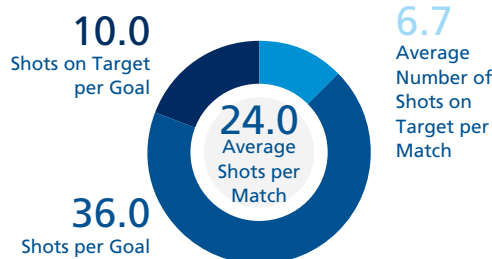
	NUM	NAME	CLUB (COUNTRY)	MINS	G	A	CAPS
GOALKEEPERS	1	NEUER Manuel (C)	FC Bayern München (GER)	270	0	0	79
	12	TRAPP Kevin	Paris Saint-Germain FC (FRA)	0	0	0	3
	22	TER STEGEN Marc-Andre	FC Barcelona (ESP)	0	0	0	20
DEFENDERS	2	PLATTENHARDT Marvin	Hertha BSC (GER)	79	0	0	7
	3	HECTOR Jonas	1. FC Köln (GER)	165	0	0	40
	4	GINTER Matthias	VfL Borussia Mönchengladbach (GER)	0	0	0	18
	5	HUMMELS Mats	FC Bayern München (GER)	180	0	0	66
	15	SUELE Niklas	FC Bayern München (GER)	90	0	0	12
	16	RUEDIGER Antonio	Chelsea FC (ENG)	90	0	0	25
MIDFIELDERS	17	BOATENG Jerome	FC Bayern München (GER)	172	0	0	73
	18	KIMMICH Joshua	FC Bayern München (GER)	270	0	0	32
	6	KHEDIRA Sami	Juventus FC (ITA)	118	0	0	77
	7	DRAXLER Julian	Paris Saint-Germain FC (FRA)	135	0	0	46
	8	KROOS Toni	Real Madrid CF (ESP)	270	1	0	86
	10	OEZIL Mesut	Arsenal FC (ENG)	180	0	0	92
FORWARDS	13	MUELLER Thomas	FC Bayern München (GER)	207	0	0	94
	14	GORETZKA Leon	FC Schalke 04 (GER)	63	0	0	16
	19	RUDY Sebastian	FC Bayern München (GER)	31	0	0	26
	20	BRANDT Julian	Bayer 04 Leverkusen (GER)	19	0	0	19
	21	GUENDOGAN Ilkay	Manchester City FC (ENG)	59	0	0	27
	9	WERNER Timo	RB Leipzig (GER)	266	0	0	17
11	REUS Marco	Borussia Dortmund (GER)	210	1	1	34	
23	GOMEZ Mario	VfB Stuttgart (GER)	88	0	1	78	

NUM = Squad Number; = Clean Sheet(s); MINS = Minute(s) Played; G = Goal(s); A = Assist(s); CAPS = Appearance as of 16th July 2018.

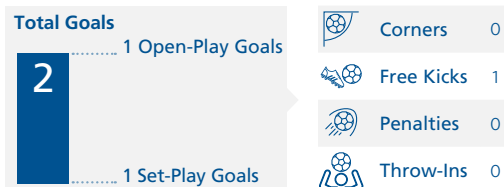
Goal Location



Shots



Goals Scored (Including Own Goals)



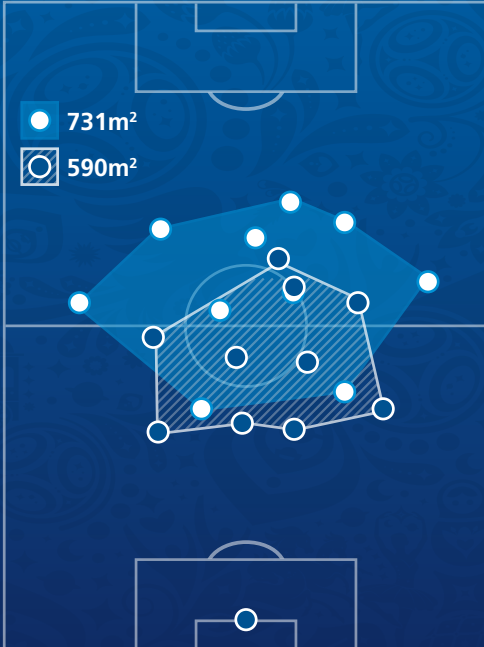
Average Possession

67%



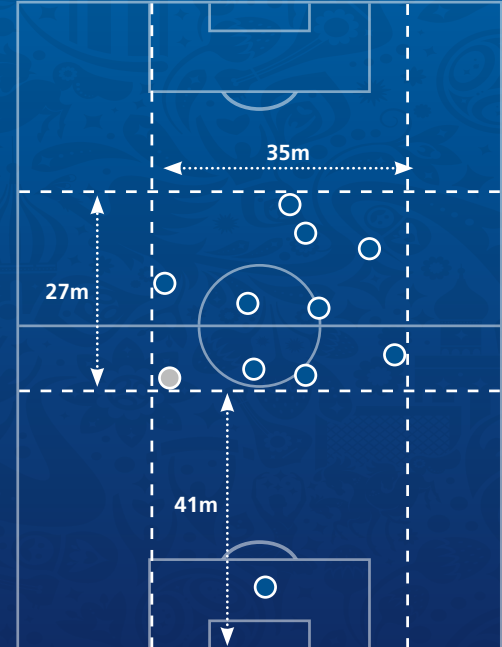
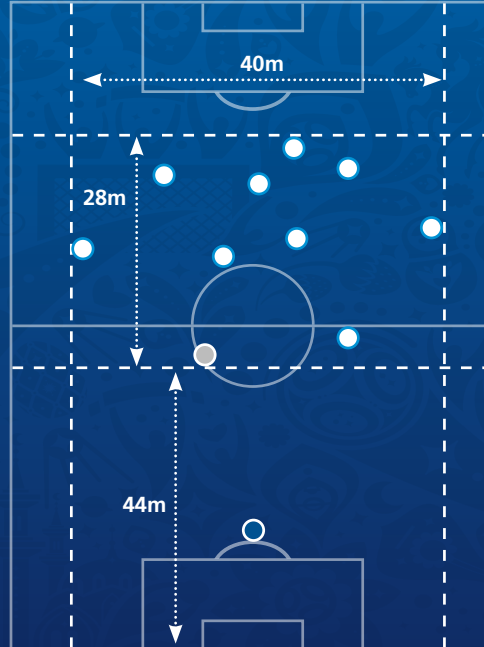
Team Compactness In & Out of Possession

- In Possession
- Out of Possession



Team Width, Team Length & Deepest Defender Line Height

- In Possession
- Out of Possession
- Deepest Defender
- Deepest Defender



(The representation of player positions has been taken from one game. Team compactness, team width, team length & team deepest defender line height represents the team tournament average)

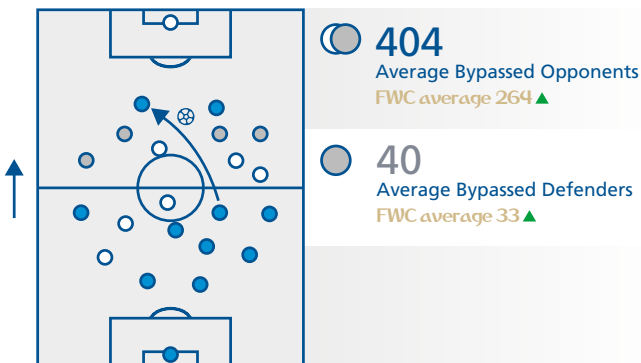
Team Passes and Accuracy




Goalkeeper Passes and Accuracy



Bypassed Opponents and Defenders



Final-Third and Penalty-Area Entries



Total Distance Covered



Number of Zone 5 (>25km/h) Activities



Distance Covered Above 20km/h



Distance Covered Above 25km/h





ICELAND / UEFA

Previous FIFA World Cup™ Performance
First FIFA World Cup™ Appearance

2018 FIFA World Cup™
Click On Match To See Highlights




Head Coach

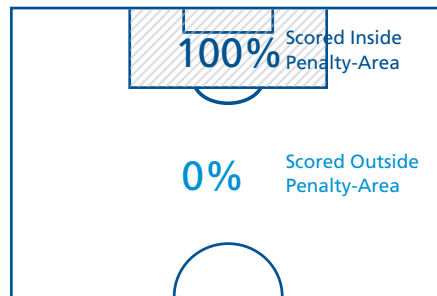
Technical Staff
KOLVIDSSON Helgi (Assistant Coach)
HREIDARSSON Gumundur (Goalkeeper Coach)
BOXLEITNER Sebastian (Physical Trainer)

2018 FIFA World Cup™ Squad

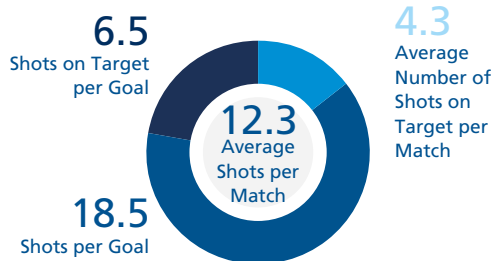
	NUM	NAME	CLUB (COUNTRY)	MINS	G	A	CAPS
GOALKEEPERS	1	HALLDORSSON Hannes	Randers FC (DEN)	270	0	0	52
	12	SCHRAM Frederik	Roskilde BK (DEN)	0	0	0	4
	13	RUNARSSON Runar	FC Nordsjaelland (DEN)	0	0	0	3
DEFENDERS	2	SAEVARSSON Birkir	Valur Reykjavik (ISL)	270	0	0	82
	5	INGASON Sverrir	FC Rostov (RUS)	115	0	0	22
	6	SIGURDSSON Ragnar	FC Rostov (RUS)	225	0	0	80
	14	ARNASON Kari	Aberdeen FC (SCO)	180	0	0	69
	15	EYJOLFSSON Holmar	Levski Sofia (BUL)	0	0	0	10
MIDFIELDERS	18	MAGNUSON Hordur	Bristol City FC (ENG)	270	0	0	19
	23	SKULASON Ari	KSC Lokeren (BEL)	17	0	0	58
	3	FRIDJONSSON Samuel	Valerenga IF (NOR)	0	0	0	4
	4	GUDMUNDSSON Albert	PSV Eindhoven (NED)	5	0	0	6
	7	GUDMUNDSSON Johann	Burnley FC (ENG)	153	0	0	69
	8	BJARNASON Birkir	Aston Villa FC (ENG)	269	0	0	70
	10	SIGURDSSON Gylfi	Everton FC (ENG)	270	1	0	60
FORWARDS	16	SKULASON Olafur	Karabukspor (TUR)	0	0	0	36
	17	GUNNARSSON Aron (C)	Cardiff City FC (WAL)	253	0	0	80
	19	GISLASON Rurik	SV Sandhausen (GER)	117	0	0	49
	20	HALLFREDSSON Emil	Udinese Calcio (ITA)	180	0	0	66
	21	TRAUSTASON Arnor	Malmö FF (SWE)	1	0	0	20
	22	BODVARSSON Jon	Reading FC (ENG)	71	0	0	39

NUM = Squad Number; = Clean Sheet(s); MINS = Minute(s) Played; G = Goal(s); A = Assist(s); CAPS = Appearance as of 16th July 2018.

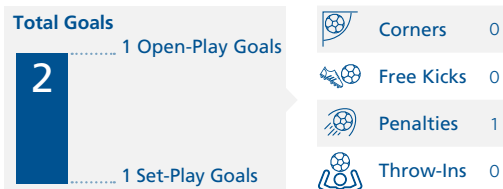
Goal Location



Shots



Goals Scored (Including Own Goals)



Average Possession





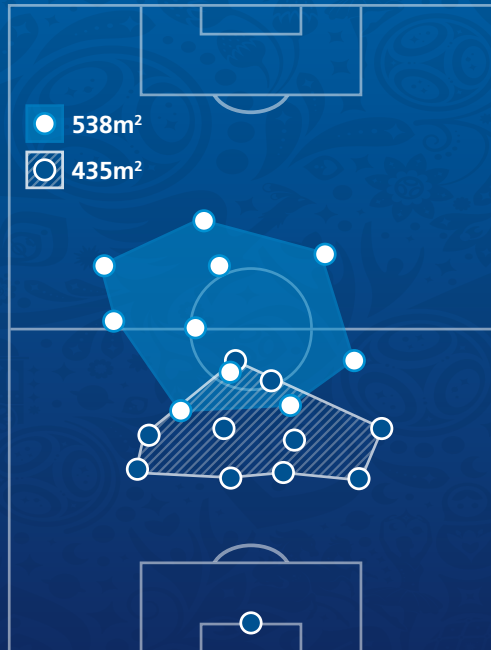
ICELAND / UEFA

Team Shape Data Explanation

Team Positional Insights

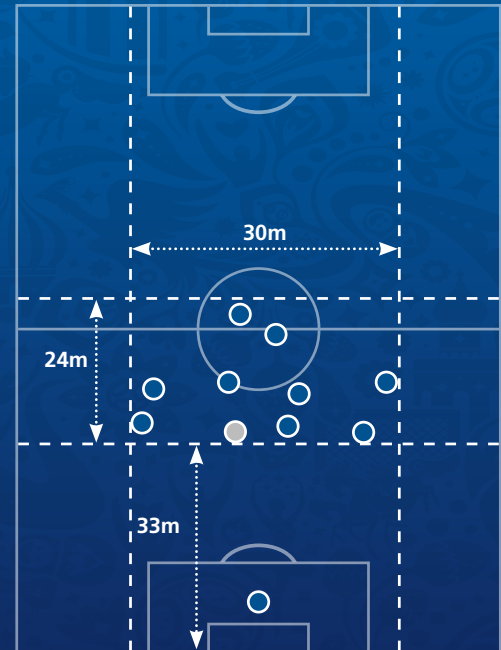
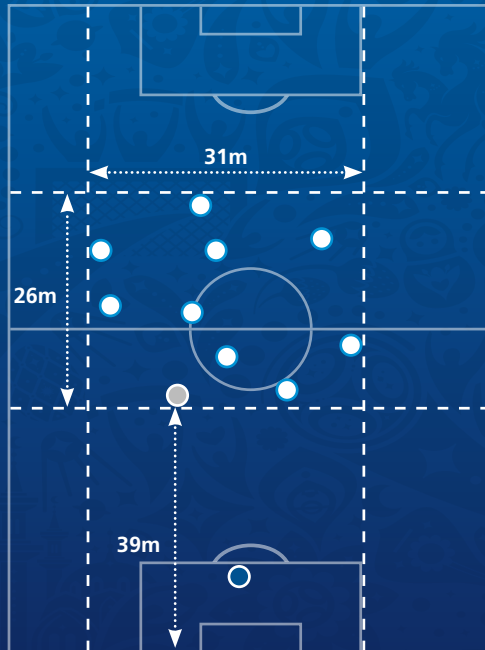
Team Compactness In & Out of Possession

- In Possession
- Out of Possession



Team Width, Team Length & Deepest Defender Line Height

- In Possession
- Out of Possession
- Deepest Defender
- Deepest Defender



(The representation of player positions has been taken from one game. Team compactness, team width, team length & team deepest defender line height represents the team tournament average)

Team Passes and Accuracy



Pass Accuracy
FWC average 82% ▼

292
Total Average
Number of Passes
FWC average
465 ▼

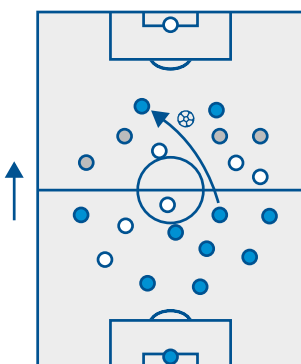
Goalkeeper Passes and Accuracy



Pass Accuracy
FWC average 68% ▼

29
Total Average
Number of Passes
FWC average 28 ▲

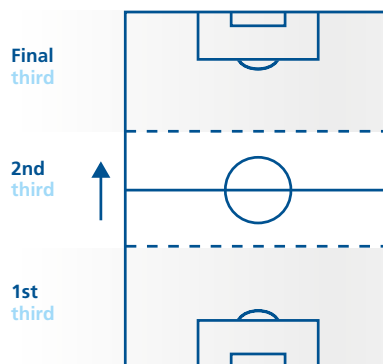
Bypassed Opponents and Defenders



201
Average Bypassed Opponents
FWC average 264 ▼

28
Average Bypassed Defenders
FWC average 33 ▼

Final-Third and Penalty-Area Entries



Final third
32
Average Penalty-Area
Entries FWC average 32 ➡

2nd third
55
Average Final-Third
Entries FWC average 58 ▼

Total Distance Covered



FWC average
104,662 m ▲

Number of Zone 5 (>25km/h) Activities



FWC average
330 ▼

Distance Covered Above 20km/h



FWC average
7,554 m ▼

Distance Covered Above 25km/h



FWC average
2,026 m ▼



IR IRAN / AFC

Previous FIFA World Cup™ Performance
2014 FIFA World Cup™ - Group Stage

2018 FIFA World Cup™
Click On Match To See Highlights

- GROUP STAGE
 - 15 June Morocco 0-1 IR Iran
 - 20 June IR Iran 0-1 Spain
 - 25 June IR Iran 1-1 Portugal
- ROUND OF 16
- QUARTER-FINAL
- SEMI-FINAL
- FINAL



Head Coach



Carlos Queiroz (POR)

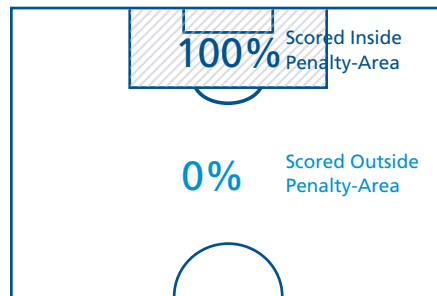
- Technical Staff**
- AGHAJANIAN Markar (Assistant Coach)
 - CRUZ Oceano (Assistant Coach)
 - MIGUENS Rodolfo (Assistant Coach)
 - LOPES Alexandre (Goalkeeper Coach)
 - KUJALA Mikko (Physical Trainer)
 - MacDIARMADA Mic (Physical Trainer)

2018 FIFA World Cup™ Squad

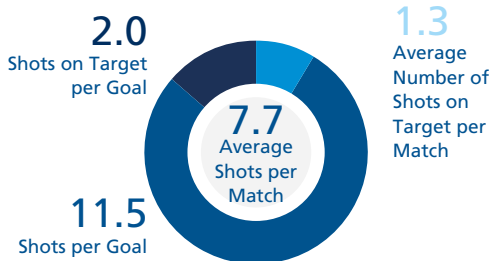
	NUM	NAME	CLUB (COUNTRY)	MINS	G	A	CAPS
GOALKEEPERS	1	BEIRANVAND Ali	Persepolis FC (IRN)	270	0	0	25
	12	MAZAHERI Rashid	Zob Ahan Isfahan FC (IRN)	0	0	0	3
	22	ABEDZADEH Amir	CS Maritimo (POR)	0	0	0	1
DEFENDERS	3	HAJI SAFI Ehsan (C)	Olympiacos Piraeus FC (GRE)	215	0	0	97
	4	CHESHMI Roozbeh	Esteghlal Tehran FC (IRN)	90	0	0	10
	5	MOHAMMADI Milad	FC Akhmat Grozny (RUS)	55	0	0	21
	8	POURALIGANJI Morteza	Al Sadd SC (QAT)	270	0	0	30
	13	KHANZADEH Mohammad Reza	Padideh FC (IRN)	0	0	0	8
MIDFIELDERS	15	MONTAZERI Pejman	Esteghlal Tehran FC (IRN)	0	0	0	46
	19	HOSSEINI Majid	Esteghlal Tehran FC (IRN)	189	0	0	4
	23	REZAEIAN Ramin	KV Oostende (BEL)	270	0	0	29
	2	TORABI Mahdi	Saipa Alborz FC (IRN)	0	0	0	16
	6	EZATOLAHI Saeid	FK Amkar Perm (RUS)	166	0	0	27
FORWARDS	7	SHOJAEI Masoud (C)	AEK Athens (GRE)	68	0	0	75
	9	EBRAHIMI Omid	Esteghlal Tehran FC (IRN)	261	0	0	32
	11	AMIRI Vahid	Persepolis FC (IRN)	266	0	0	39
	10	ANSARIFARD Karim	Olympiacos Piraeus FC (GRE)	178	1	0	67
	14	GHODDOS Saman	IFK Östersund FK (SWE)	29	0	0	11
	16	GHOCHANNEJHAD Reza	SC Heerenveen (NED)	0	0	0	43
	17	TAREMI Mehdi	Al Gharafa SC (QAT)	202	0	0	29
	18	JAHANBAKHS Alireza	AZ Alkmaar (NED)	171	0	0	41
	20	AZMOUN Sardar	FC Rubin Kazan (RUS)	270	0	0	35
21	DEJAGAH Ashkan	Nottingham Forest FC (ENG)	0	0	0	46	

NUM = Squad Number; = Clean Sheet(s); MINS = Minute(s) Played; G = Goal(s); A = Assist(s); CAPS = Appearance as of 16th July 2018.

Goal Location




Shots



Goals Scored (Including Own Goals)

Total Goals	2	1 Open-Play Goals	Corners	0
		1 Set-Play Goals	Free Kicks	0
			Penalties	1
			Throw-Ins	0

Average Possession





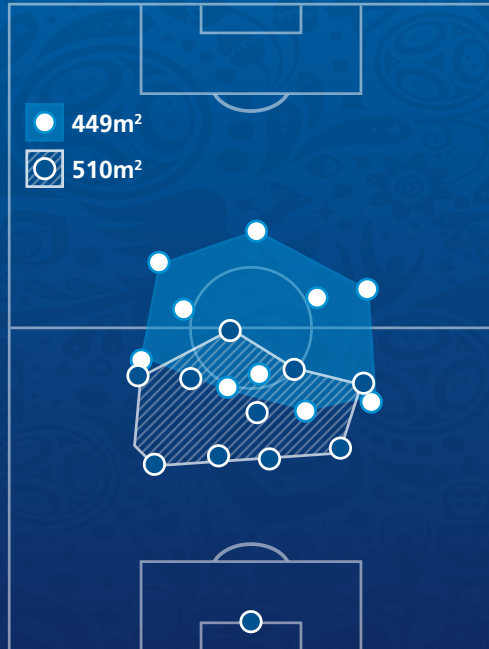
IR IRAN / AFC

Team Shape Data Explanation

Team Positional Insights

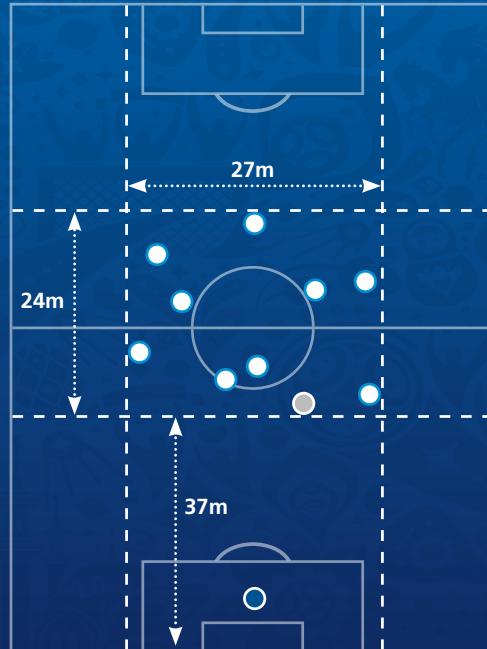
Team Compactness In & Out of Possession

- In Possession
- Out of Possession

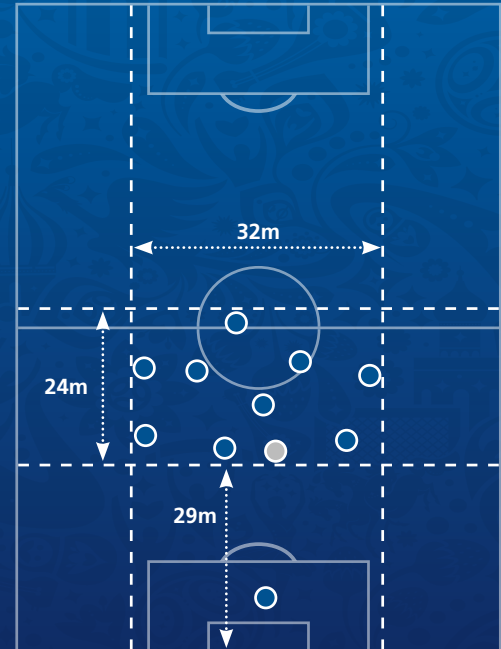


Team Width, Team Length & Deepest Defender Line Height

- In Possession
- Out of Possession
- Deepest Defender

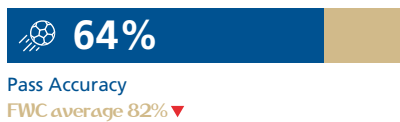


- Out of Possession
- Deepest Defender



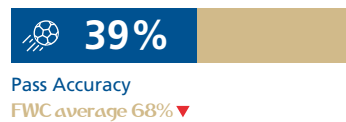
(The representation of player positions has been taken from one game. Team compactness, team width, team length & team deepest defender line height represents the team tournament average)

Team Passes and Accuracy



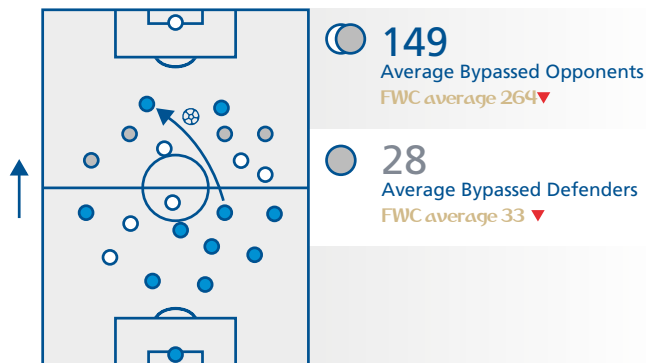
244
Total Average Number of Passes
FWC average 465 ▼

Goalkeeper Passes and Accuracy

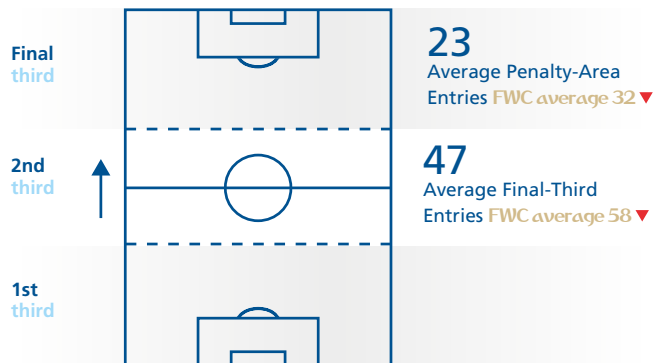


23
Total Average Number of Passes
FWC average 28 ▼

Bypassed Opponents and Defenders



Final-Third and Penalty-Area Entries



Total Distance Covered



Number of Zone 5 (>25km/h) Activities



Distance Covered Above 20km/h



Distance Covered Above 25km/h





JAPAN / AFC

Previous FIFA World Cup™ Performance
2014 FIFA World Cup™ - Group Stage

2018 FIFA World Cup™
Click On Match To See Highlights

- GROUP STAGE
 - 19 June Colombia 1-2 Japan
 - 24 June Japan 2-2 Senegal
 - 28 June Japan 0-1 Poland
- ROUND OF 16
 - 2 July Belgium 3-2 Japan
- QUARTER-FINAL
- SEMI-FINAL
- FINAL



Head Coach

Akira Nishino (JPN)

- Technical Staff**
- MORIYASU Hajime (Assistant Coach)
 - TEGURAMORI Makoto (Assistant Coach)
 - HAMANO Yukiya (Goalkeeper Coach)
 - SHIMODA Takashi (Goalkeeper Coach)
 - HAYAKAWA Naoki (Physical Trainer)
 - OGAI Tomohiro (Physical Trainer)
 - KIKUSHIMA Ryosuke (Physical Trainer)
 - KUBOTA Takeharu (Physical Trainer)
 - MAEDA Hiroshi (Physical Trainer)
 - IKEUCHI Makoto (Physical Trainer)

2018 FIFA World Cup™ Squad

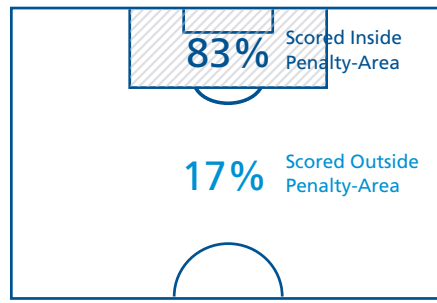
	NUM	NAME	CLUB (COUNTRY)	MINS	G	A	CAPS
GOALKEEPERS	1	KAWASHIMA Eiji (C)	FC Metz (FRA)	360	0	0	88
	12	HIGASHIGUCHI Masaaki	Gamba Osaka (JPN)	0	0	0	5
	23	NAKAMURA Kosuke	Kashiwa Reysol (JPN)	0	0	0	4
DEFENDERS	2	UEDA Naomichi	Kashima Antlers (JPN)	0	0	0	4
	3	SHOJI Gen	Kashima Antlers (JPN)	270	0	0	15
	5	NAGATOMO Yuto	Galatasaray SK (TUR)	360	0	1	109
	6	ENDO Wataru	Urawa Reds (JPN)	0	0	0	12
	19	SAKAI Hiroki	Olympique Marseille (FRA)	360	0	0	47
MIDFIELDERS	20	MAKINO Tomoaki	Urawa Reds (JPN)	90	0	0	33
	21	SAKAI Gotoku	Hamburger SV (GER)	90	0	0	42
	22	YOSHIDA Maya	Southampton FC (ENG)	360	0	0	86
	4	HONDA Keisuke	CF Pachuca (MEX)	47	1	1	98
	7	SHIBASAKI Gaku	Getafe CF (ESP)	341	0	1	22
	8	HARAGUCHI Genki	Fortuna Düsseldorf (GER)	246	1	0	36
	10	KAGAWA Shinji	Borussia Dortmund (GER)	232	1	1	95
FORWARDS	11	USAMI Takashi	Fortuna Düsseldorf (GER)	68	0	0	26
	14	INUI Takashi	SD Eibar (ESP)	292	2	1	31
	16	YAMAGUCHI Hotaru	Cerezo Osaka (JPN)	109	0	0	45
	17	HASEBE Makoto (C)	Eintracht Frankfurt (GER)	278	0	0	114
	18	OHSHIMA Ryota	Kawasaki Frontale (JPN)	0	0	0	5
	9	OKAZAKI Shinji	Leicester City FC (ENG)	67	0	0	116
	13	MUTO Yoshinori	FSV Mainz 05 (GER)	82	0	0	24
	15	OSAKO Yuya	1. FC Köln (GER)	308	1	0	33

NUM = Squad Number; = Clean Sheet(s); MINS = Minute(s) Played; G = Goal(s); A = Assist(s); CAPS = Appearance as of 16th July 2018.

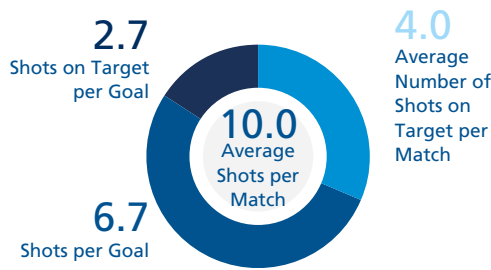
Average Possession



Goal Location



Shots



Goals Scored (Including Own Goals)

Total Goals

6 Goals

- 4 Open-Play Goals
- 2 Set-Play Goals

- Corners 1
- Free Kicks 0
- Penalties 1
- Throw-Ins 0



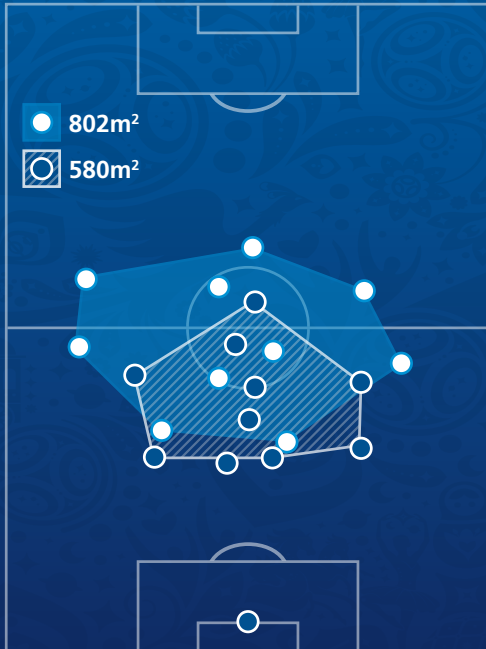
JAPAN / AFC

Team Shape Data Explanation

Team Positional Insights

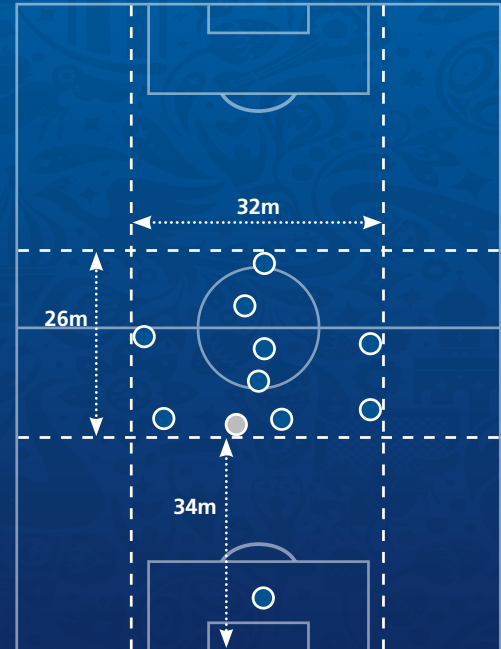
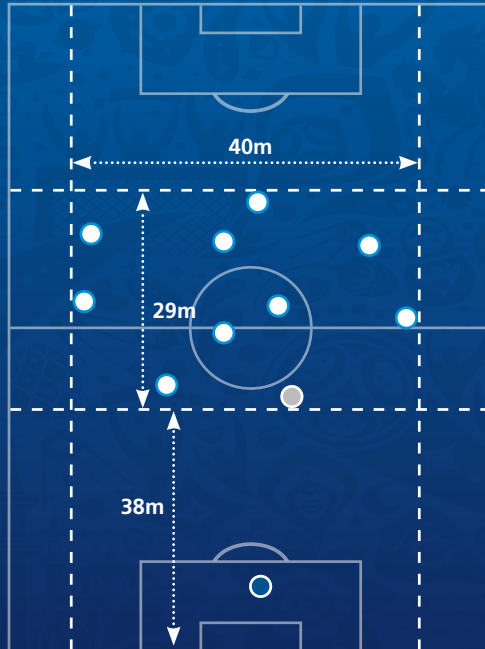
Team Compactness In & Out of Possession

- In Possession
- Out of Possession



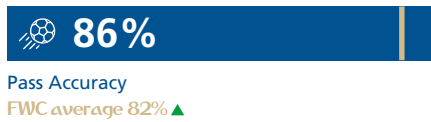
Team Width, Team Length & Deepest Defender Line Height

- In Possession
- Out of Possession
- Deepest Defender
- Deepest Defender



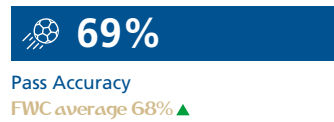
(The representation of player positions has been taken from one game. Team compactness, team width, team length & team deepest defender line height represents the team tournament average)

Team Passes and Accuracy



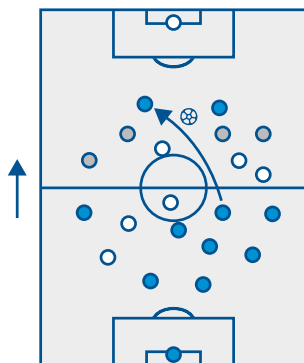
521
Total Average
Number of Passes
FWC average
465 ▲

Goalkeeper Passes and Accuracy



26
Total Average
Number of Passes
FWC average 28 ▼

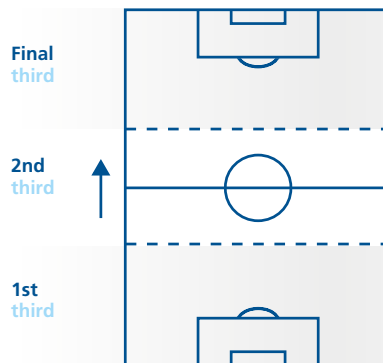
Bypassed Opponents and Defenders



262
Average Bypassed Opponents
FWC average 264 ▼

35
Average Bypassed Defenders
FWC average 33 ▲

Final-Third and Penalty-Area Entries



26
Average Penalty-Area
Entries FWC average 32 ▼

60
Average Final-Third
Entries FWC average 58 ▲

Total Distance Covered



FWC average
104,662m ▼

Number of Zone 5 (>25km/h) Activities



FWC average
330 ▲

Distance Covered Above 20km/h



FWC average
7,554m ▲

Distance Covered Above 25km/h



FWC average
2,026m ▲



KOREA REPUBLIC / AFC

Previous FIFA World Cup™ Performance
2014 FIFA World Cup™ - Group Stage

2018 FIFA World Cup™
Click On Match To See Highlights

- GROUP STAGE
 - 18 June Sweden 1-0 Korea Republic
 - 23 June Korea Republic 1-2 Mexico
 - 27 June Korea Republic 2-0 Germany
- ROUND OF 16
- QUARTER-FINAL
- SEMI-FINAL
- FINAL



Head Coach

Taeyong Shin (KOR)

- Technical Staff**
- CHA Duri (Assistant Coach)
 - GRANDE Jose (Assistant Coach)
 - JEON Kyeongjoon (Assistant Coach)
 - MINANO Javier (Assistant Coach)
 - KIM Namil (Assistant Coach)
 - KIM Haewoon (Goalkeeper Coach)
 - LEE Jaehong (Physical Trainer)
 - KIM Seongjin (Physical Trainer)
 - KONG Youndeok (Physical Trainer)
 - LIM Hyuntaek (Physical Trainer)
 - SEONG Baeyoung (Physical Trainer)

2018 FIFA World Cup™ Squad

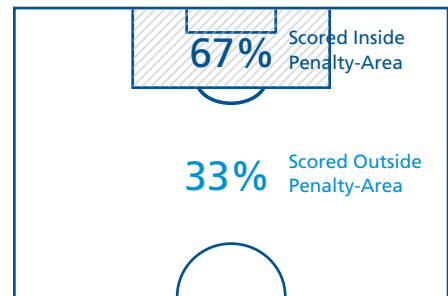
	NUM	NAME	CLUB (COUNTRY)	MINS	G	A	CAPS
GOALKEEPERS	1	KIM Seunggyu	Vissel Kobe (JPN)	0	0	0	33
	21	KIM Jinhyeon	Cerezo Osaka (JPN)	0	0	0	15
	23	JO Hyeonwoo	Daegu FC (KOR)	270	0	0	9
DEFENDERS	2	LEE Yong	Jeonbuk Hyundai (KOR)	270	0	0	31
	3	JUNG Seunghyun	Sagan Tosu FC (JPN)	0	0	0	6
	4	OH Bansuk	Jeju United (KOR)	0	0	0	2
	5	YUN Youngsun	Seongnam FC (KOR)	90	0	0	7
	6	PARK Jooho	Ulsan Hyundai FC (KOR)	28	0	0	37
	12	KIM Minwoo	Sangju Sangmu FC (KOR)	146	0	0	22
MIDFIELDERS	14	HONG Chul	Sangju Sangmu FC (KOR)	96	0	0	16
	19	KIM Younggwon	Guangzhou Evergrande FC (CHN)	270	1	0	56
	20	JANG Hyunsoo	FC Tokyo (JPN)	270	0	0	54
	22	GO Yohan	FC Seoul (KOR)	11	0	0	20
	8	JU Sejong	Asan Mugunghwa FC (KOR)	85	0	1	12
	10	LEE Seungwoo	Hellas Verona FC (ITA)	43	0	0	6
FORWARDS	13	KOO Jacheol	FC Augsburg (GER)	129	0	0	70
	15	JUNG Wooyoung	Vissel Kobe (JPN)	127	0	0	32
	16	KI Sungyueng (C)	Swansea City AFC (WAL)	180	0	0	104
	17	LEE Jaesung	Jeonbuk Hyundai (KOR)	270	0	1	38
	18	MOON Seonmin	Incheon United FC (KOR)	146	0	0	5
	7	SON Heungmin (C)	Tottenham Hotspur FC (ENG)	270	2	0	70
9	KIM Shinwook	Jeonbuk Hyundai (KOR)	66	0	0	51	
11	HWANG Heechan	FC Red Bull Salzburg (AUT)	202	0	0	17	

NUM = Squad Number; = Clean Sheet(s); MINS = Minute(s) Played; G = Goal(s); A = Assist(s); CAPS = Appearance as of 16th July 2018.

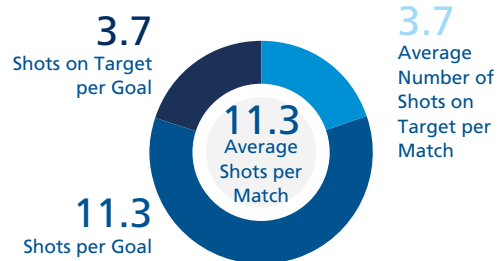
Average Possession



Goal Location



Shots



Goals Scored (Including Own Goals)

Total Goals

3 2 Open-Play Goals

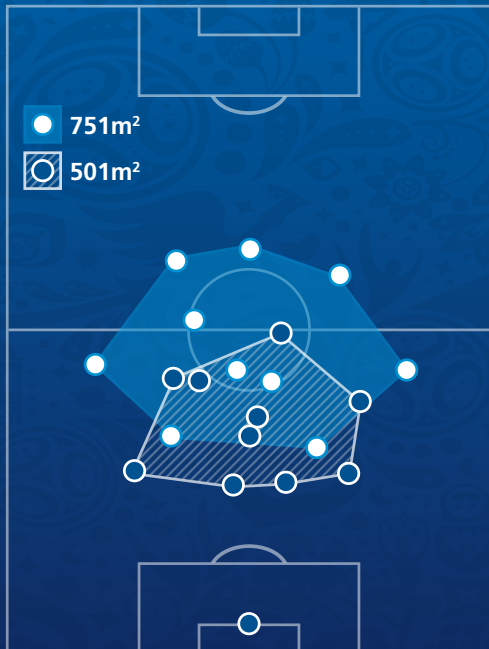
..... 1 Set-Play Goals

- Corners 1
- Free Kicks 0
- Penalties 0
- Throw-Ins 0



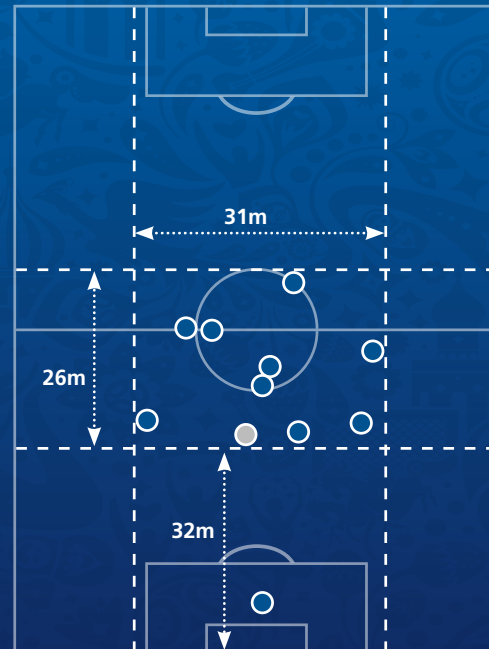
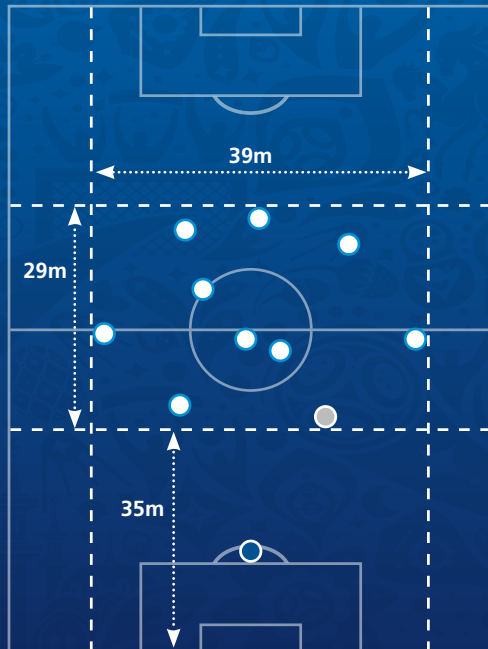
Team Compactness In & Out of Possession

- In Possession
- Out of Possession



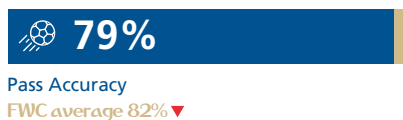
Team Width, Team Length & Deepest Defender Line Height

- In Possession
- Out of Possession
- Deepest Defender
- Deepest Defender



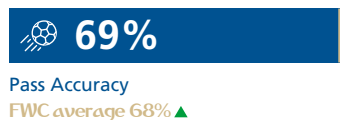
(The representation of player positions has been taken from one game. Team compactness, team width, team length & team deepest defender line height represents the team tournament average)

Team Passes and Accuracy



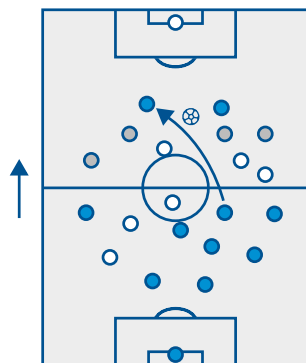
336
Total Average
Number of Passes
FWC average
465

Goalkeeper Passes and Accuracy



27
Total Average
Number of Passes
FWC average 28

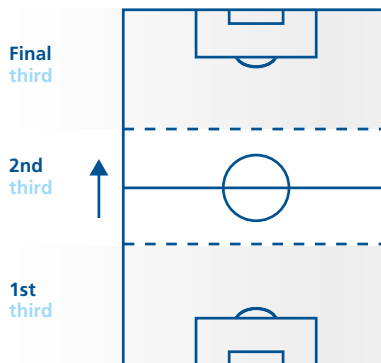
Bypassed Opponents and Defenders



198
Average Bypassed Opponents
FWC average 264

31
Average Bypassed Defenders
FWC average 33

Final-Third and Penalty-Area Entries



25
Average Penalty-Area
Entries FWC average 32

43
Average Final-Third
Entries FWC average 58

Total Distance Covered



FWC average
104,662m

Number of Zone 5 (>25km/h) Activities



FWC average
330

Distance Covered Above 20km/h



FWC average
7,554m

Distance Covered Above 25km/h



FWC average
2,026m



MEXICO / CONCACAF

Previous FIFA World Cup™ Performance
2014 FIFA World Cup™ - Round of 16

2018 FIFA World Cup™
Click On Match To See Highlights

GROUP STAGE

- 17 June
Germany 0-1 Mexico
- 23 June
Korea Republic 1-2 Mexico
- 27 June
Mexico 0-3 Sweden

ROUND OF 16

- 2 July
Brazil 2-0 Mexico

QUARTER-FINAL

SEMI-FINAL

FINAL



Head Coach



Juan Carlos Osorio (COL)

Technical Staff

- ORTEGA Juan (Assistant Coach)
- PAEZ Luis (Assistant Coach)
- SIERRA Humberto (Assistant Coach)
- MARIN Mario (Goalkeeper Coach)
- MARTINEZ Carlos (Physical Trainer)
- RIOS Jorge (Physical Trainer)

2018 FIFA World Cup™ Squad

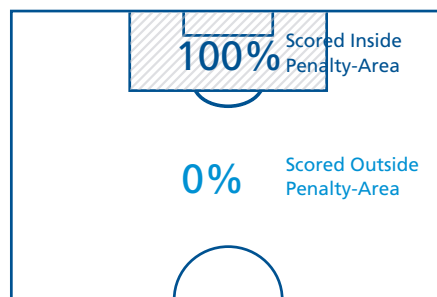
	NUM	NAME	CLUB (COUNTRY)	MINS	G	A	CAPS
GOALKEEPERS	1	CORONA Jose	Cruz Azul (MEX)	0	0	0	54
	12	TALAVERA Alfredo	Deportivo Toluca FC (MEX)	0	0	0	28
	13	OCHOA Guillermo	Standard Liège (BEL)	360	0	0	98
DEFENDERS	2	AYALA Hugo	Tigres UANL (MEX)	180	0	0	45
	3	SALCEDO Carlos	Eintracht Frankfurt (GER)	360	0	0	25
	4	MARQUEZ Rafael (C)	CF Atlas (MEX)	83	0	0	148
	15	MORENO Hector	Real Sociedad (ESP)	270	0	0	95
	16	HERRERA Hector	FC Porto (POR)	360	0	0	70
MIDFIELDERS	21	ALVAREZ Edson	Club América (MEX)	267	0	0	17
	5	GUTIERREZ Erick	CF Pachuca (MEX)	0	0	0	8
	6	DOS SANTOS Jonathan	LA Galaxy (USA)	35	0	0	38
	7	LAYUN Miguel	Sevilla FC (ESP)	314	0	0	68
	10	DOS SANTOS Giovanni	LA Galaxy (USA)	13	0	0	106
	17	CORONA Jesus	FC Porto (POR)	34	0	0	38
FORWARDS	18	GUARDADO Andres (C)	Real Betis (ESP)	307	0	0	151
	20	AQUINO Javier	Tigres UANL (MEX)	0	0	0	53
	23	GALLARDO Jesus	Pumas UNAM (MEX)	335	0	0	27
	8	FABIAN Marco	Eintracht Frankfurt (GER)	25	0	0	40
	9	JIMENEZ Raul	SL Benfica (POR)	54	0	0	65
11	VELA Carlos	Los Angeles FC (USA)	315	1	0	72	
14	HERNANDEZ Javier	West Ham United FC (ENG)	330	1	1	106	
19	PERALTA Oribe	Club América (MEX)	1	0	0	67	
22	LOZANO Hirving	PSV Eindhoven (NED)	317	1	1	32	

NUM = Squad Number; = Clean Sheet(s); MINS = Minute(s) Played; G = Goal(s); A = Assist(s); CAPS = Appearance as of 16th July 2018.

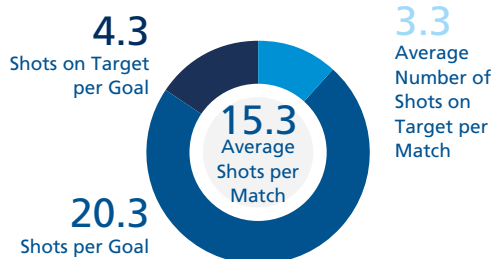
Average Possession

54%

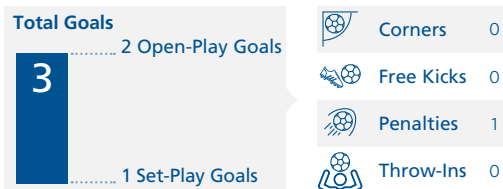
Goal Location



Shots



Goals Scored (Including Own Goals)





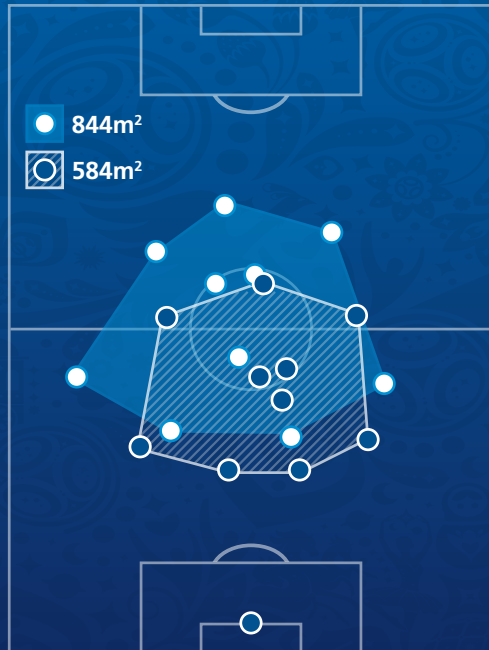
MEXICO / CONCACAF

Team Shape Data Explanation

Team Positional Insights

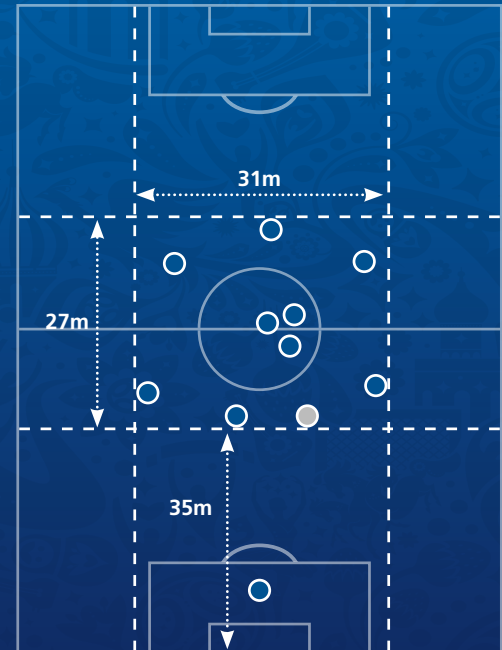
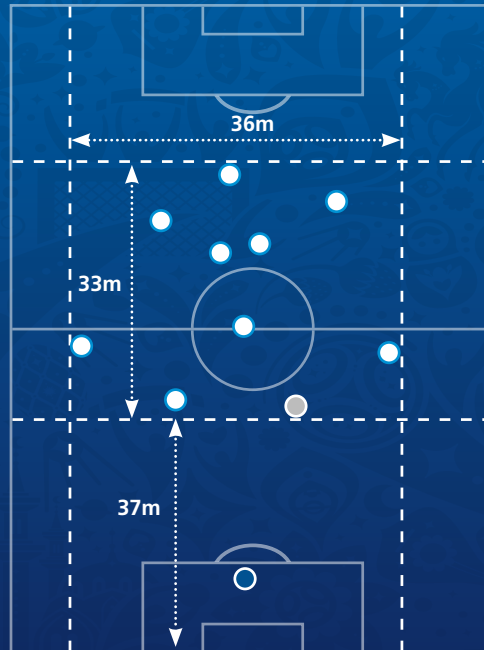
Team Compactness In & Out of Possession

- In Possession
- Out of Possession



Team Width, Team Length & Deepest Defender Line Height

- In Possession
- Out of Possession
- Deepest Defender



(The representation of player positions has been taken from one game. Team compactness, team width, team length & team deepest defender line height represents the team tournament average)

Team Passes and Accuracy



Pass Accuracy
FWC average 82% ▲

440
Total Average
Number of Passes
FWC average
465 ▼

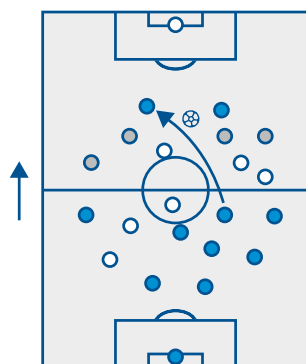
Goalkeeper Passes and Accuracy



Pass Accuracy
FWC average 68% ▲

29
Total Average
Number of Passes
FWC average 28 ▲

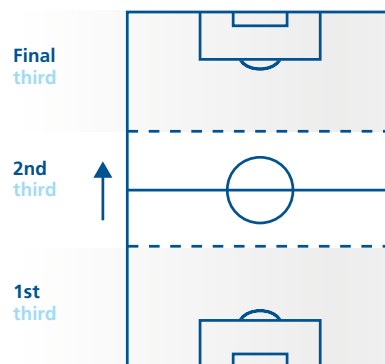
Bypassed Opponents and Defenders



270
Average Bypassed Opponents
FWC average 264 ▲

33
Average Bypassed Defenders
FWC average 33 —

Final-Third and Penalty-Area Entries



29
Average Penalty-Area
Entries FWC average 32 ▼

50
Average Final-Third
Entries FWC average 58 ▼

Total Distance Covered



FWC average
104,662 m ▼

Number of Zone 5 (>25km/h) Activities



FWC average
330 ▼

Distance Covered Above 20km/h



FWC average
7,554 m ▼

Distance Covered Above 25km/h



FWC average
2,026 m ▼



MOROCCO / CAF

Previous FIFA World Cup™ Performance
1998 FIFA World Cup™ - Group Stage

2018 FIFA World Cup™
Click On Match To See Highlights

- GROUP STAGE
 - 15 June
Morocco 0-1 IR Iran
 - 20 June
Portugal 1-0 Morocco
 - 25 June
Spain 2-2 Morocco
- ROUND OF 16
- QUARTER-FINAL
- SEMI-FINAL
- FINAL



Head Coach
Hervé Renard (FRA)

Technical Staff
BEAUMELLE Patrice (Assistant Coach)
HADJI Mustafa (Assistant Coach)
SENCE Philippe (Goalkeeper Coach)

2018 FIFA World Cup™ Squad

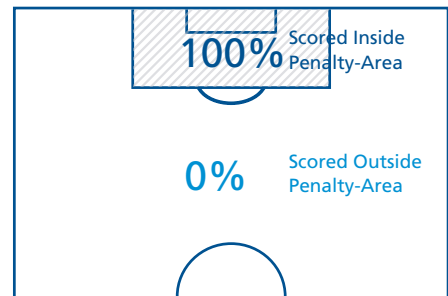
	NUM	NAME	CLUB (COUNTRY)	MINS	G	A	CAPS
GOALKEEPERS	1	BOUNOU Yassine	Girona FC (ESP)	0	0	0	34
	12	EL KAJOUJ Monir	CD Numancia (ESP)	270	0	0	36
	22	TAGNAOUTI Ahmed	IRT Tanger (MAR)	0	0	0	5
DEFENDERS	2	HAKIMI Achraf	Real Madrid CF (ESP)	270	0	0	15
	3	MENDYL Hamza	Lille OSC (FRA)	0	0	0	16
	4	DA COSTA Manuel	Istanbul Başakşehir FK (TUR)	188	0	0	30
	5	BENATIA Mehdi (C)	Juventus FC (ITA)	180	0	0	62
	6	SAISS Ghanem	Wolverhampton Wanderers FC (ENG)	180	0	0	28
	17	DIRAR Nabil	Fenerbahce SK (TUR)	180	0	0	40
	7	ZIYACH Hakim	AFC Ajax (NED)	265	0	0	21
MIDFIELDERS	8	EL AHMADI Karim	Feyenoord Rotterdam (NED)	266	0	0	55
	10	BELHANDA Younes	Galatasaray SK (TUR)	228	0	0	53
	11	FAJR Faycal	Getafe CF (ESP)	31	0	1	26
	14	BOUSSOUFA Mbark (C)	Al Jazira (UAE)	270	0	0	64
	15	AIT BENNASSER Youssef	SM Caen (FRA)	0	0	0	14
	16	AMRABAT Nouredine	CD Leganés (ESP)	256	0	0	48
FORWARDS	18	HARIT Amine	FC Schalke 04 (GER)	82	0	0	8
	21	AMRABAT Sofyan	Feyenoord Rotterdam (NED)	14	0	0	7
	23	CARCELA Mehdi	Standard Liège (BEL)	15	0	0	22
	9	EL KAABI Ayoub	RS Berkane (MAR)	97	0	0	5
	13	BOUTAIB Khalid	Yeni Malatyaspor (TUR)	142	1	0	22
	19	EN NESYRI Youssef	Malaga CF (ESP)	18	1	0	17
	20	BOUHADDOUZ Aziz	FC St. Pauli (GER)	18	0	0	17

NUM = Squad Number; = Clean Sheet(s); MINS = Minute(s) Played; G = Goal(s); A = Assist(s); CAPS = Appearance as of 16th July 2018.

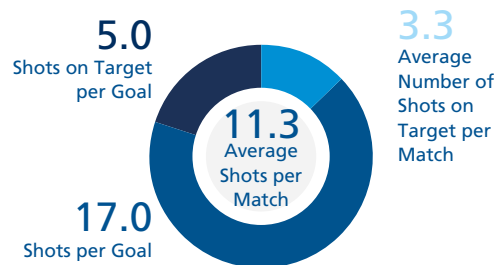
Average Possession



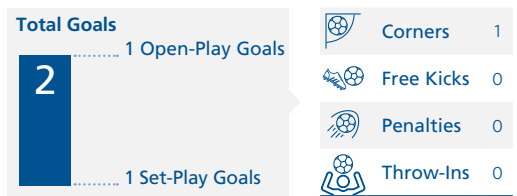
Goal Location



Shots



Goals Scored (Including Own Goals)





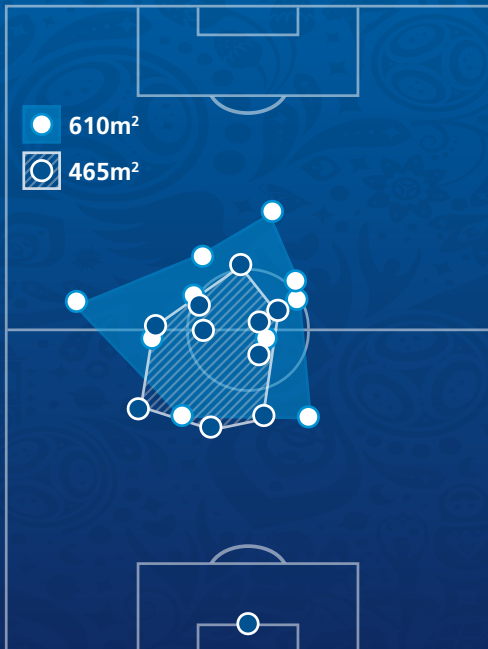
MOROCCO / CAF

Team Shape Data Explanation

Team Positional Insights

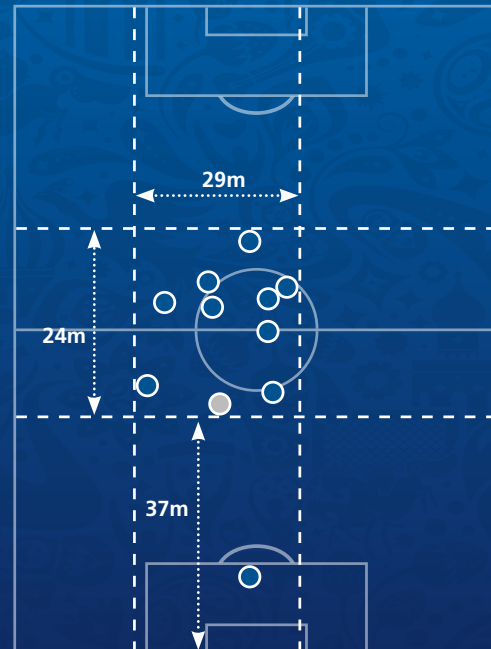
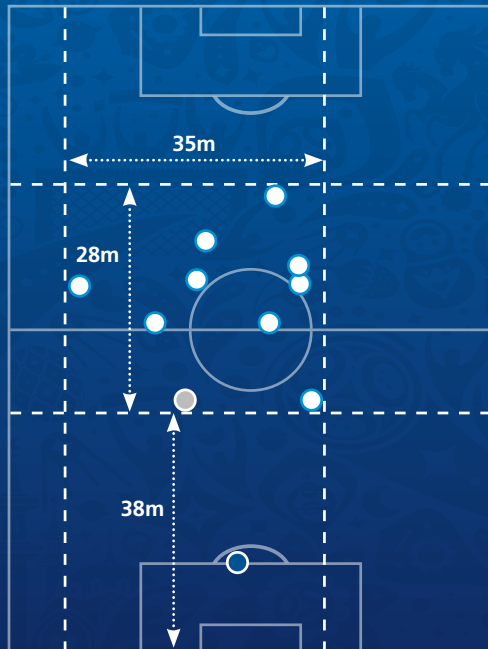
Team Compactness In & Out of Possession

- In Possession
- Out of Possession



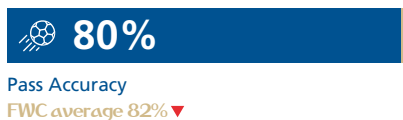
Team Width, Team Length & Deepest Defender Line Height

- In Possession
- Out of Possession
- Deepest Defender
- Deepest Defender



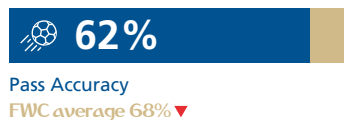
(The representation of player positions has been taken from one game. Team compactness, team width, team length & team deepest defender line height represents the team tournament average)

Team Passes and Accuracy



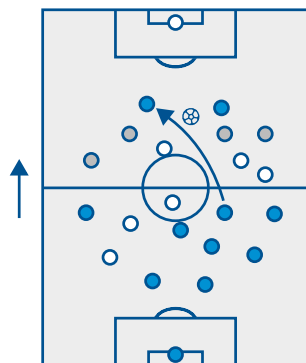
413
Total Average
Number of Passes
FWC average
465 ▼

Goalkeeper Passes and Accuracy



24
Total Average
Number of Passes
FWC average 28 ▼

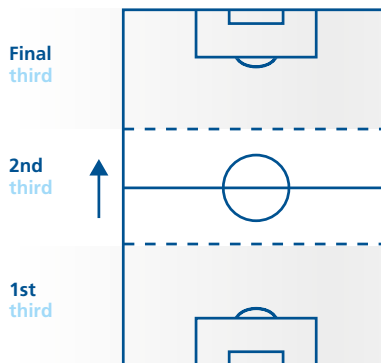
Bypassed Opponents and Defenders



230
Average Bypassed Opponents
FWC average 264 ▼

24
Average Bypassed Defenders
FWC average 33 ▼

Final-Third and Penalty-Area Entries



29
Average Penalty-Area
Entries FWC average 32 ▼

52
Average Final-Third
Entries FWC average 58 ▼

Total Distance Covered



Number of Zone 5 (>25km/h) Activities



Distance Covered Above 20km/h



Distance Covered Above 25km/h





NIGERIA / CAF

Previous FIFA World Cup™ Performance
2014 FIFA World Cup™ - Round of 16

2018 FIFA World Cup™
Click On Match To See Highlights

GROUP STAGE


- 16 June
Croatia 2-0 Nigeria
- 22 June
Nigeria 2-0 Iceland
- 26 June
Nigeria 1-2 Argentina

ROUND OF 16


QUARTER-FINAL

SEMI-FINAL


FINAL




MUSA




IGHALO



ETEBO




MIKEL




NDIDI




IDOWU




OMERUO




EKONG



BALOGUN



MOSES



UZOHO

Head Coach



Gernot Rohr (GER)

Technical Staff

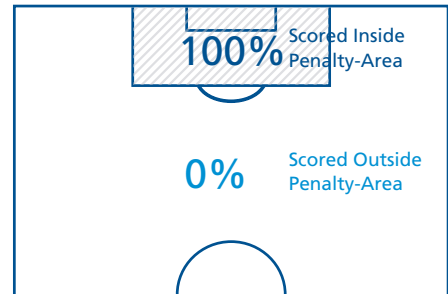
- AMAPAKABO Imama (Assistant Coach)
- YUSUF Salisu (Assistant Coach)
- AGU Alloy (Goalkeeper Coach)
- PIONETTI Enrico (Goalkeeper Coach)
- GINES Bernard (Physical Trainer)
- ROYER Jean Luc (Physical Trainer)

2018 FIFA World Cup™ Squad

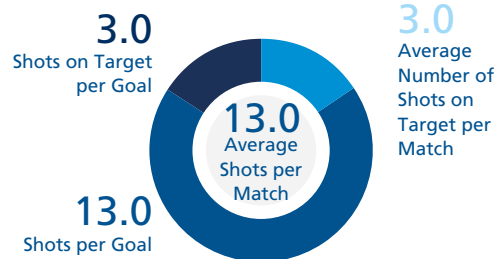
	NUM	NAME	CLUB (COUNTRY)	MINS	G	A	CAPS
GOALKEEPERS	1	EZENWA Ikechukwu	Enyimba FC (NGA)	0	0	0	24
	16	AKPEYI Daniel	Chippa United FC (RSA)	0	0	0	6
	23	UZOHO Francis	Deportivo La Coruña (ESP)	270	0	0	9
DEFENDERS	2	IDOWU Bryan	FK Amkar Perm (RUS)	225	0	0	8
	3	ECHIEJILE Elderson	Cercle Brugge (BEL)	0	0	0	59
	5	EKONG William	Bursaspor (TUR)	270	0	0	24
	6	BALOGUN Leon	FSV Mainz 05 (GER)	270	0	0	22
	12	SHEHU Abdullahi	Bursaspor (TUR)	90	0	0	16
	20	AWAZIEM Chidozie	FC Nantes (FRA)	0	0	0	3
	21	EBUEHI Tyronne	ADO Den Haag (NED)	45	0	0	8
	22	OMERUO Kenneth	Kasimpasa SK (TUR)	179	0	1	40
MIDFIELDERS	4	NDIDI Wilfred	Leicester City FC (ENG)	270	0	0	20
	8	ETEBO Oghenekaro	UD Las Palmas (ESP)	269	0	0	15
	10	MIKEL John Obi (C)	Tianjin Teda (CHN)	268	0	0	85
	15	OBI Joel	Torino FC (ITA)	0	0	0	17
	17	ONAZI Ogenyi	Trabzonspor (TUR)	0	0	0	50
	19	OGU John	Hapoel Be'er Sheva FC (ISR)	0	0	0	19
FORWARDS	7	MUSA Ahmed	CSKA Moscow (RUS)	207	2	0	73
	9	IGHALO Odion	Changchun Yatai (CHN)	122	0	0	22
	11	MOSES Victor	Chelsea FC (ENG)	270	1	1	34
	13	NWANKWO Simeon	FC Crotone (ITA)	3	0	0	4
	14	IHEANACHO Kelechi	Leicester City FC (ENG)	148	0	0	20
	18	IWOBI Alex	Arsenal FC (ENG)	64	0	0	21

NUM = Squad Number; = Clean Sheet(s); MINS = Minute(s) Played; G = Goal(s); A = Assist(s); CAPS = Appearance as of 16th July 2018.

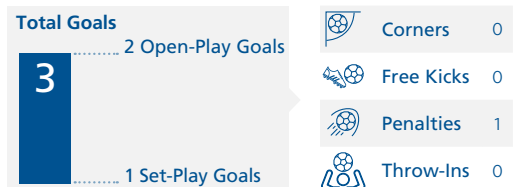
Goal Location



Shots



Goals Scored (Including Own Goals)



Average Possession

46%



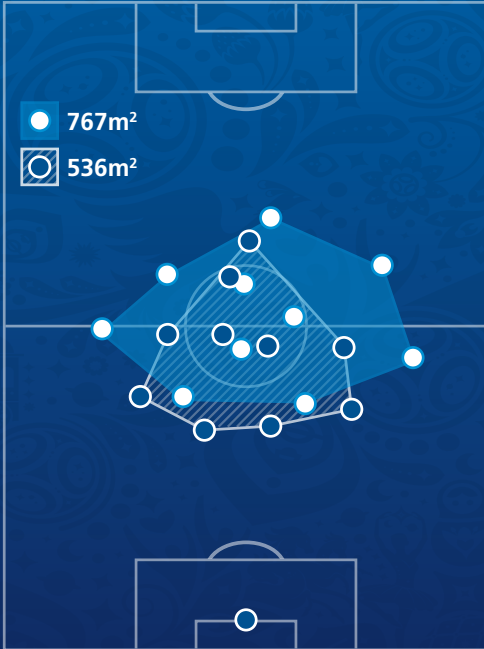
NIGERIA / CAF

Team Shape Data Explanation

Team Positional Insights

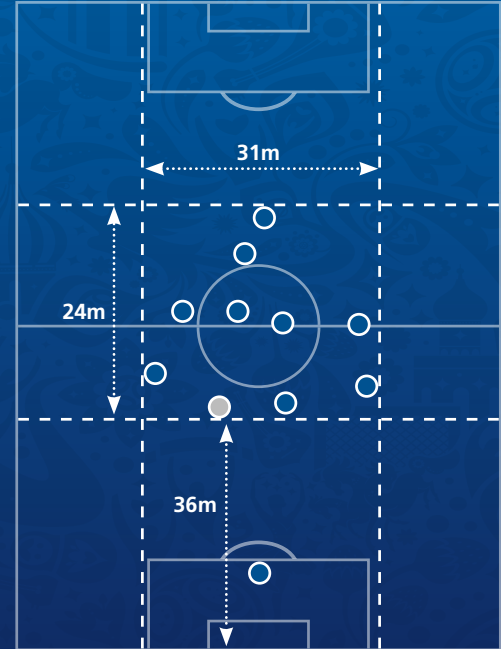
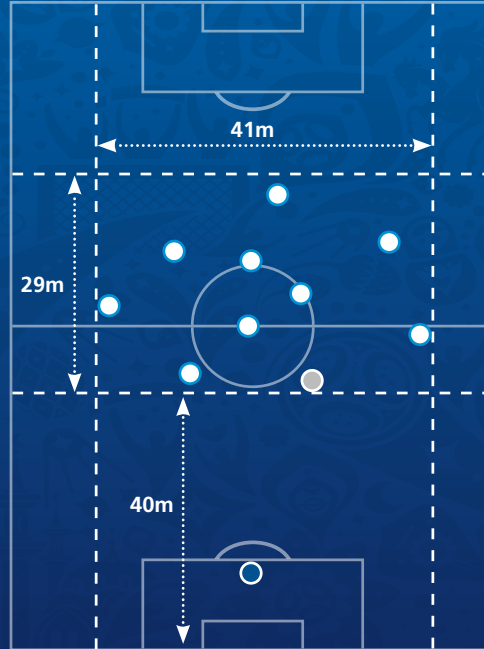
Team Compactness In & Out of Possession

- In Possession
- Out of Possession



Team Width, Team Length & Deepest Defender Line Height

- In Possession
- Out of Possession
- Deepest Defender
- Deepest Defender



(The representation of player positions has been taken from one game. Team compactness, team width, team length & team deepest defender line height represents the team tournament average)

Team Passes and Accuracy



Pass Accuracy
FWC average 82% ▼

406
Total Average
Number of Passes
FWC average
465 ▼

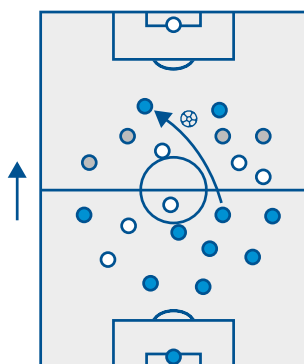
Goalkeeper Passes and Accuracy



Pass Accuracy
FWC average 68% ▼

21
Total Average
Number of Passes
FWC average 28 ▼

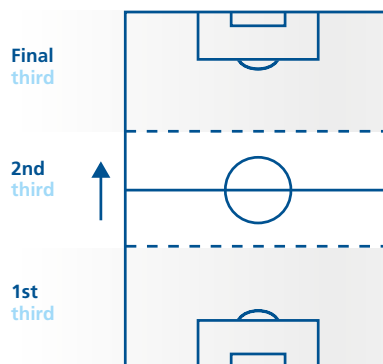
Bypassed Opponents and Defenders



257
Average Bypassed Opponents
FWC average 264 ▼

31
Average Bypassed Defenders
FWC average 33 ▼

Final-Third and Penalty-Area Entries



29
Average Penalty-Area
Entries FWC average 32 ▼

56
Average Final-Third
Entries FWC average 58 ▼

Total Distance Covered



FWC average
104,662 m ▼

Number of Zone 5 (>25km/h) Activities



FWC average
330 ▼

Distance Covered Above 20km/h



FWC average
7,554 m ▼

Distance Covered Above 25km/h



FWC average
2,026 m ▼



PANAMA / CONCACAF

Previous FIFA World Cup™ Performance
First FIFA World Cup™ Appearance

2018 FIFA World Cup™
Click On Match To See Highlights

GROUP STAGE

- 18 June Belgium 3-0 Panama
- 24 June England 6-1 Panama
- 28 June Panama 1-2 Tunisia

ROUND OF 16


QUARTER-FINAL

SEMI-FINAL

FINAL



Head Coach



Hernán Gómez (COL)

Technical Staff

- CARVAJAL Edgar (Assistant Coach)
- GALLEGO Nelson (Assistant Coach)
- MUNOZ Didier (Goalkeeper Coach)
- SANCHEZ Elkin (Physical Trainer)

2018 FIFA World Cup™ Squad

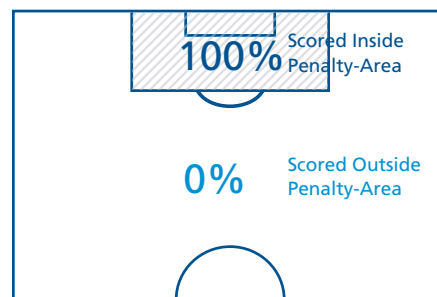
	NUM	NAME	CLUB (COUNTRY)	MINS	G	A	CAPS
GOALKEEPERS	1	PENEDO Jaime	Dinamo Bucharest (ROU)	270	0	0	134
	12	CALDERON Jose	Chorrillo FC (PAN)	0	0	0	32
	22	RODRIGUEZ Alex	San Francisco FC (PAN)	0	0	0	6
DEFENDERS	2	MURILLO Michael	New York Red Bulls (USA)	180	0	0	24
	3	CUMMINGS Harold	San Jose Earthquakes (USA)	45	0	0	48
	4	ESCOBAR Fidel	New York Red Bulls (USA)	270	0	0	26
	5	TORRES Roman (C)	Seattle Sounders FC (USA)	236	0	0	111
	13	MACHADO Adolfo	Houston Dynamo (USA)	90	0	0	77
	15	DAVIS Eric	DAC Dunajska Streda (SVK)	180	0	0	40
MIDFIELDERS	17	OVALLE Luis	CD Olimpia (HON)	90	0	0	26
	23	BALOY Felipe	CSD Municipal (GUA)	21	1	0	101
	6	GOMEZ Gabriel	Atlético Bucaramanga (COL)	249	0	0	145
	8	BARCENAS Edgar	Cafetaleros de Tapachula (MEX)	222	0	0	32
	11	COOPER Armando	Club Universidad de Chile (CHI)	180	0	0	99
	14	PIMENTEL Valentin	Plaza Amador (PAN)	0	0	0	23
FORWARDS	19	AVILA Ricardo	KAA Gent (BEL)	109	0	1	7
	20	GODOY Anibal	San Jose Earthquakes (USA)	242	0	0	91
	21	RODRIGUEZ Jose Luis	KAA Gent (BEL)	243	0	0	5
	7	PEREZ Blas	CSD Municipal (GUA)	163	0	0	119
	9	TORRES Gabriel	CD Huachipato (CHI)	72	0	0	74
	10	DIAZ Ismael	Deportivo La Coruña (ESP)	27	0	0	9
16	ARROYO Abdiel	LD Alajuelense (CRC)	30	0	0	35	
18	TEJADA Luis	Sport Boys (PER)	51	0	0	106	

NUM = Squad Number; = Clean Sheet(s); MINS = Minute(s) Played; G = Goal(s); A = Assist(s); CAPS = Appearance as of 16th July 2018.

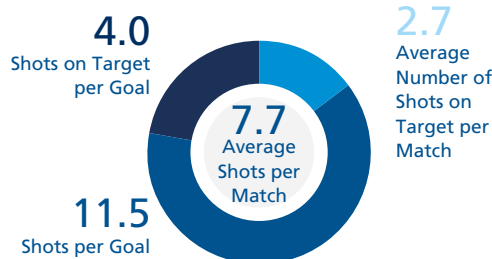
Average Possession

40%

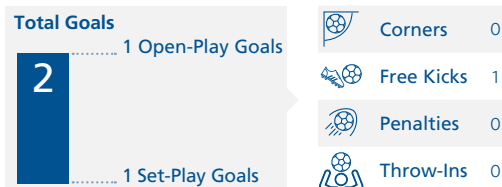
Goal Location



Shots



Goals Scored (Including Own Goals)





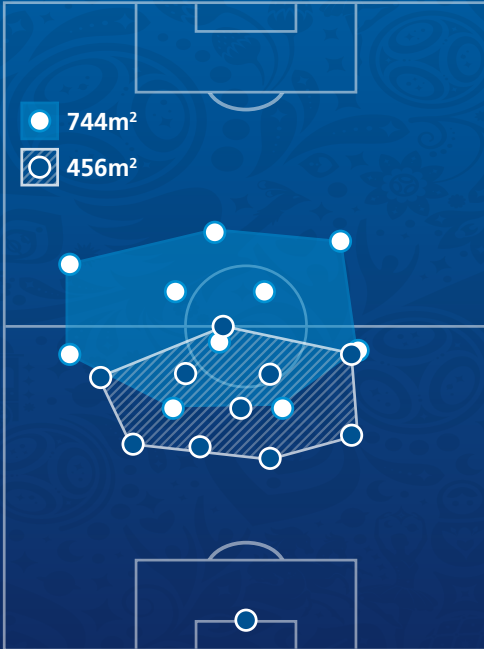
PANAMA / CONCACAF

Team Shape Data Explanation

Team Positional Insights

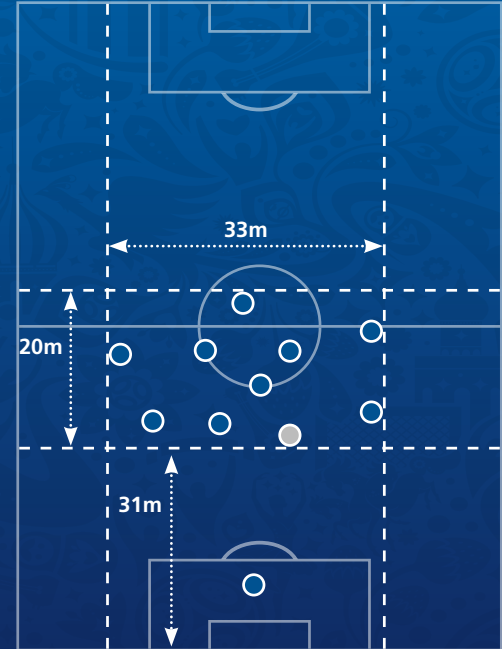
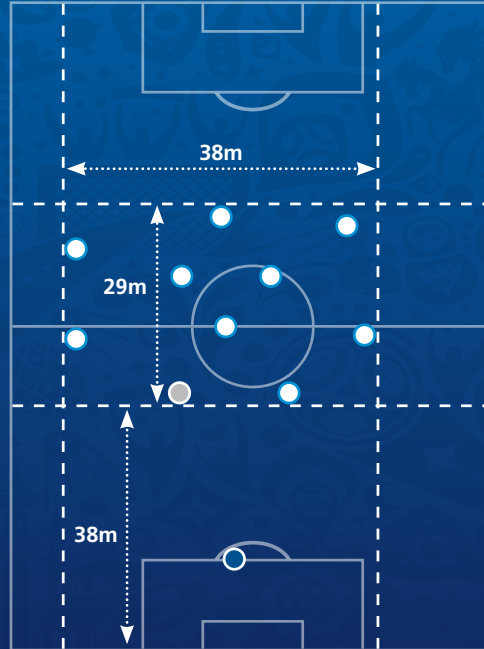
Team Compactness In & Out of Possession

- In Possession
- Out of Possession



Team Width, Team Length & Deepest Defender Line Height

- In Possession
- Out of Possession
- Deepest Defender
- Deepest Defender



(The representation of player positions has been taken from one game. Team compactness, team width, team length & team deepest defender line height represents the team tournament average)

Team Passes and Accuracy



Pass Accuracy
FWC average 82% ▼

356
Total Average
Number of Passes
FWC average
465 ▼

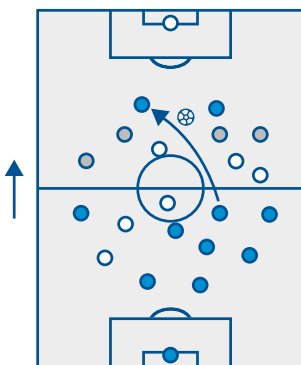
Goalkeeper Passes and Accuracy



Pass Accuracy
FWC average 68% ▼

21
Total Average
Number of Passes
FWC average 28 ▼

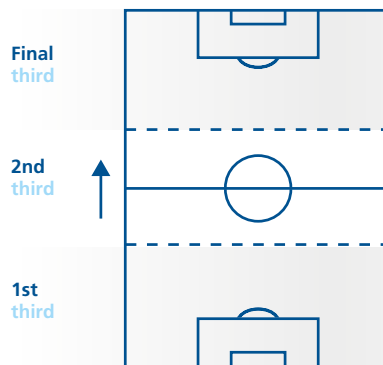
Bypassed Opponents and Defenders



226
Average Bypassed Opponents
FWC average 264 ▼

27
Average Bypassed Defenders
FWC average 33 ▼

Final-Third and Penalty-Area Entries



Final third

21
Average Penalty-Area
Entries FWC average 32 ▼

2nd third

46
Average Final-Third
Entries FWC average 58 ▼

1st third

Total Distance Covered



FWC average
104,662 m ▼

Number of Zone 5 (>25km/h) Activities



FWC average
330 ▼

Distance Covered Above 20km/h



FWC average
7,554 m ▼

Distance Covered Above 25km/h



FWC average
2,026 m ▼



PERU / CONMEBOL


Previous FIFA World Cup™ Performance
1982 FIFA World Cup™ - Group Stage

2018 FIFA World Cup™
Click On Match To See Highlights

- GROUP STAGE
 - 16 June
Peru 0-1 Denmark
 - 21 June
France 1-0 Peru
 - 26 June
Australia 0-2 Peru
- ROUND OF 16
- QUARTER-FINAL
- SEMI-FINAL
- FINAL



Head Coach



Ricardo Gareca (ARG)

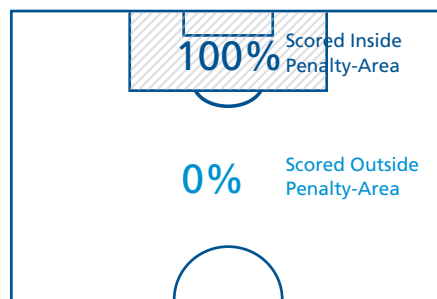
- Technical Staff**
- ALVES Hugo (Assistant Coach)
 - SANTIN Sergio (Assistant Coach)
 - SOLANO Nolberto (Assistant Coach)
 - HONORES Luis (Goalkeeper Coach)
 - BONILLO Nestor (Physical Trainer)
 - VACCARINI Adrian (Physical Trainer)

2018 FIFA World Cup™ Squad

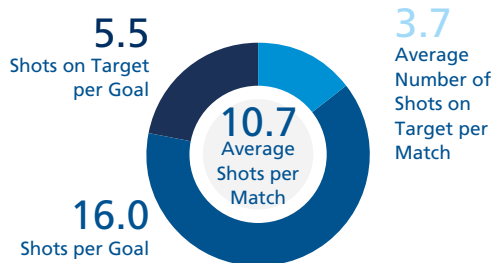
	NUM	NAME	CLUB (COUNTRY)	MINS	G	A	CAPS
GOALKEEPERS	1	GALLESE Pedro	CD Tiburones Rojos de Veracruz (MEX)	270	0	0	42
	12	CACEDA Carlos	Deportivo Municipal (PER)	0	0	0	6
	21	CARVALLO Jose	Universidad Técnica de Cajamarca (PER)	0	0	0	6
DEFENDERS	2	RODRIGUEZ Alberto (C)	Atletico Junior (COL)	135	0	0	75
	3	CORZO Aldo	Universitario Lima (PER)	0	0	0	24
	4	SANTAMARIA Anderson	Puebla FC (MEX)	135	0	0	8
	5	ARAUJO Miguel	Alianza Lima (PER)	0	0	0	8
	6	TRAUCO Miguel	CR Flamengo (BRA)	270	0	0	29
	15	RAMOS Christian	CD Tiburones Rojos de Veracruz (MEX)	270	0	0	73
FORWARDS	17	ADVINCULA Luis	Lobos BUAP (MEX)	270	0	0	68
	22	LOYOLA Nilson	FBC Melgar (PER)	0	0	0	3
	7	HURTADO Paolo	Vitoria Guimaraes (POR)	27	0	0	34
	8	CUEVA Christian	Sao Paulo FC (BRA)	262	0	0	48
	13	TAPIA Renato	Feyenoord Rotterdam (NED)	150	0	0	33
	14	POLO Andy	Portland Timbers (USA)	0	0	0	17
	16	CARTAGENA Wilder	CD Tiburones Rojos de Veracruz (MEX)	11	0	0	4
	19	YOTUN Yoshimar	Orlando City SC (USA)	180	0	0	76
	23	AQUINO Pedro	Lobos BUAP (MEX)	138	0	0	16
	9	GUERRERO Paolo (C)	CR Flamengo (BRA)	208	1	1	92
10	FARFAN Jefferson	FC Lokomotiv Moscow (RUS)	130	0	0	86	
11	RUIDIAZ Raul	CA Monarcas Morelia (MEX)	13	0	0	32	
18	CARRILLO Andre	Watford FC (ENG)	259	1	0	49	
20	FLORES Edison	Aalborg BK (DEN)	242	0	0	32	

NUM = Squad Number; = Clean Sheet(s); MINS = Minute(s) Played; G = Goal(s); A = Assist(s); CAPS = Appearance as of 16th July 2018.

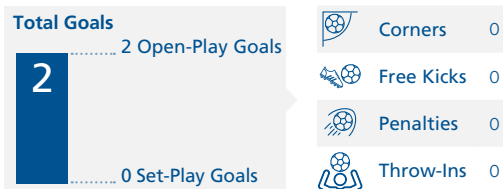
Goal Location



Shots



Goals Scored (Including Own Goals)



Average Possession





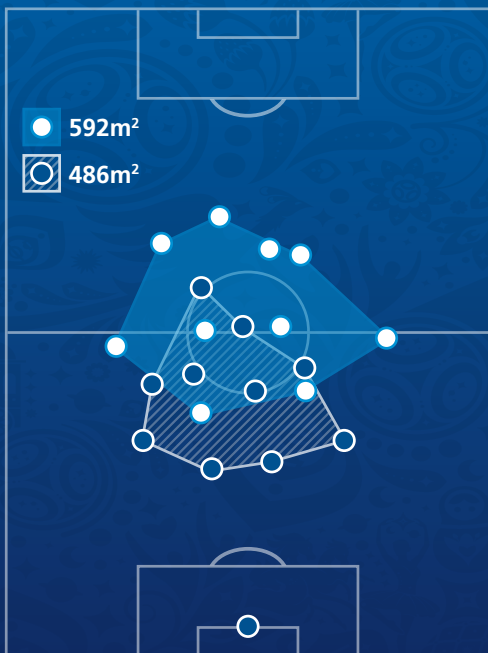
PERU / CONMEBOL

Team Shape Data Explanation

Team Positional Insights

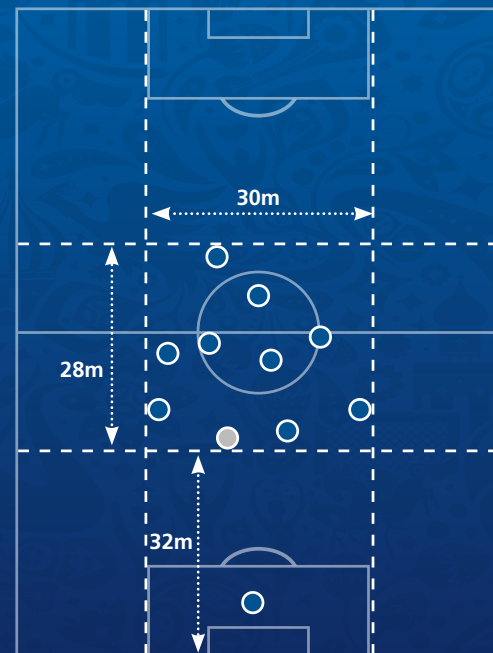
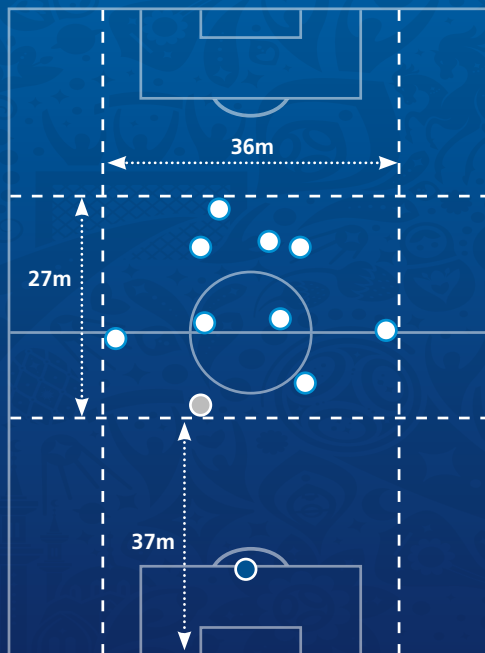
Team Compactness In & Out of Possession

- In Possession
- Out of Possession



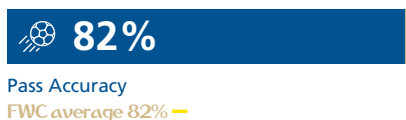
Team Width, Team Length & Deepest Defender Line Height

- In Possession
- Out of Possession
- Deepest Defender
- Deepest Defender



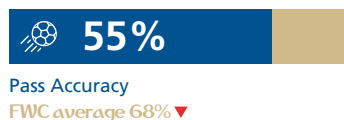
(The representation of player positions has been taken from one game. Team compactness, team width, team length & team deepest defender line height represents the team tournament average)

Team Passes and Accuracy



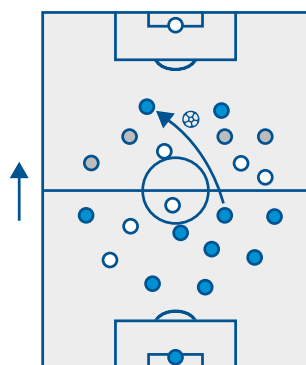
473
Total Average
Number of Passes
FWC average
465 ▲

Goalkeeper Passes and Accuracy



27
Total Average
Number of Passes
FWC average 28 ▼

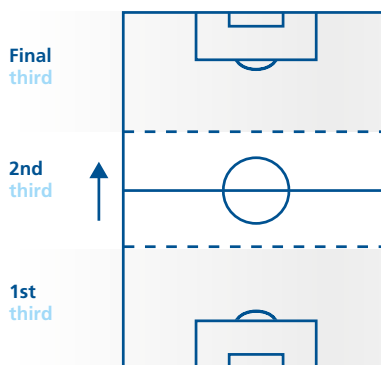
Bypassed Opponents and Defenders



284
Average Bypassed Opponents
FWC average 264 ▲

31
Average Bypassed Defenders
FWC average 33 ▼

Final-Third and Penalty-Area Entries



27
Average Penalty-Area
Entries FWC average 32 ▼

50
Average Final-Third
Entries FWC average 58 ▼

Total Distance Covered



FWC average
104,662 m ▼

Number of Zone 5 (>25km/h) Activities



FWC
average
330 ▼

Distance Covered Above 20km/h



FWC
average
7,554 m ▼

Distance Covered Above 25km/h



FWC
average
2,026 m ▼



POLAND / UEFA

Previous FIFA World Cup™ Performance
2006 FIFA World Cup™ - Group Stage

2018 FIFA World Cup™
Click On Match To See Highlights

- GROUP STAGE
 - 19 June
Poland 1-2 Senegal
 - 24 June
Poland 0-3 Colombia
 - 28 June
Japan 0-1 Poland
- ROUND OF 16
- QUARTER-FINAL
- SEMI-FINAL
- FINAL



Head Coach



Adam Nawalka (POL)

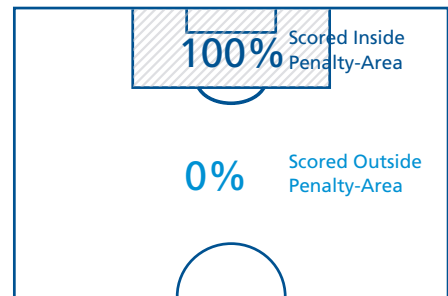
- Technical Staff**
- JUSZCZAK Gerard (Assistant Coach)
 - MALOWIEJSKI Hubert (Assistant Coach)
 - RZEPKA Remigiusz (Assistant Coach)
 - ZAJAC Bogdan (Assistant Coach)
 - TKOCZ Jaroslaw (Goalkeeper Coach)

2018 FIFA World Cup™ Squad

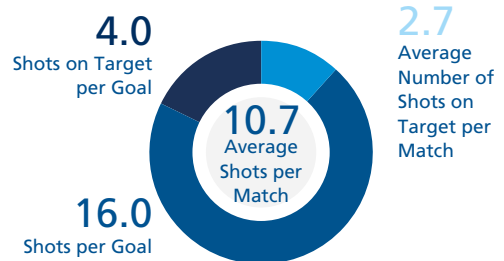
	NUM	NAME	CLUB (COUNTRY)	MINS	G	A	CAPS
GOALKEEPERS	1	SZCZESNY Wojciech	Juventus FC (ITA)	180	0	0	37
	12	BIALKOWSKI Bartosz	Ipswich Town FC (ENG)	0	0	0	1
	22	FABIANSKI Lukasz	Swansea City AFC (WAL)	90	0	0	46
DEFENDERS	2	PAZDAN Michal	Legia Warsaw (POL)	170	0	0	35
	3	JEDRZEJCZYK Artur	Legia Warsaw (POL)	90	0	0	37
	4	CIONEK Thiago	SPAL Ferrara (ITA)	90	0	0	20
	5	BEDNAREK Jan	Southampton FC (ENG)	225	1	0	6
MIDFIELDERS	15	GLIK Kamil	AS Monaco (FRA)	100	0	0	60
	18	BERESZYNSKI Bartosz	UC Sampdoria (ITA)	169	0	0	11
	20	PISZCZEK Lukasz	Borussia Dortmund (GER)	173	0	0	65
	6	GORALSKI Jacek	PFC Ludogorets Razgrad (BUL)	180	0	0	7
	8	LINETTY Karol	UC Sampdoria (ITA)	0	0	0	20
	10	KRYCHOWIAK Grzegorz	West Bromwich Albion FC (ENG)	270	1	0	54
	11	GROSICKI Kamil	Hull City FC (ENG)	213	0	1	60
13	RYBUS Maciej	FC Lokomotiv Moscow (RUS)	180	0	0	53	
16	BLASZCZYKOWSKI Jakub	VfL Wolfsburg (GER)	45	0	0	100	
17	PESZKO Slawomir	Lechia Gdansk (POL)	11	0	0	44	
19	ZIELINSKI Piotr	SSC Napoli (ITA)	259	0	0	36	
21	KURZAWA Rafal	Gornik Zabrze (POL)	79	0	1	4	
7	MILIK Arkadiusz	SSC Napoli (ITA)	73	0	0	41	
9	LEWANDOWSKI Robert (C)	FC Bayern München (GER)	270	0	0	98	
14	TEODORCZYK Lukasz	RSC Anderlecht (BEL)	29	0	0	19	
23	KOWNACKI Dawid	UC Sampdoria (ITA)	74	0	0	4	

NUM = Squad Number; = Clean Sheet(s); MINS = Minute(s) Played; G = Goal(s); A = Assist(s); CAPS = Appearance as of 16th July 2018.

Goal Location



Shots



Goals Scored (Including Own Goals)

Total Goals

2 0 Open-Play Goals

..... 2 Set-Play Goals

- Corners 0
- Free Kicks 2
- Penalties 0
- Throw-Ins 0

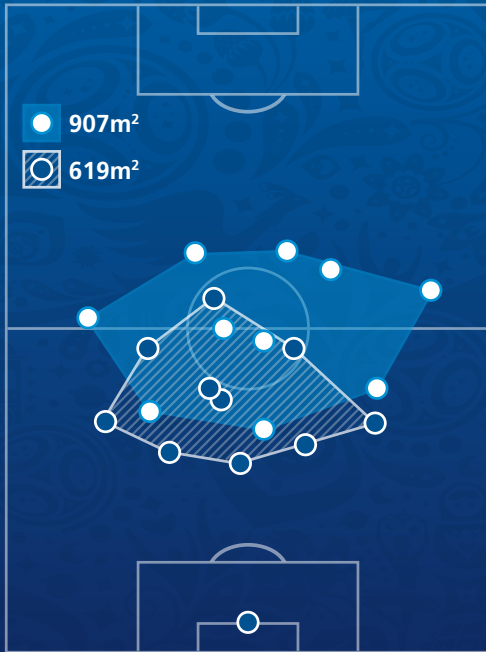
Average Possession

49%



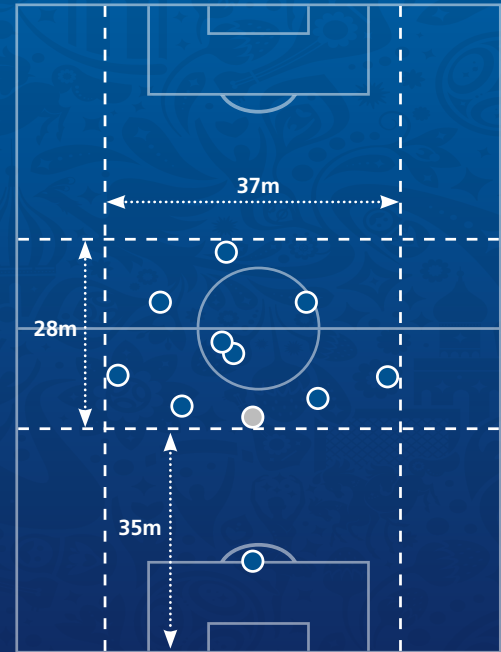
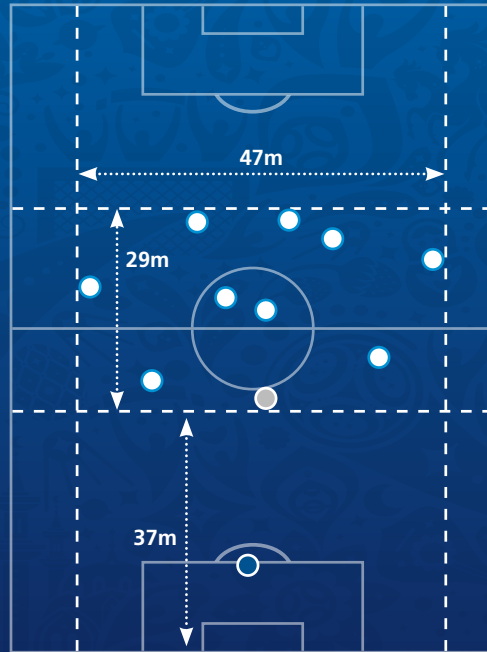
Team Compactness In & Out of Possession

- In Possession
- Out of Possession



Team Width, Team Length & Deepest Defender Line Height

- In Possession
- Out of Possession
- Deepest Defender
- Deepest Defender



(The representation of player positions has been taken from one game. Team compactness, team width, team length & team deepest defender line height represents the team tournament average)

Team Passes and Accuracy



Pass Accuracy
FWC average 82% ▲

500
Total Average
Number of Passes
FWC average
465 ▲

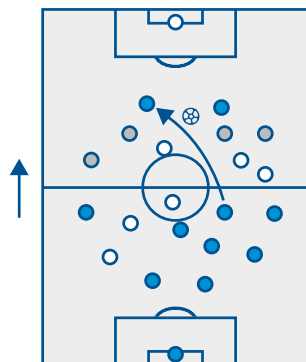
Goalkeeper Passes and Accuracy



Pass Accuracy
FWC average 68% ▲

28
Total Average
Number of Passes
FWC average 28 ▼

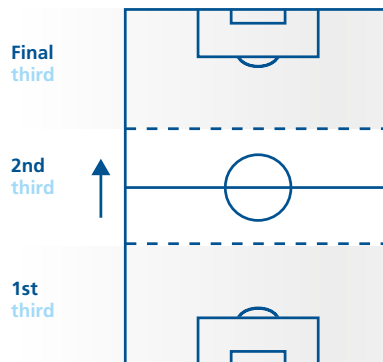
Bypassed Opponents and Defenders



271
Average Bypassed Opponents
FWC average 264 ▲

39
Average Bypassed Defenders
FWC average 33 ▲

Final-Third and Penalty-Area Entries



Final third

35
Average Penalty-Area
Entries FWC average 32 ▲

2nd third

67
Average Final-Third
Entries FWC average 58 ▲

1st third

Total Distance Covered



FWC average
104,662 m ▲

Number of Zone 5 (>25km/h) Activities



FWC
average
330 ▼

Distance Covered Above 20km/h



FWC
average
7,554 m ▼

Distance Covered Above 25km/h



FWC
average
2,026 m ▲



PORTUGAL / UEFA

Previous FIFA World Cup™ Performance
2014 FIFA World Cup™ - Group Stage

2018 FIFA World Cup™
Click On Match To See Highlights

- GROUP STAGE
 - 15 June Portugal 3-3 Spain
 - 20 June Portugal 1-0 Morocco
 - 25 June IR Iran 1-1 Portugal
- ROUND OF 16
 - 30 June Uruguay 2-1 Portugal
- QUARTER-FINAL
- SEMI-FINAL
- FINAL



Head Coach



Fernando Santos (POR)

Technical Staff

- COSTA Joao (Assistant Coach)
- VALE Ilidio (Assistant Coach)
- JUSTINO (Goalkeeper Coach)

2018 FIFA World Cup™ Squad

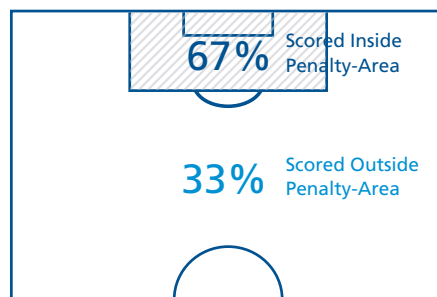
	NUM	NAME	CLUB (COUNTRY)	MINS	G	A	CAPS
GOALKEEPERS	1	RUI PATRÍCIO	Sporting CP (POR)	360	0	0	73
	12	ANTHONY LOPES	Olympique Lyon (FRA)	0	0	0	7
	22	BETO	Goztepe SK (TUR)	0	0	0	14
DEFENDERS	2	BRUNO ALVES	Rangers FC (SCO)	0	0	0	96
	3	PEPE	Besiktas JK (TUR)	360	1	0	99
	5	RAPHAEL GUERREIRO	Borussia Dortmund (GER)	360	0	1	28
	6	JOSE FONTE	Dalian Yifang FC (CHN)	360	0	0	35
	13	RUBEN DIAS	SL Benfica (POR)	0	0	0	1
	15	RICARDO	FC Porto (POR)	90	0	0	5
MIDFIELDERS	19	MARIO RUI	SSC Napoli (ITA)	0	0	0	4
	21	CEDRIC	Southampton FC (ENG)	270	0	0	32
	4	MANUEL FERNANDES	FC Lokomotiv Moscow (RUS)	6	0	0	15
	8	JOAO MOUTINHO	AS Monaco (FRA)	185	0	1	113
	10	JOAO MARIO	West Ham United FC (ENG)	260	0	0	40
	11	BERNARDO SILVA	Manchester City FC (ENG)	238	0	0	29
FORWARDS	14	WILLIAM	Sporting CP (POR)	360	0	0	47
	16	BRUNO FERNANDES	Sporting CP (POR)	88	0	0	8
	23	ADRIEN SILVA	Leicester City FC (ENG)	156	0	1	27
	7	CRISTIANO RONALDO (C)	Real Madrid CF (ESP)	360	4	0	154
	9	ANDRE SILVA	AC Milan (ITA)	115	0	0	25
	17	GONCALO GUEDES	Valencia CF (ESP)	245	0	1	14
	18	GELSON MARTINS	Sporting CP (POR)	31	0	0	19
	20	RICARDO QUARESMA	Besiktas JK (TUR)	116	1	0	80

NUM = Squad Number; = Clean Sheet(s); MINS = Minute(s) Played; G = Goal(s); A = Assist(s); CAPS = Appearance as of 16th July 2018.

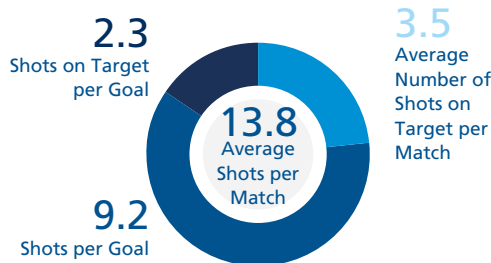
Average Possession



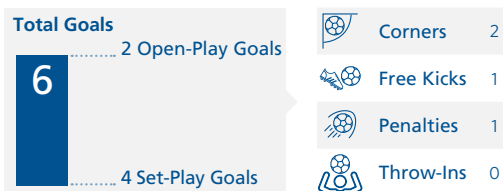
Goal Location



Shots



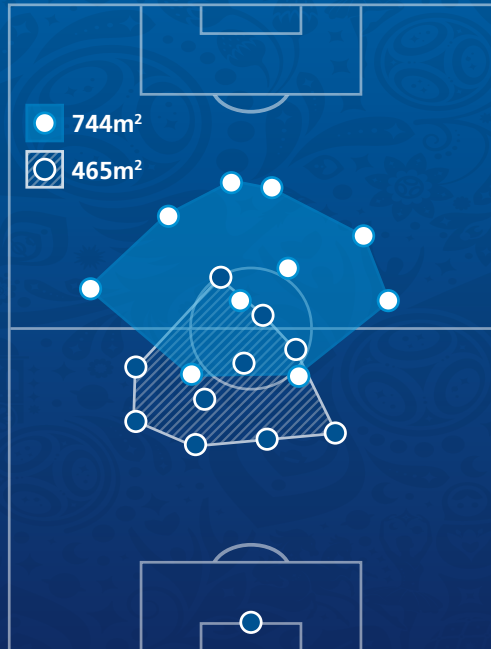
Goals Scored (Including Own Goals)





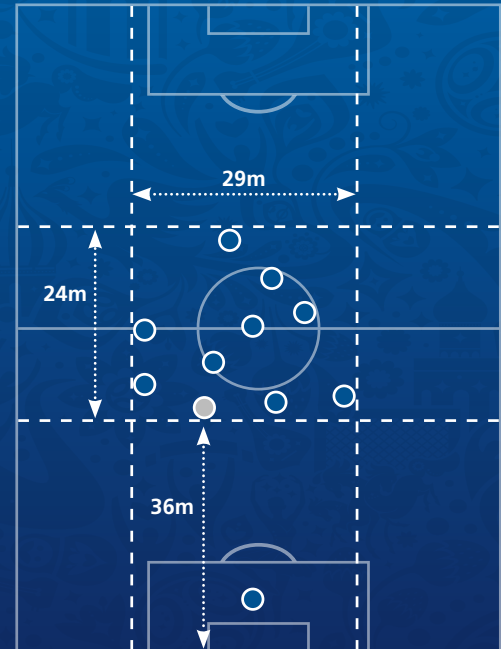
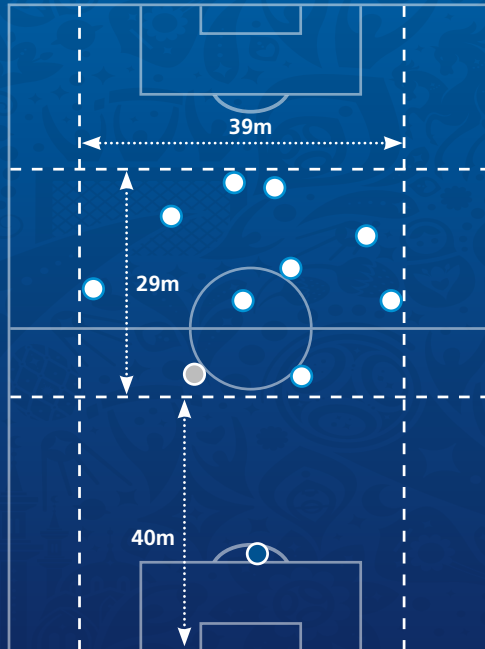
Team Compactness In & Out of Possession

- In Possession
- Out of Possession



Team Width, Team Length & Deepest Defender Line Height

- In Possession
- Out of Possession
- Deepest Defender
- Deepest Defender



(The representation of player positions has been taken from one game. Team compactness, team width, team length & team deepest defender line height represents the team tournament average)

Team Passes and Accuracy



Pass Accuracy
FWC average 82%▲

497
Total Average
Number of Passes
FWC average
465▲

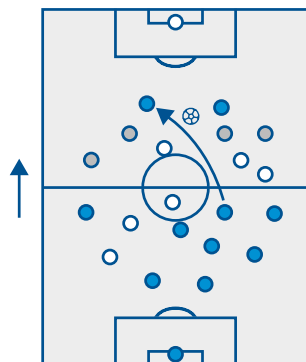
Goalkeeper Passes and Accuracy



Pass Accuracy
FWC average 68%▲

25
Total Average
Number of Passes
FWC average 28▼

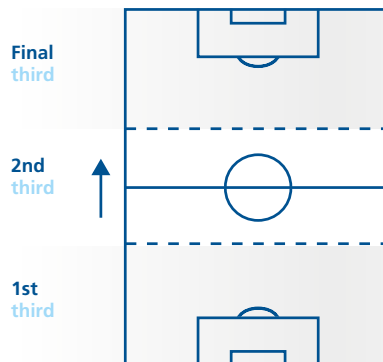
Bypassed Opponents and Defenders



299
Average Bypassed Opponents
FWC average 264▲

33
Average Bypassed Defenders
FWC average 33—

Final-Third and Penalty-Area Entries



32
Average Penalty-Area
Entries FWC average 32—

57
Average Final-Third
Entries FWC average 58▼

Total Distance Covered



FWC average
104,662 m▼

Number of Zone 5 (>25km/h) Activities




FWC
average
330▼

Distance Covered Above 20km/h



FWC
average
7,554 m▼

Distance Covered Above 25km/h



FWC
average
2,026 m▼



RUSSIA / UEFA

Previous FIFA World Cup™ Performance
2014 FIFA World Cup™ - Group Stage

2018 FIFA World Cup™
Click On Match To See Highlights

GROUP STAGE

- 14 June
Russia 5-0 Saudi Arabia
- 19 June
Russia 3-1 Egypt
- 25 June
Uruguay 3-0 Russia

ROUND OF 16

- 1 July
Spain 1-1 Russia (AET)
Russia win on penalties (3-4)

QUARTER-FINAL

- 7 July
Russia 2-2 Croatia (AET)
Croatia win on penalties (3-4)

SEMI-FINAL

FINAL



Head Coach



Stanislav Cherchesov (RUS)

Technical Staff

- ROMASHCHENKO Miroslav (Assistant Coach)
- STAUCE Gintaras (Goalkeeper Coach)
- GRANERO Paulino (Physical Trainer)
- PANIKOV Vladimir (Physical Trainer)

2018 FIFA World Cup™ Squad

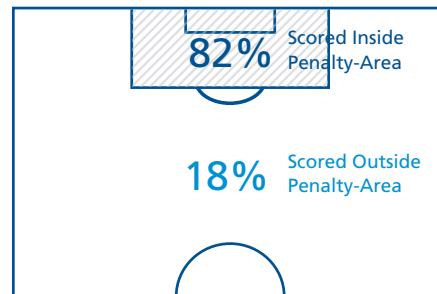
	NUM	NAME	CLUB (COUNTRY)	MINS	G	A	CAPS
GOALKEEPERS	1	AKINFEEV Igor (C)	CSKA Moscow (RUS)	510	0	0	111
	12	LUNEV Andrei	FC Zenit St. Petersburg (RUS)	0	0	0	3
	20	GABULOV Vladimir	Club Brugge KV (BEL)	0	0	0	10
DEFENDERS	2	MARIO FERNANDES	CSKA Moscow (RUS)	472	1	1	10
	3	KUTEPOV Ilya	FC Spartak Moscow (RUS)	510	0	1	12
	4	IGNASHEVICH Sergey	CSKA Moscow (RUS)	510	0	0	127
	5	SEMENOV Andrey	FC Akhmat Grozny (RUS)	0	0	0	6
	13	KUDRIASHOV Fedor	FC Rubin Kazan (RUS)	334	0	0	23
MIDFIELDERS	14	GRANAT Vladimir	FC Rubin Kazan (RUS)	75	0	0	13
	23	SMOLNIKOV Igor	FC Zenit St. Petersburg (RUS)	36	0	0	28
	6	CHERYSHEV Denis	Villarreal CF (ESP)	304	4	0	16
	7	KUZIAEV Daler	FC Zenit St. Petersburg (RUS)	304	0	0	11
	8	GAZINSKY Iury	FC Krasnodar (RUS)	266	1	0	10
	9	DZAGOEV Alan	CSKA Moscow (RUS)	42	0	1	59
	11	ZOBNIN Roman	FC Spartak Moscow (RUS)	510	0	1	17
	15	MIRANCHUK Alexey	FC Lokomotiv Moscow (RUS)	60	0	0	19
FORWARDS	16	MIRANCHUK Anton	FC Lokomotiv Moscow (RUS)	0	0	0	6
	17	GOLOVIN Aleksandr	CSKA Moscow (RUS)	402	1	2	23
	18	ZHIRKOV Yury	FC Zenit St. Petersburg (RUS)	221	0	0	87
	19	SAMEDOV Alexander	FC Spartak Moscow (RUS)	359	0	0	53
	21	EROKHIN Aleksandr	FC Zenit St. Petersburg (RUS)	89	0	0	19
	22	DZYUBA Artem	FC Arsenal Tula (RUS)	333	3	2	28

NUM = Squad Number; = Clean Sheet(s); MINS = Minute(s) Played; G = Goal(s); A = Assist(s); CAPS = Appearance as of 16th July 2018.

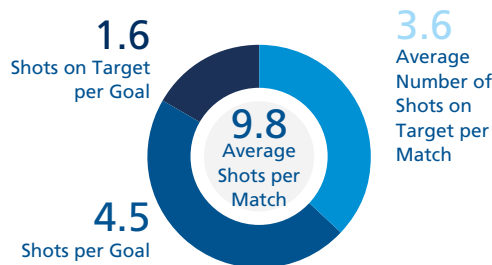
Average Possession

38%

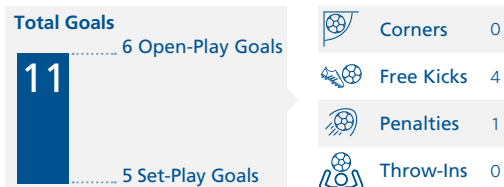
Goal Location



Shots



Goals Scored (Including Own Goals)





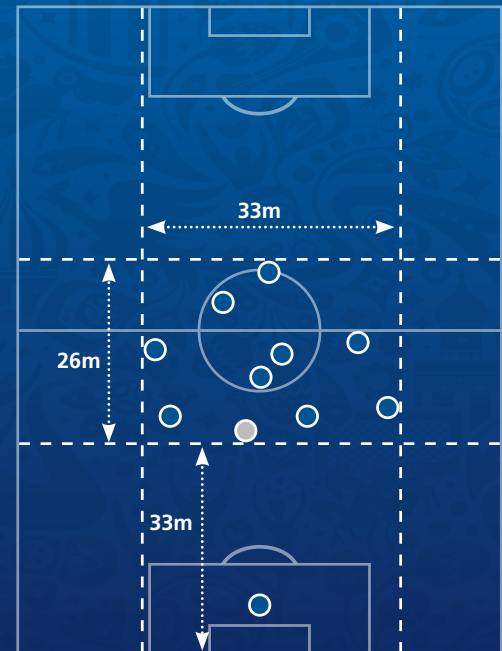
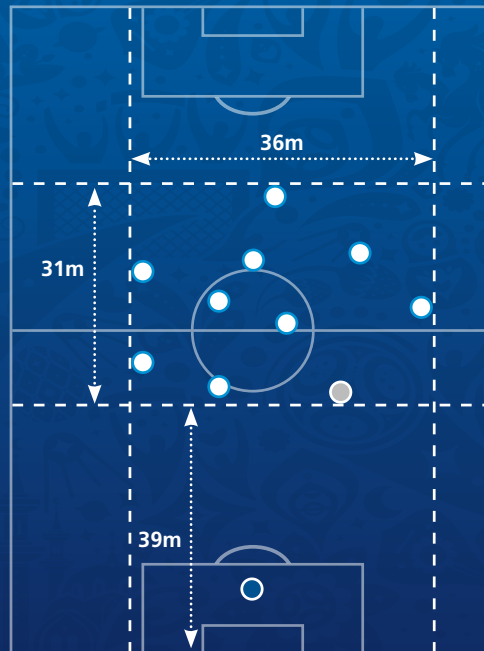
Team Compactness In & Out of Possession

- In Possession
- Out of Possession



Team Width, Team Length & Deepest Defender Line Height

- In Possession
- Out of Possession
- Deepest Defender
- Deepest Defender



(The representation of player positions has been taken from one game. Team compactness, team width, team length & team deepest defender line height represents the team tournament average)

Team Passes and Accuracy



Pass Accuracy
FWC average 82% ▼

352
Total Average
Number of Passes
FWC average
465 ▼

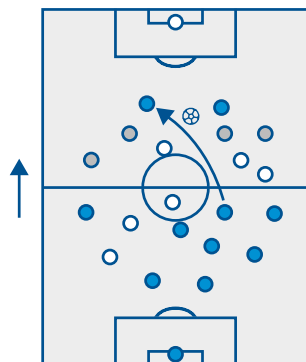
Goalkeeper Passes and Accuracy



Pass Accuracy
FWC average 68% ▼

26
Total Average
Number of Passes
FWC average 28 ▼

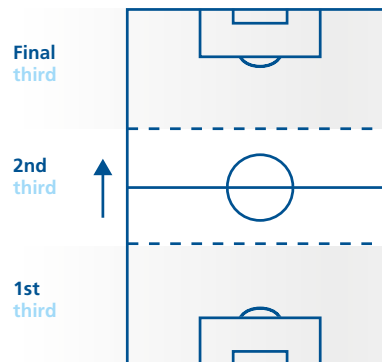
Bypassed Opponents and Defenders



224
Average Bypassed Opponents
FWC average 264 ▼

35
Average Bypassed Defenders
FWC average 33 ▲

Final-Third and Penalty-Area Entries



31
Average Penalty-Area
Entries FWC average 32 ▼

62
Average Final-Third
Entries FWC average 58 ▲

Total Distance Covered



FWC average
104,662 m ▲

Number of Zone 5 (>25km/h) Activities



FWC
average
330 ▲

Distance Covered Above 20km/h



FWC
average
7,554 m ▲

Distance Covered Above 25km/h



FWC
average
2,026 m ▲



SAUDI ARABIA / AFC

Previous FIFA World Cup™ Performance
2006 FIFA World Cup™ - Group Stage

2018 FIFA World Cup™
Click On Match To See Highlights

- GROUP STAGE
 - 14 June
Russia 5-0 Saudi Arabia
 - 20 June
Uruguay 1-0 Saudi Arabia
 - 25 June
Saudi Arabia 2-1 Egypt
- ROUND OF 16
- QUARTER-FINAL
- SEMI-FINAL
- FINAL



Head Coach
Juan Antonio Pizzi (ESP)

Technical Staff

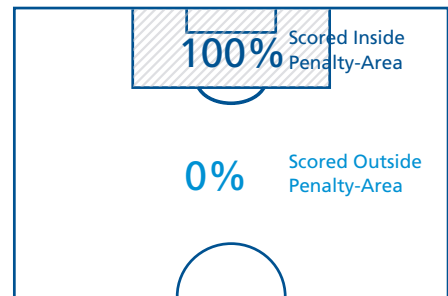
- CARLEN Rolando (Assistant Coach)
- CORREA Felipe (Assistant Coach)
- FLEITAS Emiliano (Assistant Coach)
- PIZZI Nicolas Antonio (Assistant Coach)
- SUAREZ Manuel (Assistant Coach)
- HOEK Frans (Goalkeeper Coach)
- RICHINO Alejandro (Physical Trainer)

2018 FIFA World Cup™ Squad

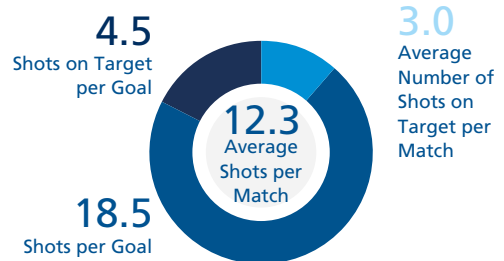
	NUM	NAME	CLUB (COUNTRY)	MINS	G	A	CAPS
GOALKEEPERS	1	ABDULLAH ALMUIAIOUF	Al Hilal SFC (KSA)	90	0	0	9
	21	YASSER ALMOSAILEM	Al Ahli SC (KSA)	90	0	0	33
	22	MOHAMMED ALLOWAIS	Al Ahli SC (KSA)	90	0	0	7
DEFENDERS	2	MANSOUR ALHARBI	Al Ahli SC (KSA)	0	0	0	39
	3	OSAMA HAWSAWI (C)	Al Hilal SFC (KSA)	270	0	0	138
	4	ALI ALBULAYHI	Al Hilal SFC (KSA)	90	0	0	5
	5	OMAR HAWSAWI	Al Nassr FC (KSA)	90	0	0	41
	6	MOHAMMED ALBURAYK	Al Hilal SFC (KSA)	270	0	0	12
	13	YASSER ALSHAHRANI	Al Hilal SFC (KSA)	270	0	0	38
MIDFIELDERS	23	MOTAZ HAWSAWI	Al Ahli SC (KSA)	90	0	0	17
	7	SALMAN ALFARAJ	Al Hilal SFC (KSA)	270	1	0	42
	8	YAHIA ALSHEHRI	CD Leganés (ESP)	83	0	0	58
	9	HATAN BAHBRI	Al Shabab FC (KSA)	158	0	0	8
	11	ABDULMALEK ALKHAIBRI	Al Hilal SFC (KSA)	0	0	0	33
	12	MOHAMED KANNO	Al Hilal SFC (KSA)	15	0	0	7
FORWARDS	14	ABDULLAH OTAYF	Al Hilal SFC (KSA)	244	0	1	16
	15	ABDULLAH ALKHAIBARI	Al Shabab FC (KSA)	0	0	0	5
	16	HUSSAIN ALMOQAHWI	Al Ahli SC (KSA)	136	0	0	18
	17	TAISEER ALJASSAM	Al Ahli SC (KSA)	134	0	0	134
	18	SALEM ALDAWSARI	Villarreal CF (ESP)	270	1	0	34
	20	MUHANNAD ASIRI	Al Ahli SC (KSA)	30	0	0	19

NUM = Squad Number; = Clean Sheet(s); MINS = Minute(s) Played; G = Goal(s); A = Assist(s); CAPS = Appearance as of 16th July 2018.

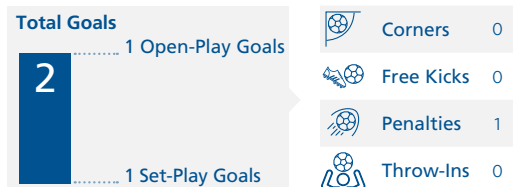
Goal Location



Shots



Goals Scored (Including Own Goals)

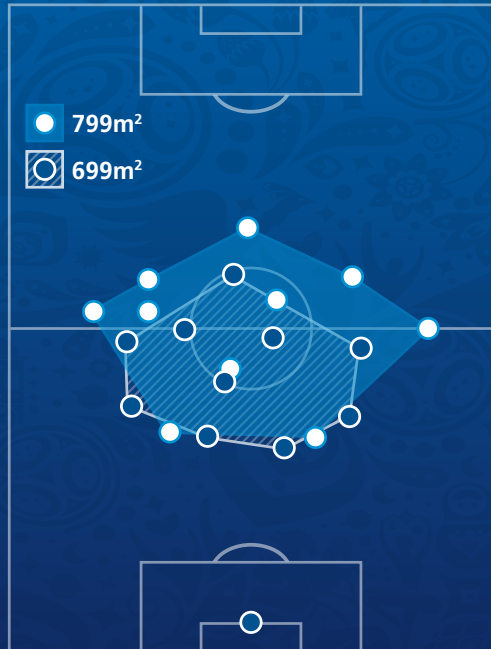


Average Possession

58%

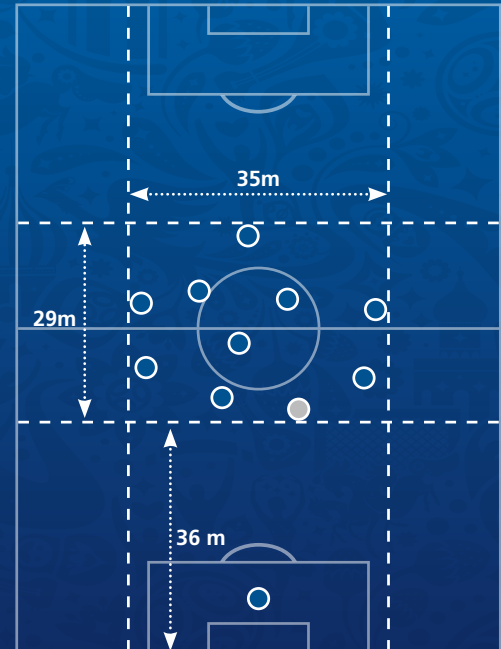
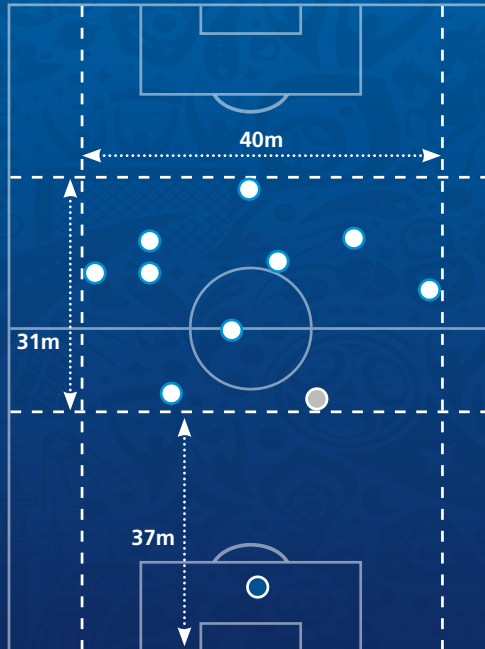
Team Compactness In & Out of Possession

- In Possession
- Out of Possession



Team Width, Team Length & Deepest Defender Line Height

- In Possession
- Out of Possession
- Deepest Defender
- Deepest Defender



(The representation of player positions has been taken from one game. Team compactness, team width, team length & team deepest defender line height represents the team tournament average)

Team Passes and Accuracy



Pass Accuracy
FWC average 82%▲

613
Total Average
Number of Passes
FWC average
465▲

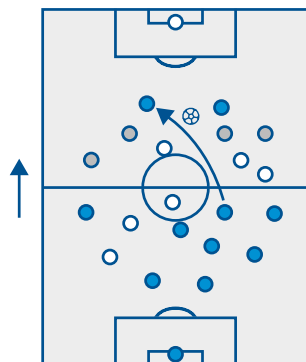
Goalkeeper Passes and Accuracy



Pass Accuracy
FWC average 68%▲

26
Total Average
Number of Passes
FWC average 28▼

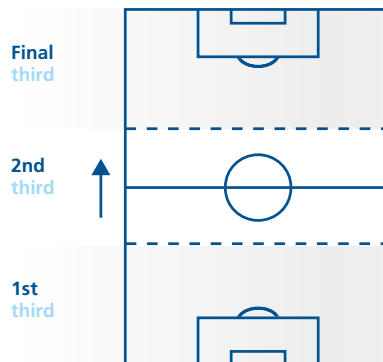
Bypassed Opponents and Defenders



302
Average Bypassed Opponents
FWC average 264▲

22
Average Bypassed Defenders
FWC average 33▼

Final-Third and Penalty-Area Entries



29
Average Penalty-Area
Entries FWC average 32▼

61
Average Final-Third
Entries FWC average 58▲

Total Distance Covered



FWC average
104,662 m▼

Number of Zone 5 (>25km/h) Activities



FWC
average
330▲

Distance Covered Above 20km/h



FWC
average
7,554 m▲

Distance Covered Above 25km/h



FWC
average
2,026 m▲



SENEGAL / CAF

Previous FIFA World Cup™ Performance
2002 FIFA World Cup™ - Quarter-Finals

2018 FIFA World Cup™
Click On Match To See Highlights

- GROUP STAGE
 - 19 June Poland 1-2 Senegal
 - 24 June Japan 2-2 Senegal
 - 28 June Senegal 0-1 Colombia
- ROUND OF 16
- QUARTER-FINAL
- SEMI-FINAL
- FINAL



Head Coach



Aliou Cissé (SEN)

Technical Staff

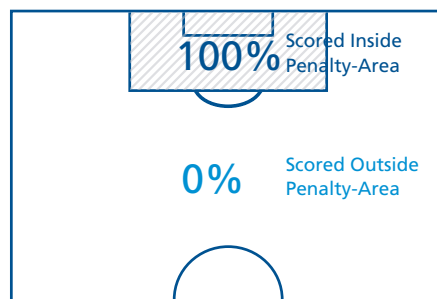
- BOGAERT Regis (Assistant Coach)
- DAF Omar (Assistant Coach)
- SYLVA Tony (Goalkeeper Coach)
- PELLERIN Teddy (Physical Trainer)

2018 FIFA World Cup™ Squad

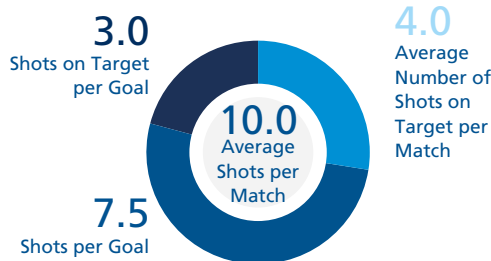
	NUM	NAME	CLUB (COUNTRY)	MINS	G	A	CAPS
GOALKEEPERS	1	DIALLO Abdoulaye	Stade Rennais FC (FRA)	0	0	0	16
	16	NDIAYE Khadim	Horoya AC (GUI)	270	0	0	45
	23	GOMIS Alfred	SPAL Ferrara (ITA)	0	0	0	5
DEFENDERS	2	MBENGUE Adama	SM Caen (FRA)	0	0	0	3
	3	KOULIBALY Kalidou	SSC Napoli (ITA)	270	0	0	29
	4	MBODJI Kara	RSC Anderlecht (BEL)	0	0	0	43
	12	SABALY Youssouf	FC Girondins Bordeaux (FRA)	254	0	0	9
	21	GASSAMA Lamine	Adanaspor (TUR)	90	0	0	40
MIDFIELDERS	22	WAGUE Moussa	KAS Eupen (BEL)	196	1	0	10
	5	GUEYE Idrissa Gana	Everton FC (ENG)	270	0	0	58
	6	SANE Salif	Hannover 96 (GER)	270	0	0	21
	8	KOUYATE Cheikhou (C)	West Ham United FC (ENG)	118	0	0	51
	11	NDOYE Cheikh	Birmingham City FC (ENG)	37	0	0	29
	13	NDIAYE Alfred	Wolverhampton Wanderers FC (ENG)	152	0	0	18
	17	NDIAYE Pape Alioune	Stoke City FC (ENG)	81	0	0	17
FORWARDS	7	SOW Moussa	Bursaspor (TUR)	0	0	0	46
	9	DIOUF Mame	Stoke City FC (ENG)	66	0	0	46
	10	MANE Sadio (C)	Liverpool FC (ENG)	270	1	0	55
	14	KONATE Moussa	Amiens SC (FRA)	25	0	0	28
	15	SAKHO Diafra	Stade Rennais FC (FRA)	4	0	0	12
	18	SARR Ismaïla	Stade Rennais FC (FRA)	270	0	0	16
	19	NIANG Mbaye	Torino FC (ITA)	247	1	1	11
	20	BALDE Keita	AS Monaco (FRA)	80	0	0	19

NUM = Squad Number; Clean Sheet(s); MINS = Minute(s) Played; G = Goal(s); A = Assist(s); CAPS = Appearance as of 16th July 2018.

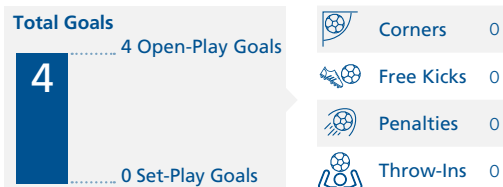
Goal Location



Shots



Goals Scored (Including Own Goals)



Average Possession

44%



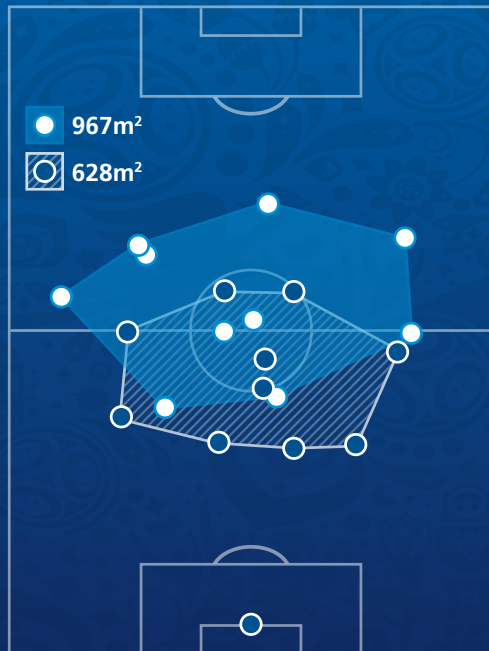
SENEGAL / CAF

Team Shape Data Explanation

Team Positional Insights

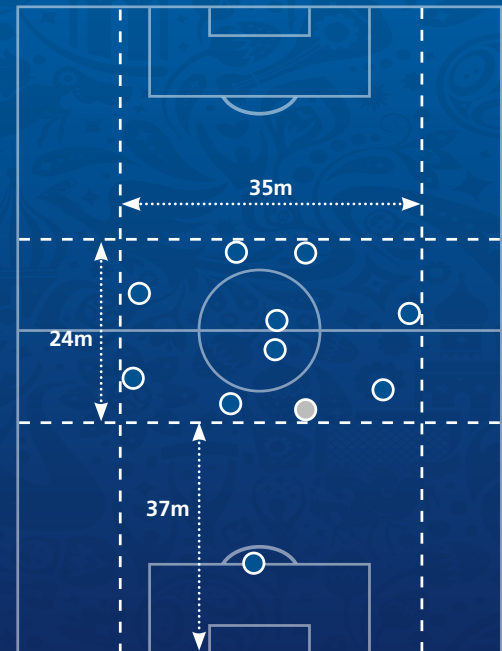
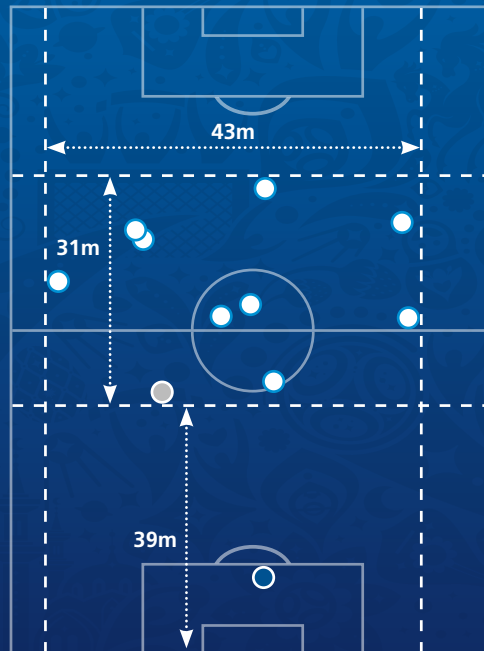
Team Compactness In & Out of Possession

- In Possession
- Out of Possession



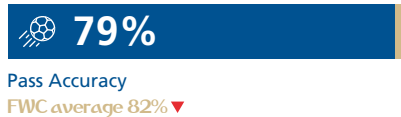
Team Width, Team Length & Deepest Defender Line Height

- In Possession
- Out of Possession
- Deepest Defender
- Deepest Defender



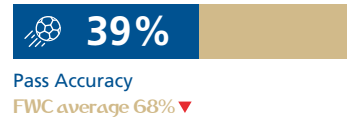
(The representation of player positions has been taken from one game. Team compactness, team width, team length & team deepest defender line height represents the team tournament average)

Team Passes and Accuracy



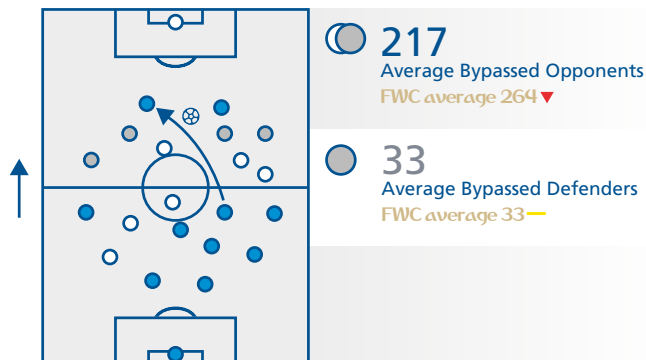
344
Total Average
Number of Passes
FWC average
465 ▼

Goalkeeper Passes and Accuracy

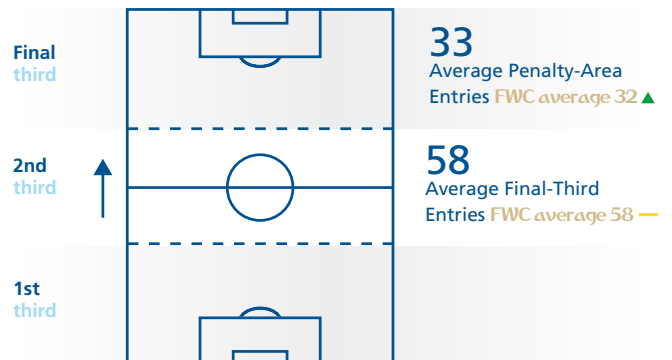


24
Total Average
Number of Passes
FWC average 28 ▼

Bypassed Opponents and Defenders



Final-Third and Penalty-Area Entries



Total Distance Covered



Number of Zone 5 (>25km/h) Activities



Distance Covered Above 20km/h



Distance Covered Above 25km/h





SERBIA / UEFA

Previous FIFA World Cup™ Performance
2010 FIFA World Cup™ - Group Stage

2018 FIFA World Cup™
Click On Match To See Highlights

- GROUP STAGE
 - 17 June
Costa Rica 0-1 Serbia
 - 22 June
Serbia 1-2 Switzerland
 - 27 June
Serbia 0-2 Brazil
- ROUND OF 16
- QUARTER-FINAL
- SEMI-FINAL
- FINAL



Head Coach



Mladen Krstajić (SRB)

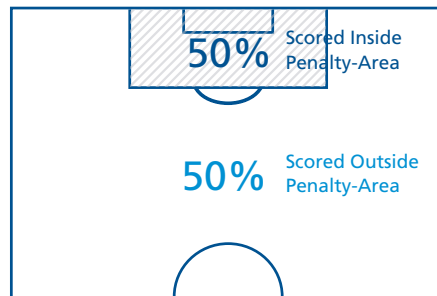
- Technical Staff**
- MILINCIC Nemanja (Assistant Coach)
 - OBRADOVIC Milan (Assistant Coach)
 - RANKOVIC Ljubisa (Assistant Coach)
 - RASTAVAC Milan (Assistant Coach)
 - JOVSIC Nemanja (Goalkeeper Coach)
 - STOJANOVIC Marko (Physical Trainer)

2018 FIFA World Cup™ Squad

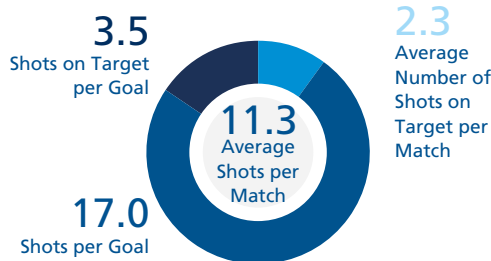
	NUM	NAME	CLUB (COUNTRY)	MINS	G	A	CAPS
GOALKEEPERS	1	STOKIČIĆ Vladimir	FK Partizan (SRB)	270	0	0	84
	12	RAJKOVIĆ Predrag	Maccabi Tel-Aviv FC (ISR)	0	0	0	8
	23	DMITROVIĆ Marko	SD Eibar (ESP)	0	0	0	2
DEFENDERS	2	RUKAVINA Antonio	Villarreal CF (ESP)	97	0	0	49
	3	TOSIĆ Duško	Besiktas JK (TUR)	180	0	0	26
	5	SPAJIĆ Uros	RSC Anderlecht (BEL)	0	0	0	5
	6	IVANOVIĆ Branislav	FC Zenit St. Petersburg (RUS)	180	0	0	105
	11	KOLAROV Aleksandar (C)	AS Roma (ITA)	270	1	0	79
	13	VELJKOVIĆ Milos	SV Werder Bremen (GER)	90	0	0	3
MIDFIELDERS	14	RODIĆ Milan	FK Crvena Zvezda (SRB)	0	0	0	1
	15	MILENKOVIĆ Nikola	ACF Fiorentina (ITA)	270	0	0	6
	4	MILIVOJEVIĆ Luka	Crystal Palace FC (ENG)	171	0	0	30
	7	ZIVKOVIĆ Andrija	SL Benfica (POR)	15	0	0	11
	10	TADIĆ Dusan	Southampton FC (ENG)	263	0	1	56
	16	GRUJIĆ Marko	Cardiff City FC (WAL)	0	0	0	7
	17	KOSTIĆ Filip	Hamburger SV (GER)	166	0	0	26
	20	MILINKOVIĆ-SAVIĆ Sergej	SS Lazio (ITA)	270	0	0	7
FORWARDS	21	MATIĆ Nemanja	Manchester United FC (ENG)	270	0	0	43
	22	LIAJIĆ Adem	Torino FC (ITA)	171	0	0	33
	8	PRIJOVIĆ Aleksandar	PAOK FC (GRE)	1	0	0	10
	9	MITROVIĆ Aleksandar	Fulham FC (ENG)	268	1	0	41
	18	RADONJIĆ Nemanja	FK Crvena Zvezda (SRB)	17	0	0	5
19	JOVIĆ Luka	Eintracht Frankfurt (GER)	1	0	0	2	

NUM = Squad Number; = Clean Sheet(s); MINS = Minute(s) Played; G = Goal(s); A = Assist(s); CAPS = Appearance as of 16th July 2018.

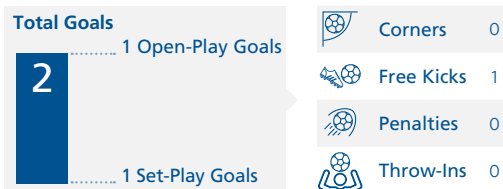
Goal Location




Shots



Goals Scored (Including Own Goals)



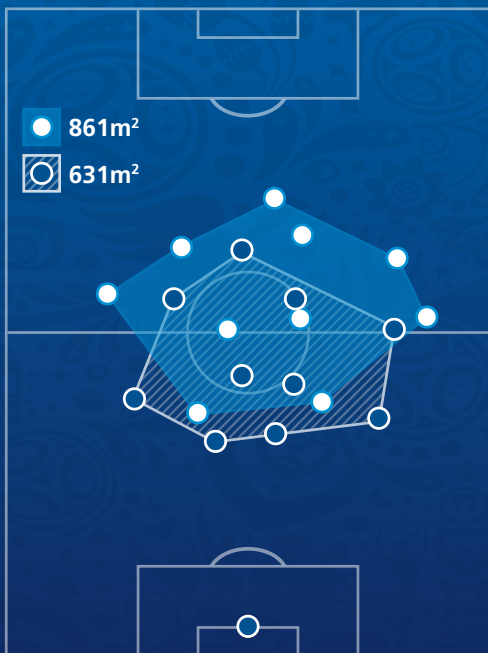
Average Possession





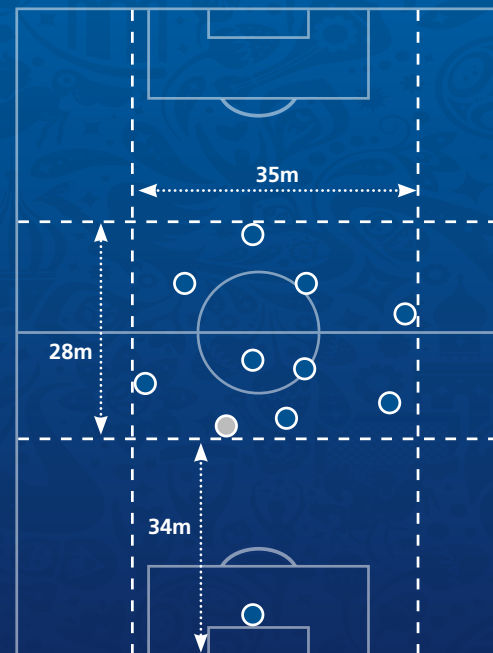
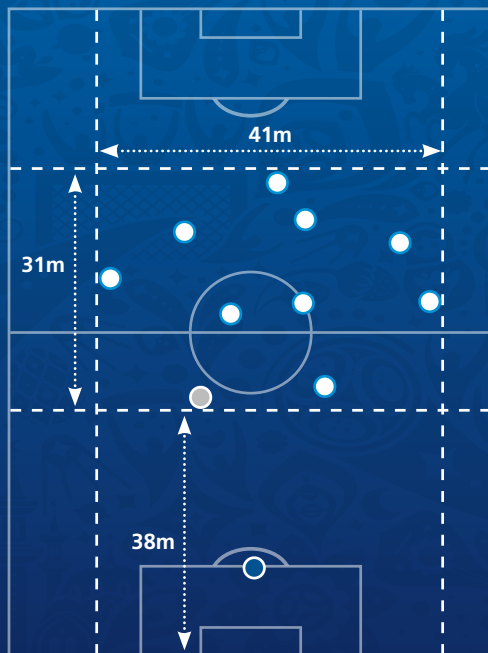
Team Compactness In & Out of Possession

- In Possession
- Out of Possession



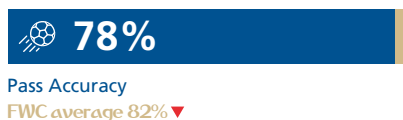
Team Width, Team Length & Deepest Defender Line Height

- In Possession
- Out of Possession
- Deepest Defender
- Deepest Defender



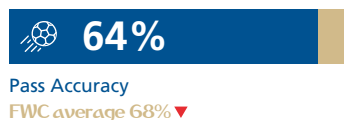
(The representation of player positions has been taken from one game. Team compactness, team width, team length & team deepest defender line height represents the team tournament average)

Team Passes and Accuracy



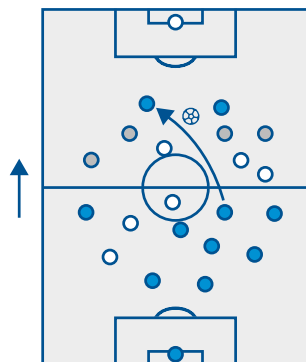
408
Total Average
Number of Passes
FWC average
465 ▼

Goalkeeper Passes and Accuracy



26
Total Average
Number of Passes
FWC average 28 ▼

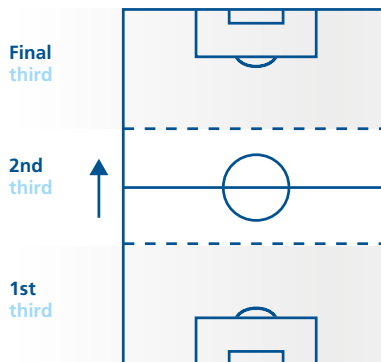
Bypassed Opponents and Defenders



257
Average Bypassed Opponents
FWC average 264 ▼

35
Average Bypassed Defenders
FWC average 33 ▲

Final-Third and Penalty-Area Entries



36
Average Penalty-Area
Entries FWC average 32 ▲

59
Average Final-Third
Entries FWC average 58 ▲

Total Distance Covered



Number of Zone 5 (>25km/h) Activities



Distance Covered Above 20km/h



Distance Covered Above 25km/h





SPAIN / UEFA

Previous FIFA World Cup™ Performance
2014 FIFA World Cup™ - Group Stage

2018 FIFA World Cup™
Click On Match To See Highlights

- GROUP STAGE
 - 15 June Portugal 3-3 Spain
 - 20 June IR Iran 0-1 Spain
 - 25 June Spain 2-2 Morocco
- ROUND OF 16
 - 1 July Spain 1-1 Russia (AET)
Russia win on penalties (3-4)
- QUARTER-FINAL
- SEMI-FINAL
- FINAL



Head Coach

Fernando Hierro (ESP)

Technical Staff
CALERO Julian (Assistant Coach)
OCHOTORENA Jose (Goalkeeper Coach)
MARTINEZ Juan Carlos (Physical Trainer)

2018 FIFA World Cup™ Squad

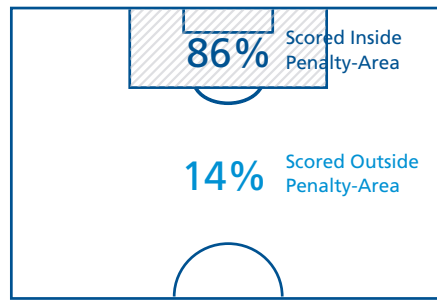
	NUM	NAME	CLUB (COUNTRY)	MINS	G	A	CAPS
GOALKEEPERS	1	DE GEA David	Manchester United FC (ENG)	390	0	0	33
	13	ARRIZABALAGA Kepa	Athletic Bilbao (ESP)	0	0	0	1
	23	REINA Pepe	SSC Napoli (ITA)	0	0	0	36
DEFENDERS	2	CARVAJAL Daniel	Real Madrid CF (ESP)	230	0	1	18
	3	PIQUE Gerard	FC Barcelona (ESP)	390	0	0	102
	4	NACHO	Real Madrid CF (ESP)	160	1	0	19
	12	ODRIOZOLA Alvaro	Real Sociedad (ESP)	0	0	0	4
	14	AZPILICUETA Cesar	Chelsea FC (ENG)	0	0	0	22
	15	RAMOS Sergio (C)	Real Madrid CF (ESP)	390	0	0	156
	16	MONREAL Nacio	Arsenal FC (ENG)	0	0	0	22
MIDFIELDERS	18	ALBA Jordi	FC Barcelona (ESP)	390	0	0	66
	5	BUSQUETS Sergio	FC Barcelona (ESP)	390	0	1	107
	6	INIESTA Andres	FC Barcelona (ESP)	284	0	1	131
	7	SAUL	Atletico Madrid (ESP)	0	0	0	10
	8	KOKE	Atletico Madrid (ESP)	229	0	0	43
FORWARDS	10	THIAGO	FC Bayern München (GER)	94	0	0	31
	20	ASENSIO Marco	Real Madrid CF (ESP)	131	0	0	15
	22	ISCO	Real Madrid CF (ESP)	390	1	0	32
	9	RODRIGO	Valencia CF (ESP)	23	0	0	9
	11	VAZQUEZ Lucas	Real Madrid CF (ESP)	83	0	0	9
	17	ASPAS Iago	Celta Vigo (ESP)	69	1	0	13
	19	COSTA Diego	Atletico Madrid (ESP)	320	3	0	24
	21	SILVA David	Manchester City FC (ENG)	327	0	0	125

NUM = Squad Number; = Clean Sheet(s); MINS = Minute(s) Played; G = Goal(s); A = Assist(s); CAPS = Appearance as of 16th July 2018.

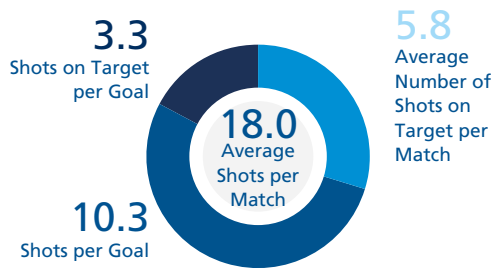
Average Possession



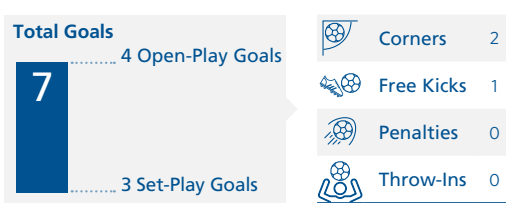
Goal Location



Shots



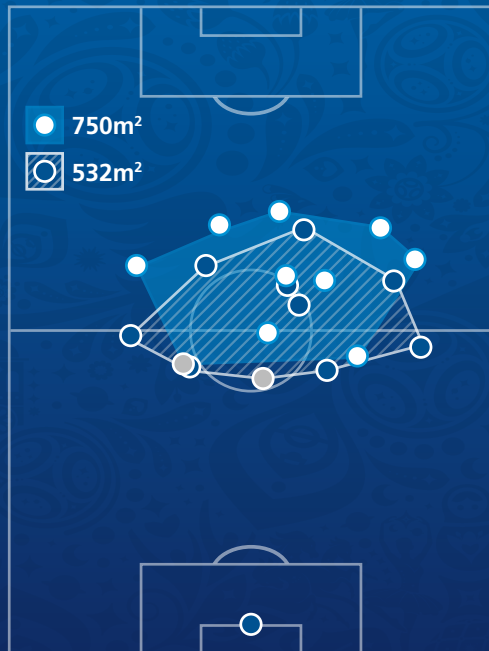
Goals Scored (Including Own Goals)





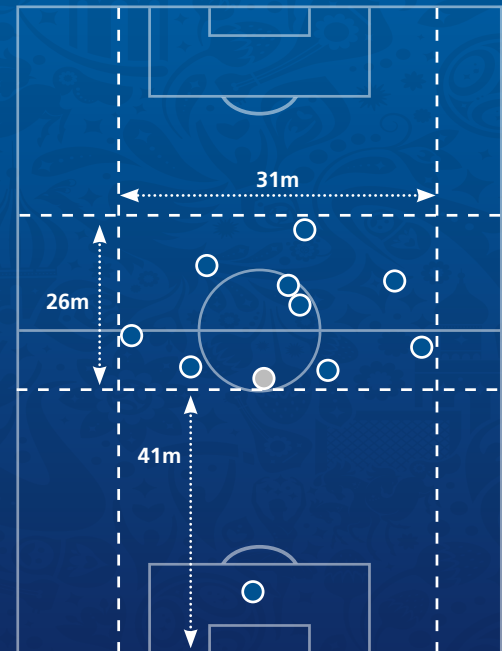
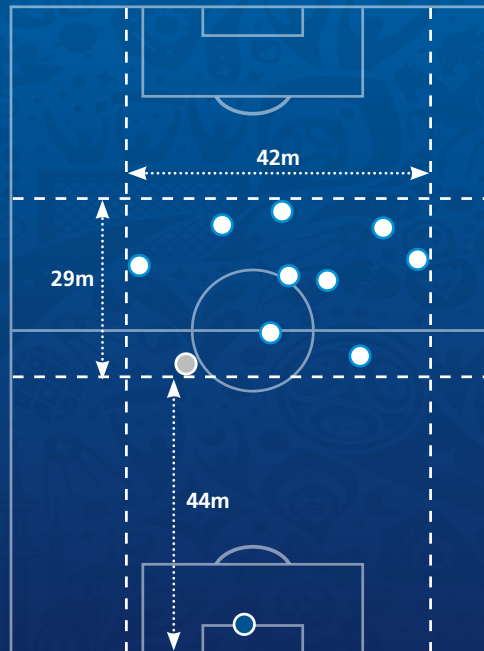
Team Compactness In & Out of Possession

- In Possession
- Out of Possession



Team Width, Team Length & Deepest Defender Line Height

- In Possession
- Out of Possession
- Deepest Defender
- Deepest Defender



(The representation of player positions has been taken from one game. Team compactness, team width, team length & team deepest defender line height represents the team tournament average)

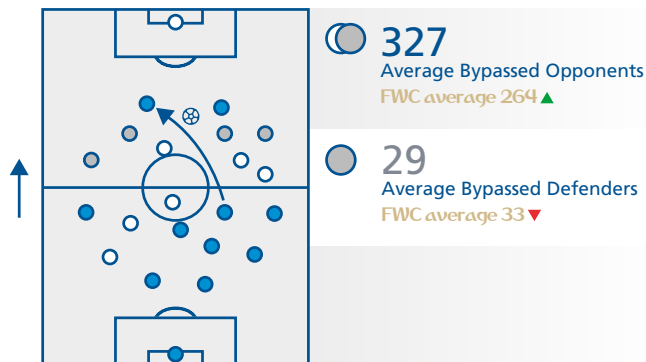
Team Passes and Accuracy




Goalkeeper Passes and Accuracy



Bypassed Opponents and Defenders



Final-Third and Penalty-Area Entries



Total Distance Covered



Number of Zone 5 (>25km/h) Activities



Distance Covered Above 20km/h



Distance Covered Above 25km/h





SWEDEN / UEFA

Previous FIFA World Cup™ Performance
2006 FIFA World Cup™ - Round of 16

2018 FIFA World Cup™
Click On Match To See Highlights

GROUP STAGE

18 June
Sweden 1-0 Korea Republic
23 June
Germany 2-1 Sweden
27 June
Mexico 0-3 Sweden

ROUND OF 16

3 July
Sweden 1-0 Switzerland

QUARTER-FINAL

SEMI-FINAL

FINAL

TOIVONEN (20), BERG (9), FORSBERG (10), EKDAL (8), LARSSON (7), CLAESSION (17), AUGUSTINSSON (6), GRANQVIST (4), LINDELÖF (3), KRAFTH (16), OLSEN (1)

Head Coach



Janne Andersson (SWE)

Technical Staff

VETTERGREN Peter (Assistant Coach)
ELFVENDAL Maths (Goalkeeper Coach)
BALSOM Paul (Physical Trainer)

2018 FIFA World Cup™ Squad

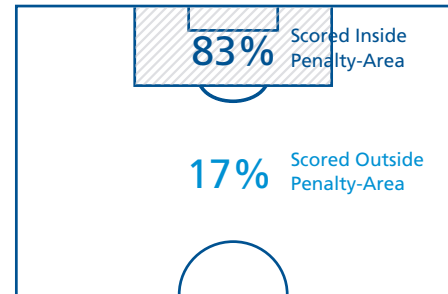
	NUM	NAME	CLUB (COUNTRY)	MINS	G	A	CAPS
GOALKEEPERS	1	OLSEN Robin	FC Kobenhavn (DEN)	450	0	0	23
	12	JOHNSSON Karl-Johan	EA Guingamp (FRA)	0	0	0	5
	23	NORDFELDT Kristoffer	Swansea City AFC (WAL)	0	0	0	8
DEFENDERS	2	LUSTIG Mikael	Celtic FC (SCO)	352	0	0	70
	3	LINDELÖF Victor	Manchester United FC (ENG)	360	0	0	25
	4	GRANQVIST Andreas (C)	FC Krasnodar (RUS)	450	2	0	77
	5	OLSSON Martin	Swansea City AFC (WAL)	33	0	0	45
	6	AUGUSTINSSON Ludwig	SV Werder Bremen (GER)	450	1	0	20
	14	HELANDER Filip	Bologna FC (ITA)	0	0	0	4
MIDFIELDERS	16	KRAFTH Emil	Bologna FC (ITA)	93	0	0	15
	18	JANSSON Pontus	Leeds United FC (ENG)	95	0	0	17
	7	LARSSON Sebastian	Hull City FC (ENG)	318	0	0	104
	8	EKDAL Albin	Hamburger SV (GER)	421	0	0	39
	10	FORSBERG Emil	RB Leipzig (GER)	417	1	0	41
	13	SVENSSON Gustav	Seattle Sounders FC (USA)	132	0	0	16
	15	HILJEMARK Oscar	Genoa CFC (ITA)	29	0	0	24
FORWARDS	17	CLAESSION Viktor	FC Krasnodar (RUS)	434	0	2	27
	19	ROHDEN Marcus	FC Crotona (ITA)	0	0	0	12
	21	DURMAZ Jimmy	Toulouse FC (FRA)	16	0	0	46
	9	BERG Markus	Al Ain FC (UAE)	426	0	0	62
	11	GUIDETTI John	Deportivo Alavés (ESP)	37	0	0	22
20	TOIVONEN Ola	Toulouse FC (FRA)	400	1	1	64	
22	THELIN Isaac Kiese	KV Waasland-Beveren (BEL)	37	0	0	24	

NUM = Squad Number; 🧤 = Clean Sheet(s); MINS = Minute(s) Played; G = Goal(s); A = Assist(s); CAPS = Appearance as of 16th July 2018.

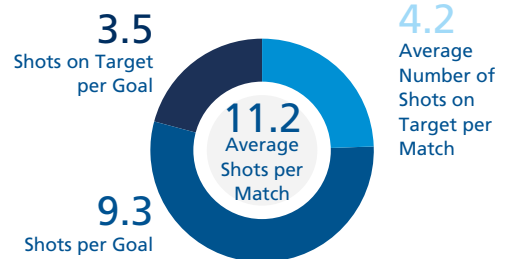
Average Possession

39%

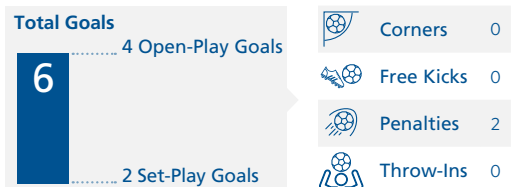
Goal Location



Shots



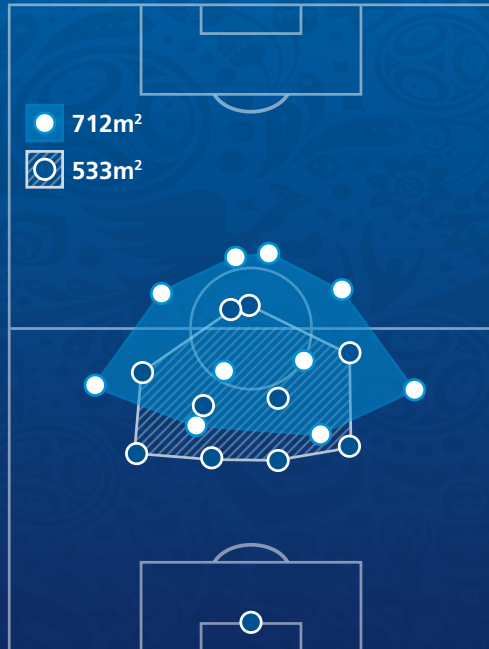
Goals Scored (Including Own Goals)





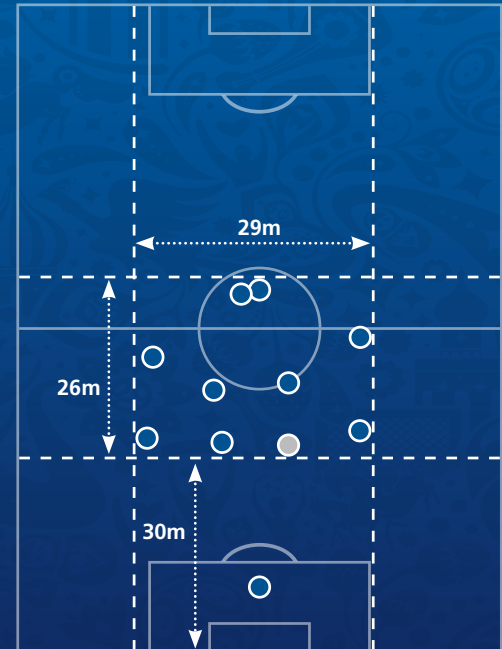
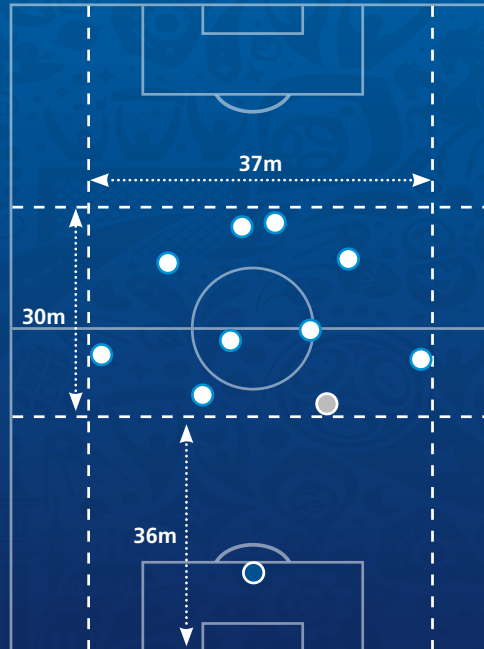
Team Compactness In & Out of Possession

- In Possession
- Out of Possession



Team Width, Team Length & Deepest Defender Line Height

- In Possession
- Out of Possession
- Deepest Defender
- Deepest Defender



(The representation of player positions has been taken from one game. Team compactness, team width, team length & team deepest defender line height represents the team tournament average)

Team Passes and Accuracy



Pass Accuracy
FWC average 82% ▼

325
Total Average
Number of Passes
FWC average
465 ▼

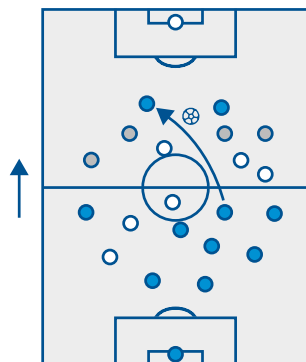
Goalkeeper Passes and Accuracy



Pass Accuracy
FWC average 68% ▼

27
Total Average
Number of Passes
FWC average 28 ▼

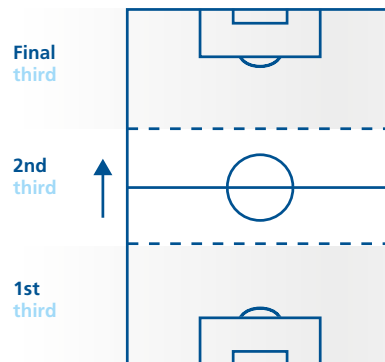
Bypassed Opponents and Defenders



195
Average Bypassed Opponents
FWC average 264 ▼

36
Average Bypassed Defenders
FWC average 33 ▲

Final-Third and Penalty-Area Entries



Final third

29
Average Penalty-Area
Entries FWC average 32 ▼

2nd third

50
Average Final-Third
Entries FWC average 58 ▼

1st third

Total Distance Covered



FWC average
104,662 m ▲

Number of Zone 5 (>25km/h) Activities



FWC
average
330 ▼

Distance Covered Above 20km/h



FWC
average
7,554 m ▼

Distance Covered Above 25km/h



FWC
average
2,026 m ▼



SWITZERLAND / UEFA

Previous FIFA World Cup™ Performance
2014 FIFA World Cup™ - Round of 16

2018 FIFA World Cup™
Click On Match To See Highlights

GROUP STAGE
17 June
Brazil 1-1 Switzerland
22 June
Serbia 1-2 Switzerland
27 June
Switzerland 2-2 Costa Rica

ROUND OF 16
3 July
Sweden 1-0 Switzerland

QUARTER-FINAL
-

SEMI-FINAL
-

FINAL
-



Head Coach



Vladimir Petković (SUI)

Technical Staff

MANICONE Antonio (Assistant Coach)
FOLETTI Patrick (Goalkeeper Coach)
RIEDWYL Oliver (Physical Trainer)

2018 FIFA World Cup™ Squad

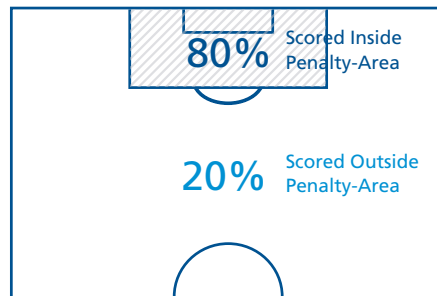
	NUM	NAME	CLUB (COUNTRY)	MINS	G	A	CAPS
GOALKEEPERS	1	SOMMER Yann	VfL Borussia Mönchengladbach (GER)	360	0	0	39
	12	MVOGO Yvon	RB Leipzig (GER)	0	0	0	0
	21	BUERKI Roman	Borussia Dortmund (GER)	0	0	0	9
DEFENDERS	2	LICHTSTEINER Stephan (C)	Juventus FC (ITA)	267	0	0	103
	3	MOUBANDJE Francois	Toulouse FC (FRA)	0	0	0	18
	4	ELVEDI Nico	VfL Borussia Mönchengladbach (GER)	0	0	0	6
	5	AKANJI Manuel	Borussia Dortmund (GER)	360	0	0	11
	6	LANG Michael	FC Basel (SUI)	102	0	0	27
	13	RODRIGUEZ Ricardo	AC Milan (ITA)	360	0	0	57
MIDFIELDERS	20	DJOUROU Johan	Antalyaspor AS (TUR)	90	0	0	75
	22	SCHAER Fabian	Deportivo La Coruña (ESP)	270	0	0	42
	8	FREULER Remo	Atalanta Bergamo (ITA)	0	0	0	10
	10	XHAKA Granit	Arsenal FC (ENG)	360	1	0	66
	11	BEHRAMI Valon (C)	Udinese Calcio (ITA)	311	0	0	83
FORWARDS	14	ZUBER Steven	TSG 1899 Hoffenheim (GER)	252	1	0	15
	15	DZEMALI Blerim	Bologna FC (ITA)	326	1	0	69
	16	FERNANDES Gelson	Eintracht Frankfurt (GER)	0	0	0	67
	17	ZAKARIA Denis	VfL Borussia Mönchengladbach (GER)	49	0	1	12
	23	SHAQIRI Xherdan	Stoke City FC (ENG)	351	1	1	74
	7	EMBOLO Breel	FC Schalke 04 (GER)	134	0	1	29
9	SEFEROVIC Haris	SL Benfica (POR)	142	0	0	54	
18	GAVRANOVIC Mario	GNK Dinamo Zagreb (CRO)	114	0	1	16	
19	DRMIC Josip	VfL Borussia Mönchengladbach (GER)	112	1	0	32	

NUM = Squad Number; = Clean Sheet(s); MINS = Minute(s) Played; G = Goal(s); A = Assist(s); CAPS = Appearance as of 16th July 2018.

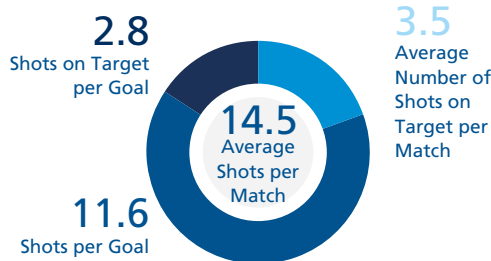
Average Possession

58%

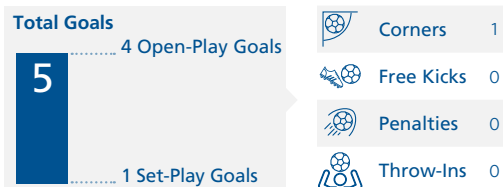
Goal Location



Shots



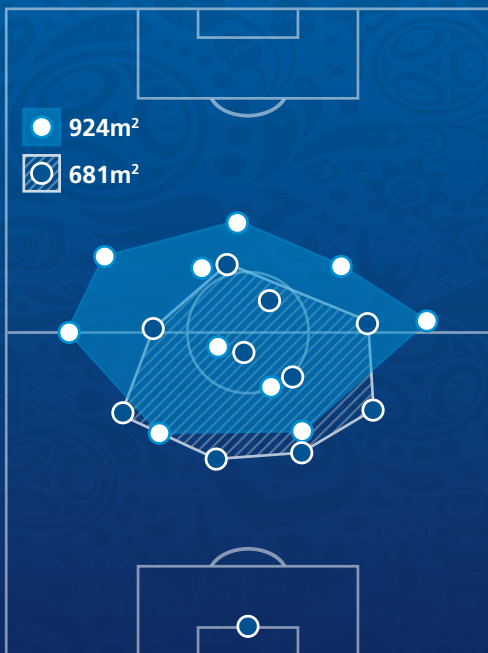
Goals Scored (Including Own Goals)





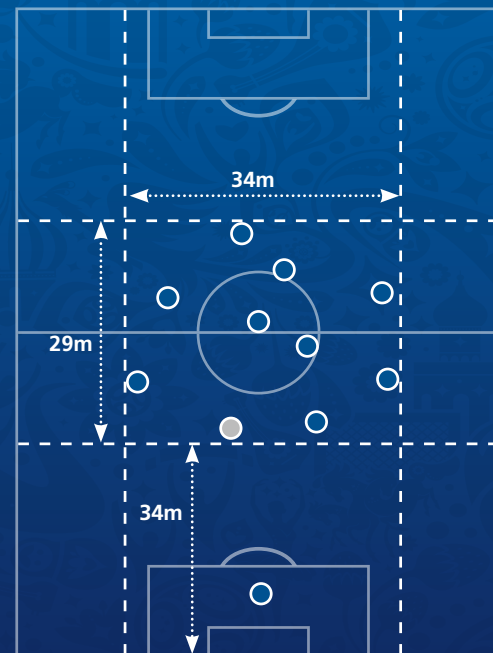
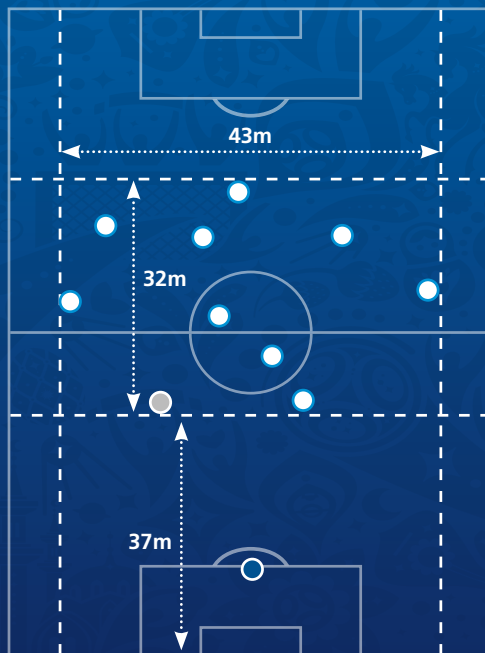
Team Compactness In & Out of Possession

- In Possession
- Out of Possession



Team Width, Team Length & Deepest Defender Line Height

- In Possession
- Out of Possession
- Deepest Defender
- Deepest Defender



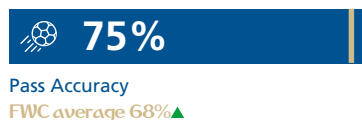
(The representation of player positions has been taken from one game. Team compactness, team width, team length & team deepest defender line height represents the team tournament average)

Team Passes and Accuracy



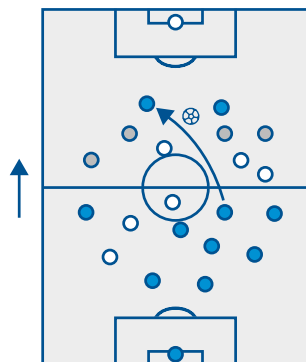
555
Total Average
Number of Passes
FWC average
465▲

Goalkeeper Passes and Accuracy



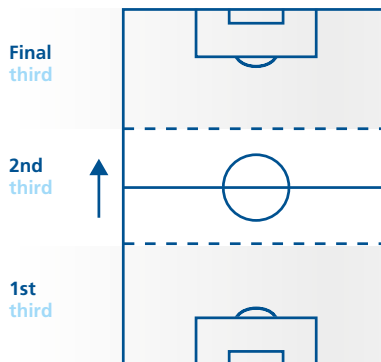
37
Total Average
Number of Passes
FWC average 28▲

Bypassed Opponents and Defenders



285
Average Bypassed Opponents
FWC average 264▲
31
Average Bypassed Defenders
FWC average 33▼

Final-Third and Penalty-Area Entries



38
Average Penalty-Area
Entries FWC average 32▲
51
Average Final-Third
Entries FWC average 58▼

Total Distance Covered



FWC average
104,662 m▲

Number of Zone 5 (>25km/h) Activities




FWC
average
330▼

Distance Covered Above 20km/h



FWC
average
7,554 m▼

Distance Covered Above 25km/h



FWC
average
2,026 m▼



TUNISIA / CAF

Previous FIFA World Cup™ Performance
2006 FIFA World Cup™ - Group Stage

2018 FIFA World Cup™
Click On Match To See Highlights

GROUP STAGE

- 18 June Tunisia 1-2 England
- 23 June Belgium 5-2 Tunisia
- 28 June Panama 1-2 Tunisia

ROUND OF 16

QUARTER-FINAL

SEMI-FINAL

FINAL



Head Coach



Nabil Maâloul (TUN)

Technical Staff

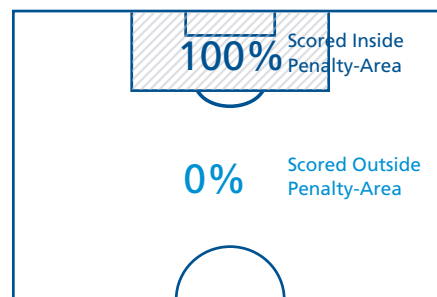
- MISSAOUI Hatem (Assistant Coach)
- OKBI Mourad (Assistant Coach)
- JALILA Tarek (Goalkeeper Coach)
- JEBABLI Khalil (Physical Trainer)
- KHALIFA Jalel (Physical Trainer)
- TOUNSI Mohamed (Physical Trainer)

2018 FIFA World Cup™ Squad

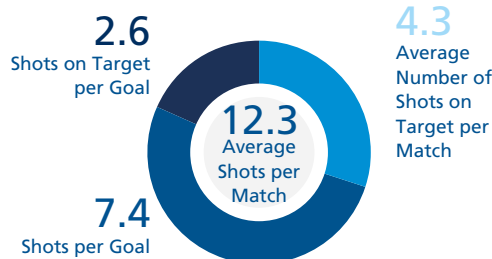
	NUM	NAME	CLUB (COUNTRY)	MINS	G	A	CAPS
GOALKEEPERS	1	BEN MUSTAPHA Farouk	Al Shabab FC (KSA)	164	0	0	16
	16	MATHLOUTHI Aymen (C)	Al Batin FC (KSA)	90	0	0	72
	22	HASSEN Mouez	LB Chateauroux (FRA)	16	0	0	4
DEFENDERS	2	BEN YOUSSEF Syam	Kasimpasa SK (TUR)	131	0	0	44
	3	BEN ALOUANE Yohan	Leicester City FC (ENG)	49	0	0	5
	4	MERIAH Yassine	CS Sfaxien (TUN)	270	0	0	20
	5	HADDADI Oussama	Dijon FCO (FRA)	90	0	1	9
	6	BEDOUI Rami	Étoile du Sahel (TUN)	90	0	0	11
MIDFIELDERS	11	BRONN Dylan	KAA Gent (BEL)	114	1	0	7
	12	MAALOUL Ali	Al Ahly SC (EGY)	180	0	0	49
	21	NAGUEZ Hamdi	Zamalek (EGY)	156	0	1	19
FORWARDS	9	BADRI Anice	ES Tunis (TUN)	225	0	0	13
	13	SASSI Ferjani	Al Nassr FC (KSA)	194	1	0	44
	14	BEN AMOR Mohamed	Al Ahly SC (KSA)	16	0	0	27
	17	SKHIRI Ellyes	Montpellier HSC (FRA)	270	0	0	8
	7	KHAOUI Saïfeddine	ES Troyes (FRA)	90	0	0	6
	8	BEN YOUSSEF Fakhreddine	Al Ittifaq FC (KSA)	270	1	0	42
	10	KHAZRI Wahbi (C)	Stade Rennais FC (FRA)	264	2	2	39
15	KHALIL Ahmed	Club Africain (TUN)	13	0	0	3	
18	SRARFI Bassem	OGC Nice (FRA)	1	0	0	6	
19	KHALIFA Saber	Club Africain (TUN)	5	0	0	45	
20	CHAALELI Ghaylen	ES Tunis (TUN)	90	0	0	7	
23	SLITI Naim	Dijon FCO (FRA)	182	0	0	22	

NUM = Squad Number; = Clean Sheet(s); MINS = Minute(s) Played; G = Goal(s); A = Assist(s); CAPS = Appearance as of 16th July 2018.

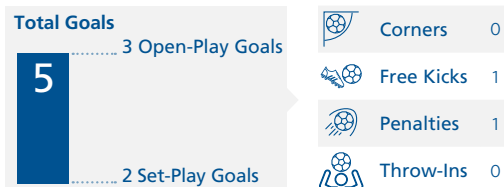
Goal Location



Shots



Goals Scored (Including Own Goals)



Average Possession

51%



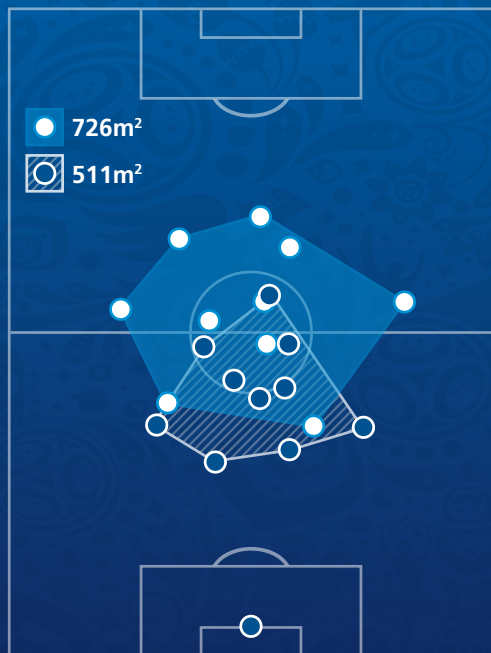
TUNISIA / CAF

Team Shape Data Explanation

Team Positional Insights

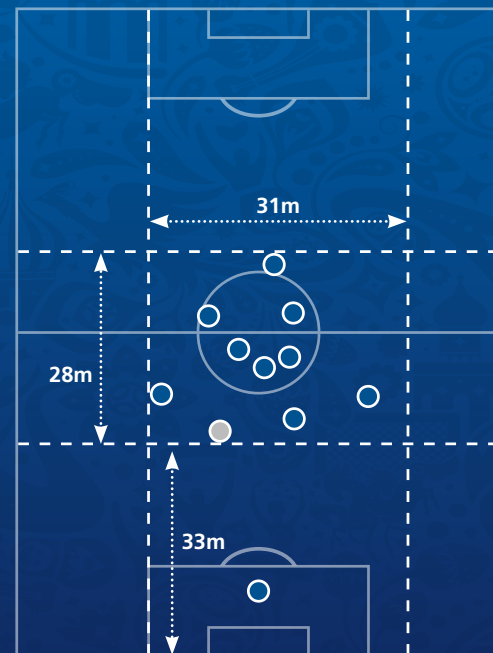
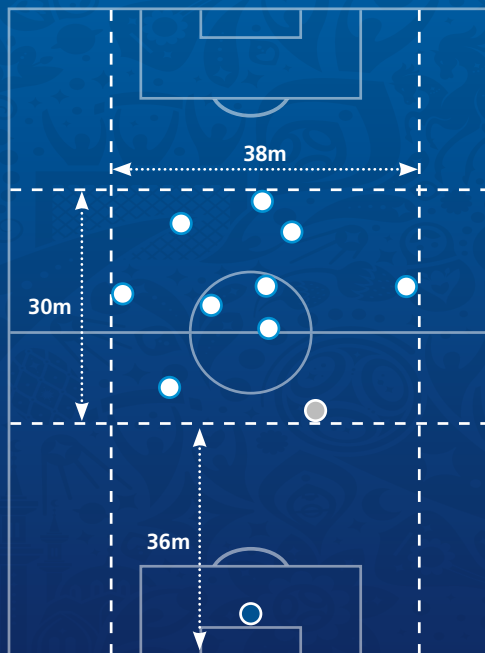
Team Compactness In & Out of Possession

- In Possession
- Out of Possession



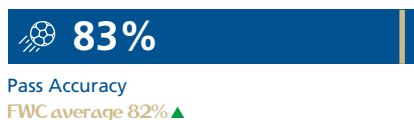
Team Width, Team Length & Deepest Defender Line Height

- In Possession
- Out of Possession
- Deepest Defender
- Deepest Defender



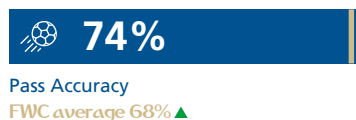
(The representation of player positions has been taken from one game. Team compactness, team width, team length & team deepest defender line height represents the team tournament average)

Team Passes and Accuracy



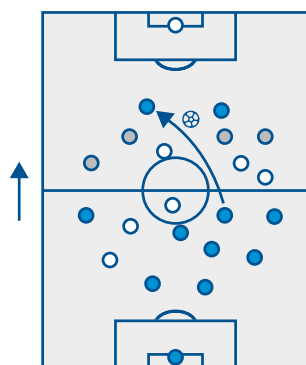
497
Total Average
Number of Passes
FWC average
465▲

Goalkeeper Passes and Accuracy



22
Total Average
Number of Passes
FWC average 28▼

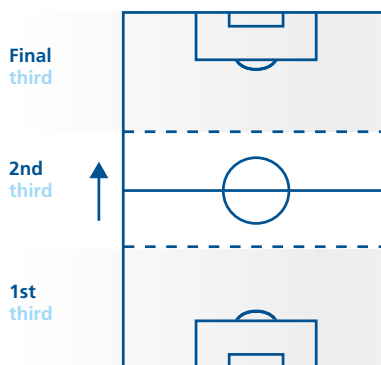
Bypassed Opponents and Defenders



259
Average Bypassed Opponents
FWC average 264▼

31
Average Bypassed Defenders
FWC average 33▼

Final-Third and Penalty-Area Entries



30
Average Penalty-Area
Entries FWC average 32▼

46
Average Final-Third
Entries FWC average 58▼

Total Distance Covered



FWC average
104,662 m▼

Number of Zone 5 (>25km/h) Activities



FWC
average
330▲

Distance Covered Above 20km/h



FWC
average
7,554 m▲

Distance Covered Above 25km/h



FWC
average
2,026 m▲



URUGUAY / CONMEBOL

Previous FIFA World Cup™ Performance
2014 FIFA World Cup™ - Round of 16

2018 FIFA World Cup™
Click On Match To See Highlights

GROUP STAGE

- 15 June
Egypt 0-1 Uruguay
- 20 June
Uruguay 1-0 Saudi Arabia
- 25 June
Uruguay 3-0 Russia

ROUND OF 16

- 30 June
Uruguay 2-1 Portugal

QUARTER-FINAL

- 6 July
Uruguay 0-2 France

SEMI-FINAL

FINAL

Head Coach



Óscar Tabárez (URU)

Technical Staff

- REBOLLO Mario (Assistant Coach)
- OTERO Celso (Assistant Coach)
- HERRERA Jose (Physical Trainer)
- URRUTIA Sebastian (Physical Trainer)
- ANTIVERO Enrique (Physical Trainer)
- VARGAS Ciro (Physical Trainer)

2018 FIFA World Cup™ Squad

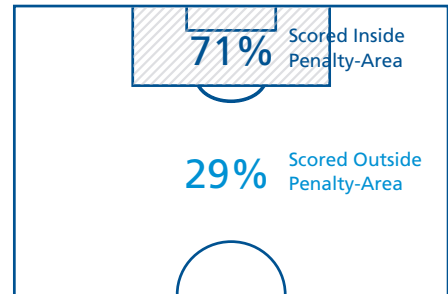
	NUM	NAME	CLUB (COUNTRY)	MINS	G	A	CAPS
GOALKEEPERS	1	MUSLERA Fernando	Galatasaray SK (TUR)	450	0	0	102
	12	CAMPANA Martin	CA Independiente (ARG)	0	0	0	1
	23	SILVA Martin	CR Vasco da Gama (BRA)	0	0	0	11
DEFENDERS	2	GIMENEZ Jose	Atletico Madrid (ESP)	360	1	0	46
	3	GODIN Diego (C)	Atletico Madrid (ESP)	450	0	0	121
	4	VARELA Guillermo	CA Penarol (URU)	180	0	0	5
	13	SILVA Gaston	CA Independiente (ARG)	0	0	0	17
	16	PEREIRA Maximiliano	FC Porto (POR)	0	0	0	125
	19	COATES Sebastian	Sporting CP (POR)	90	0	0	31
MIDFIELDERS	22	CACERES Martin	SS Lazio (ITA)	450	0	0	81
	5	SANCHEZ Carlos	CF Monterrey (MEX)	123	0	2	38
	6	BENTANCUR Rodrigo	Juventus FC (ITA)	365	0	1	12
	7	RODRIGUEZ Cristian	CA Penarol (URU)	165	0	0	110
	8	NANDEZ Nahitan	CA Boca Juniors (ARG)	293	0	0	17
FORWARDS	14	TORREIRA Lucas	UC Sampdoria (ITA)	304	0	0	8
	15	VECINO Matias	FC Internazionale (ITA)	416	0	0	27
	17	LAXALT Diego	Genoa CFC (ITA)	301	0	0	10
	9	SUAREZ Luis	FC Barcelona (ESP)	450	2	1	103
	10	DE ARRASCAETA Giorgian	Cruzeiro EC (BRA)	86	0	0	16
	11	STUANI Cristhian	Girona FC (ESP)	75	0	0	43
	18	GOMEZ Maximiliano	Celta Vigo (ESP)	32	0	0	7
20	URRETAVISCAYA Jonathan	CF Monterrey (MEX)	17	0	0	5	
21	CAVANI Edinson	Paris Saint-Germain FC (FRA)	343	3	0	105	

NUM = Squad Number; = Clean Sheet(s); MINS = Minute(s) Played; G = Goal(s); A = Assist(s); CAPS = Appearance as of 16th July 2018.

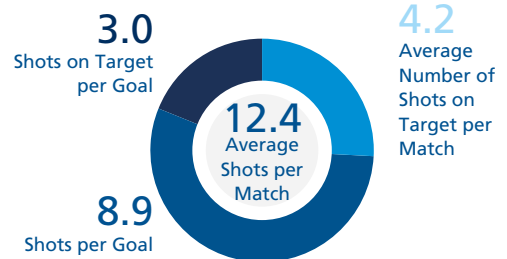
Average Possession

48%

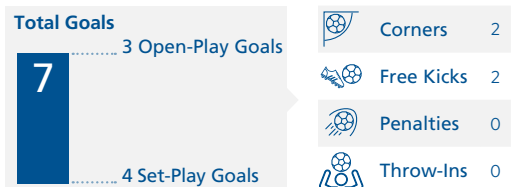
Goal Location



Shots



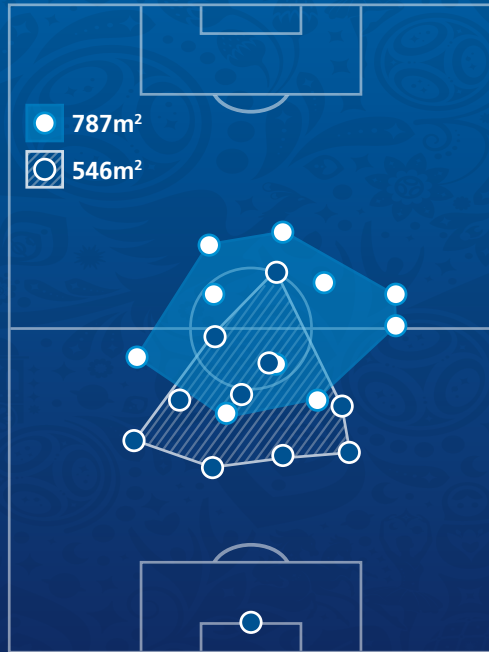
Goals Scored (Including Own Goals)





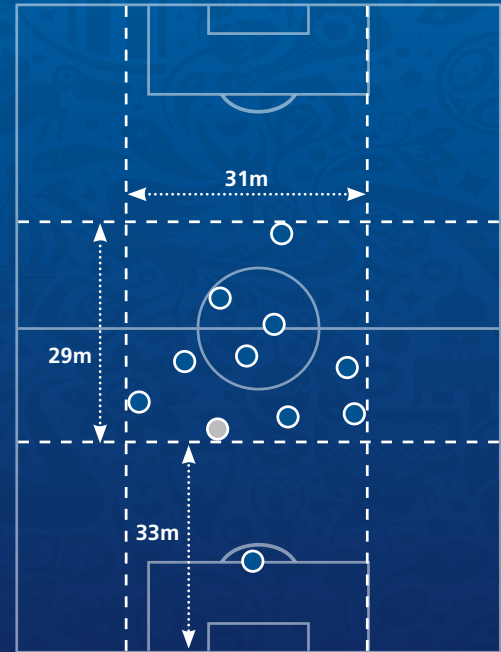
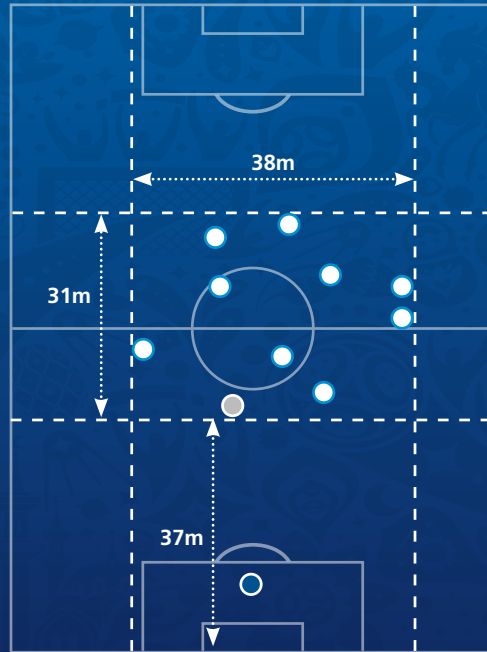
Team Compactness In & Out of Possession

- In Possession
- Out of Possession



Team Width, Team Length & Deepest Defender Line Height

- In Possession
- Out of Possession
- Deepest Defender
- Deepest Defender



(The representation of player positions has been taken from one game. Team compactness, team width, team length & team deepest defender line height represents the team tournament average)

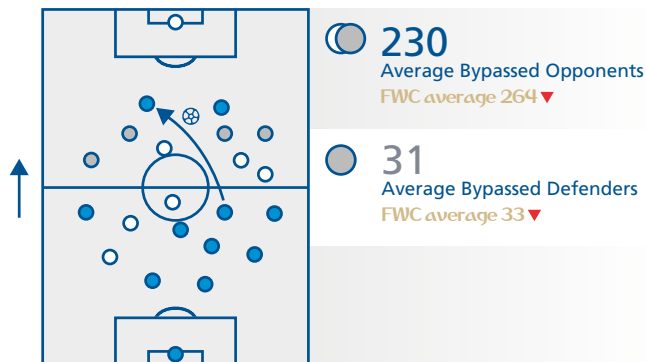
Team Passes and Accuracy



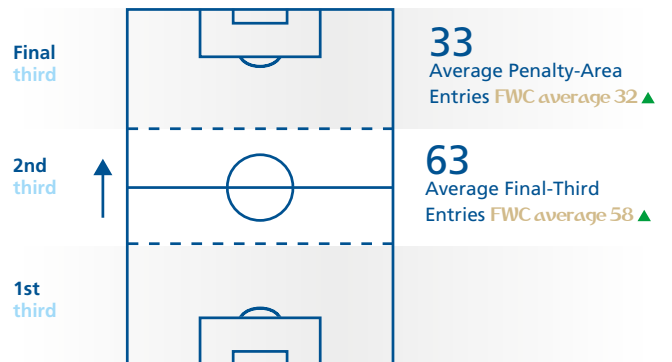
Goalkeeper Passes and Accuracy



Bypassed Opponents and Defenders



Final-Third and Penalty-Area Entries



Total Distance Covered



Number of Zone 5 (>25km/h) Activities



Distance Covered Above 20km/h



Distance Covered Above 25km/h

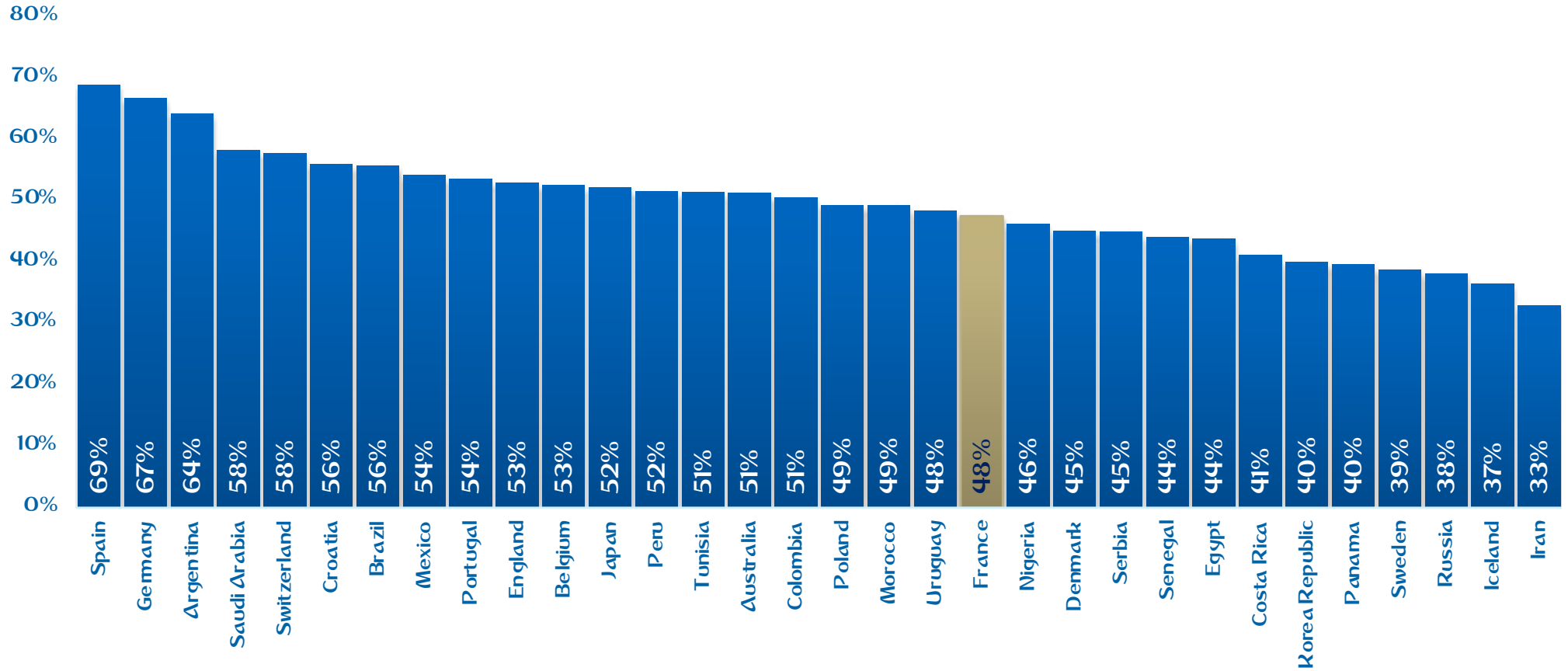


PERFORMANCE INSIGHTS



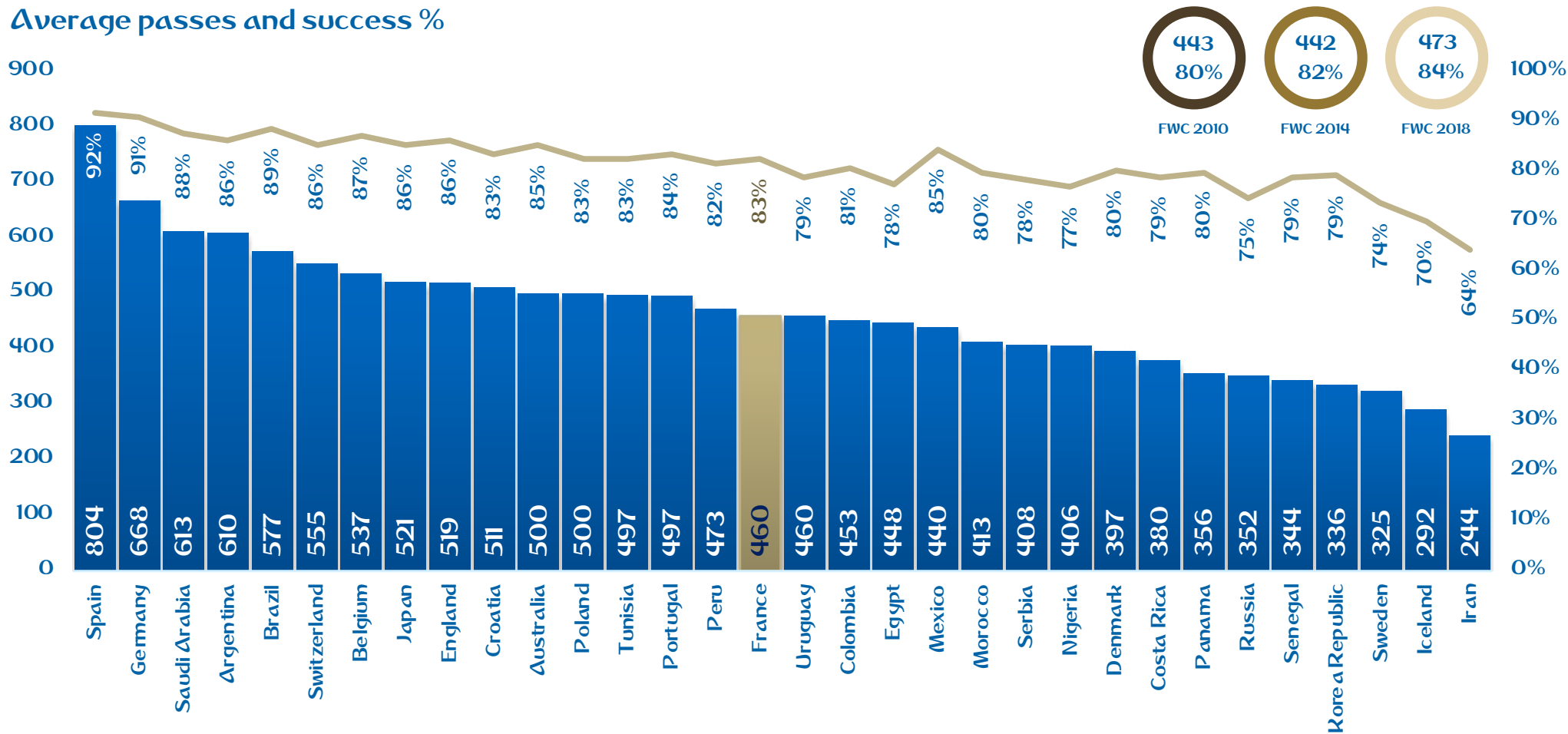
■ FWC 2018™ winner

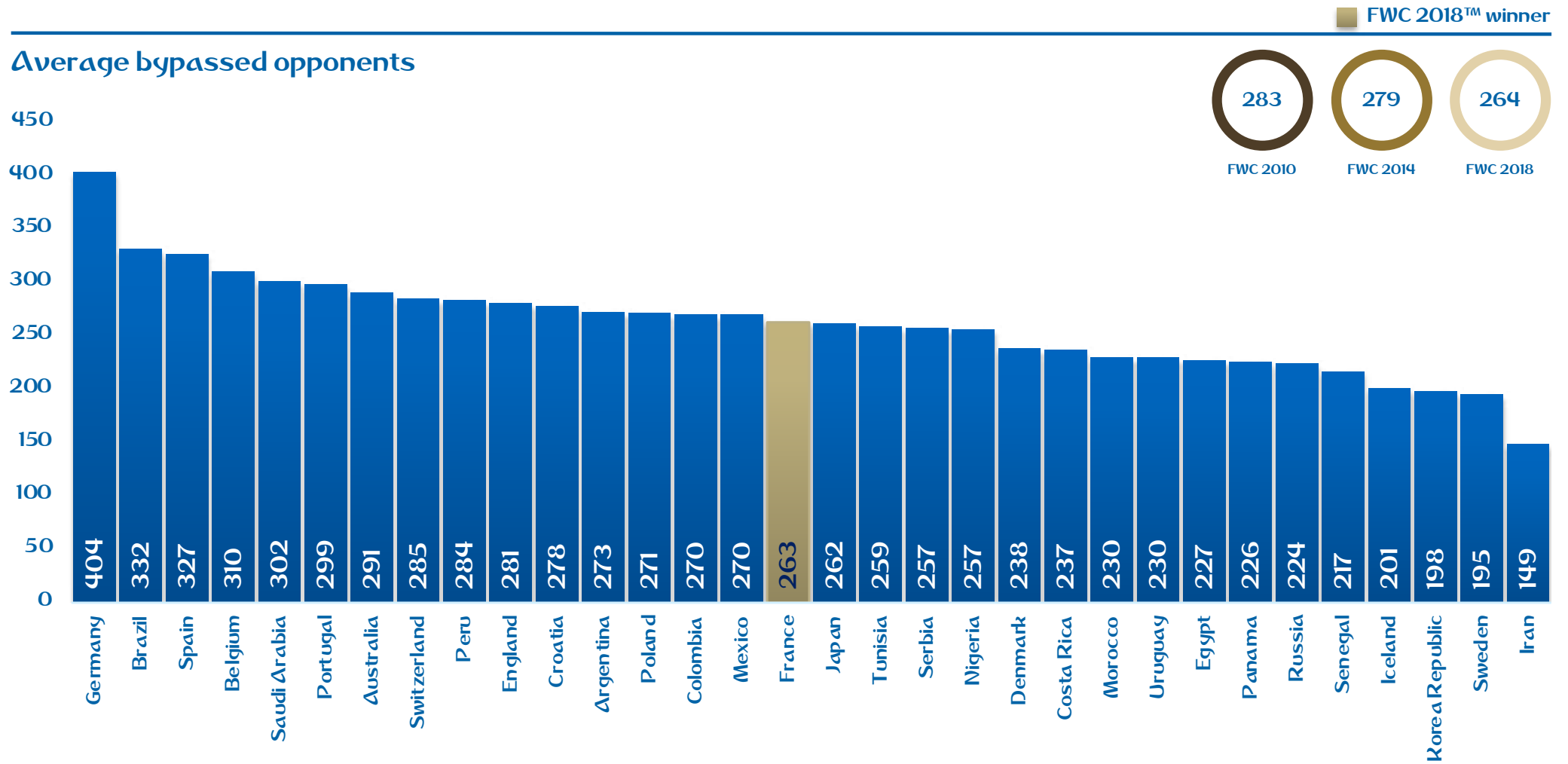
Average possession %



■ FWC 2018™ winner

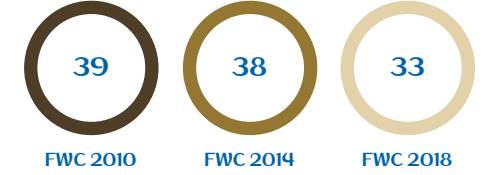
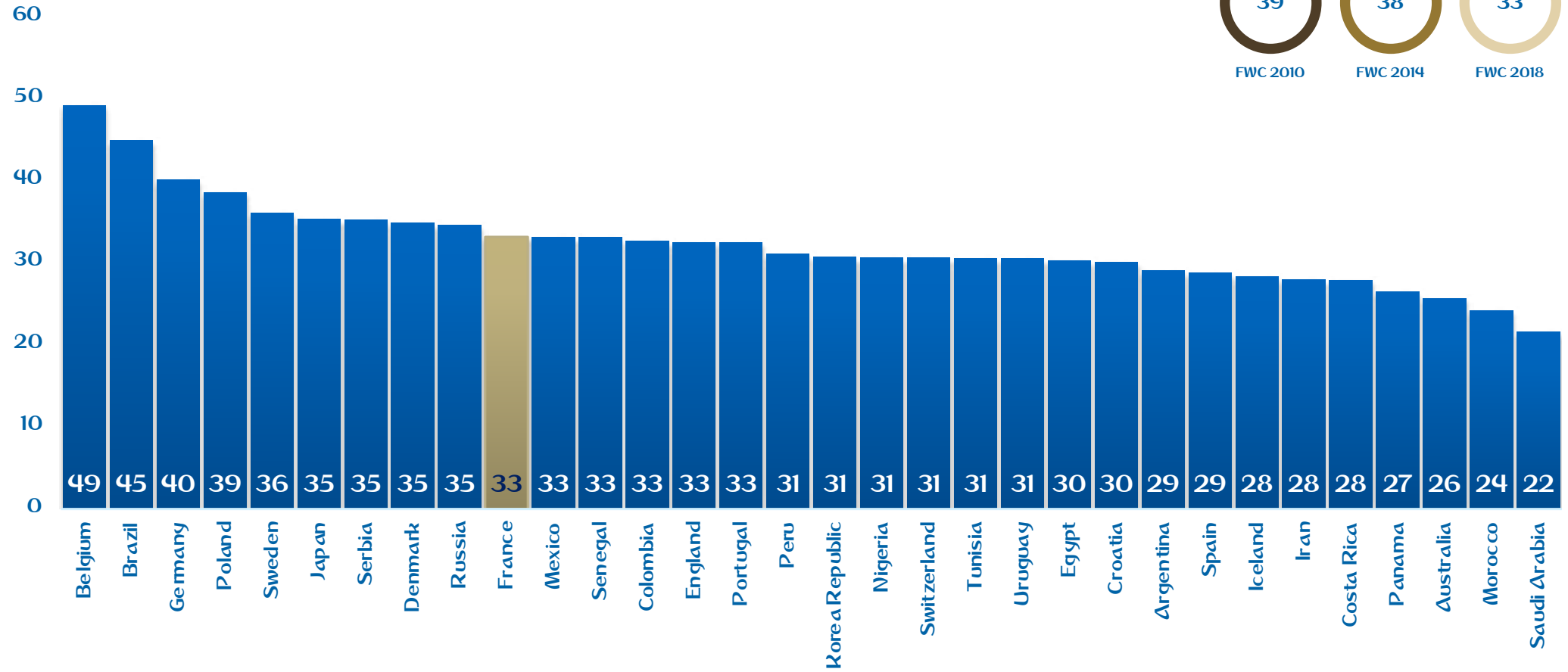
Average passes and success %





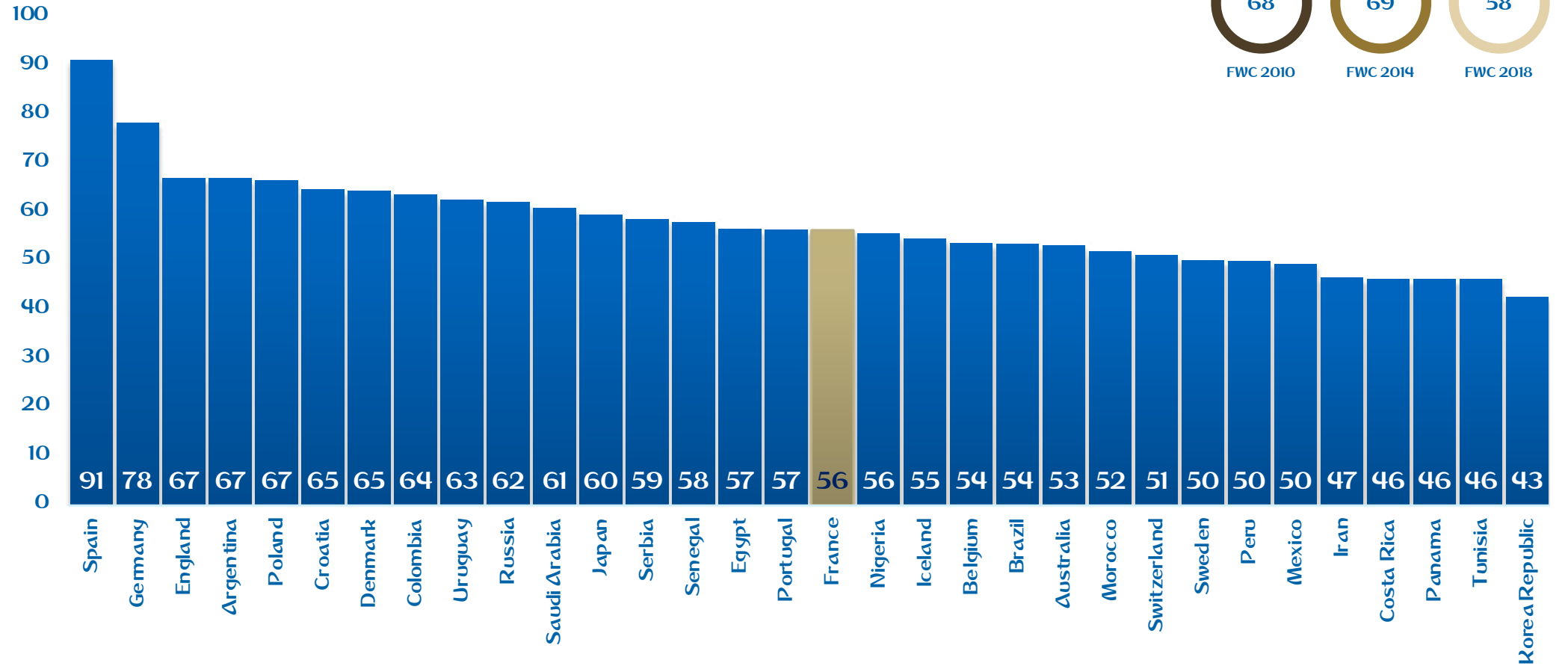
■ FWC 2018™ winner

Average bypassed defenders



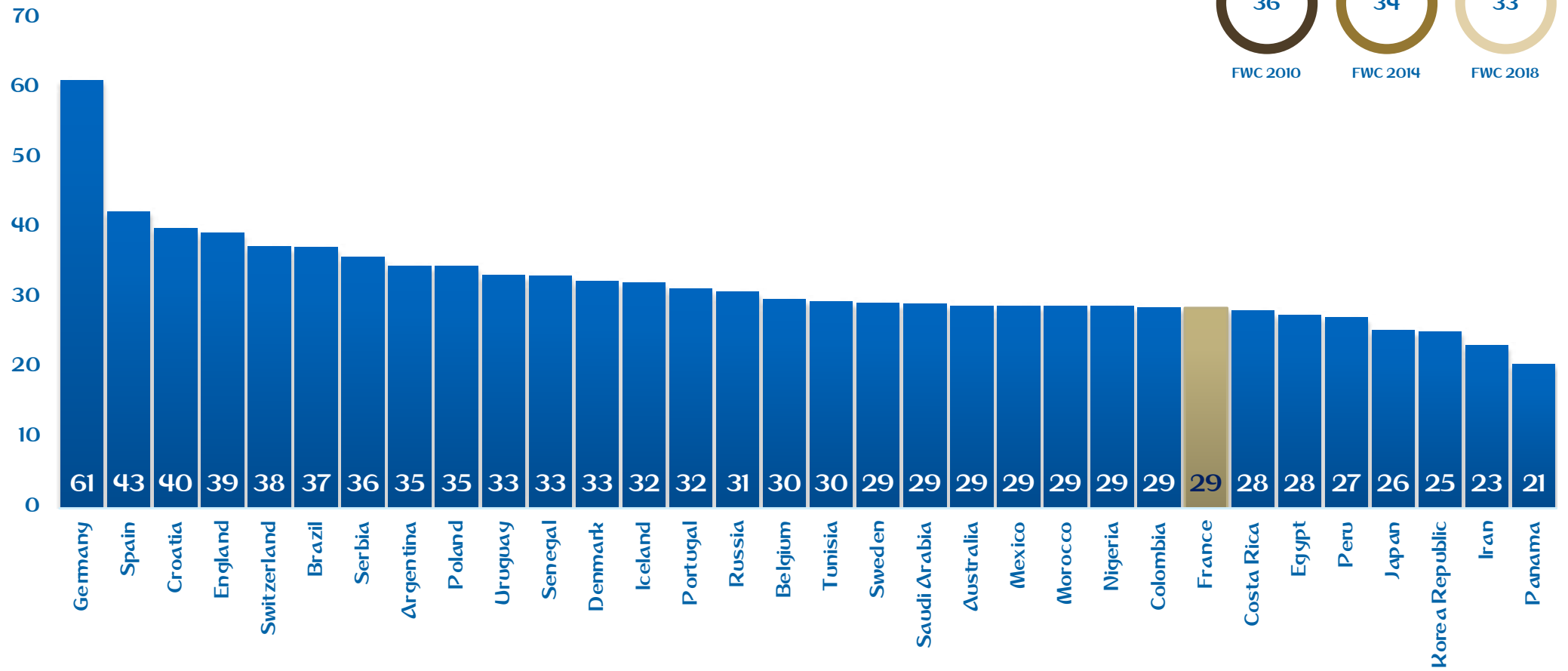
■ FWC 2018™ winner

Average final third entries



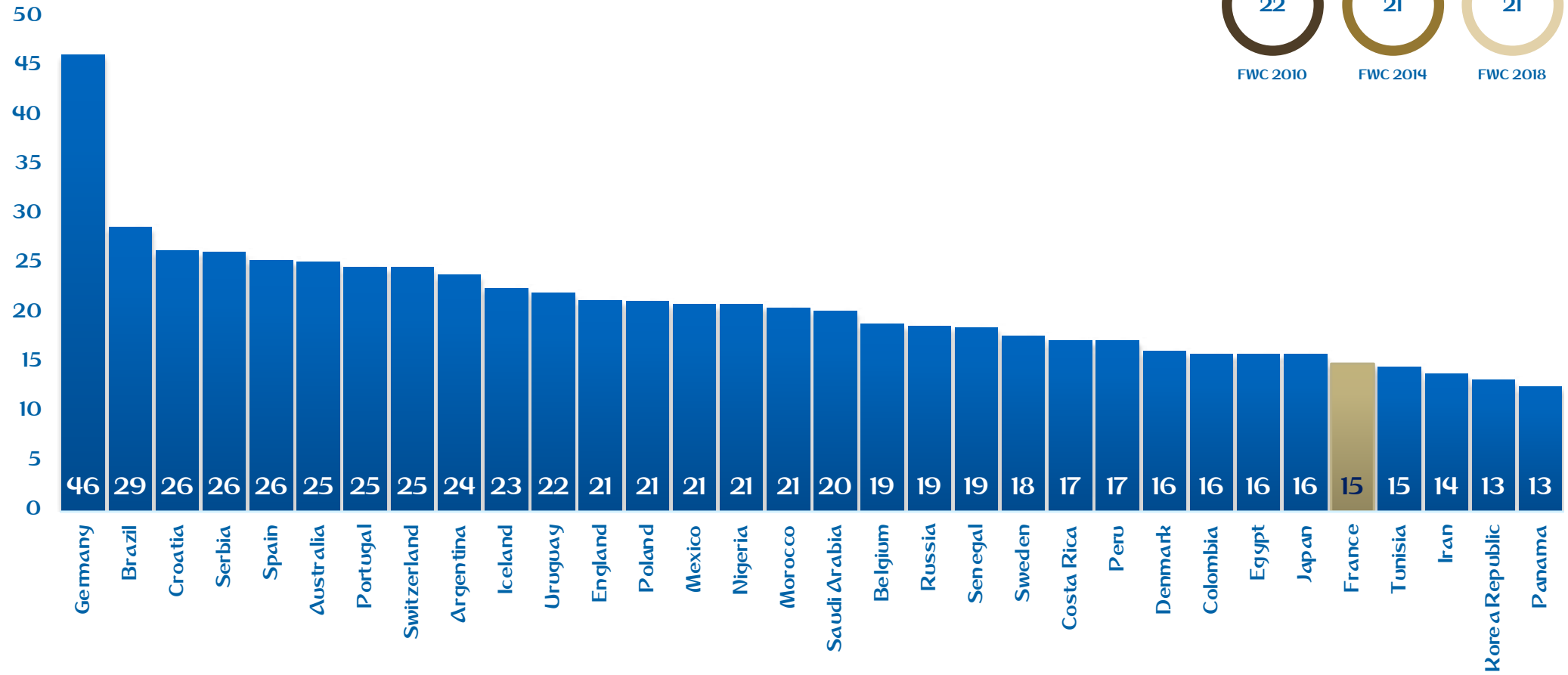
■ FWC 2018™ winner

Average penalty area entries



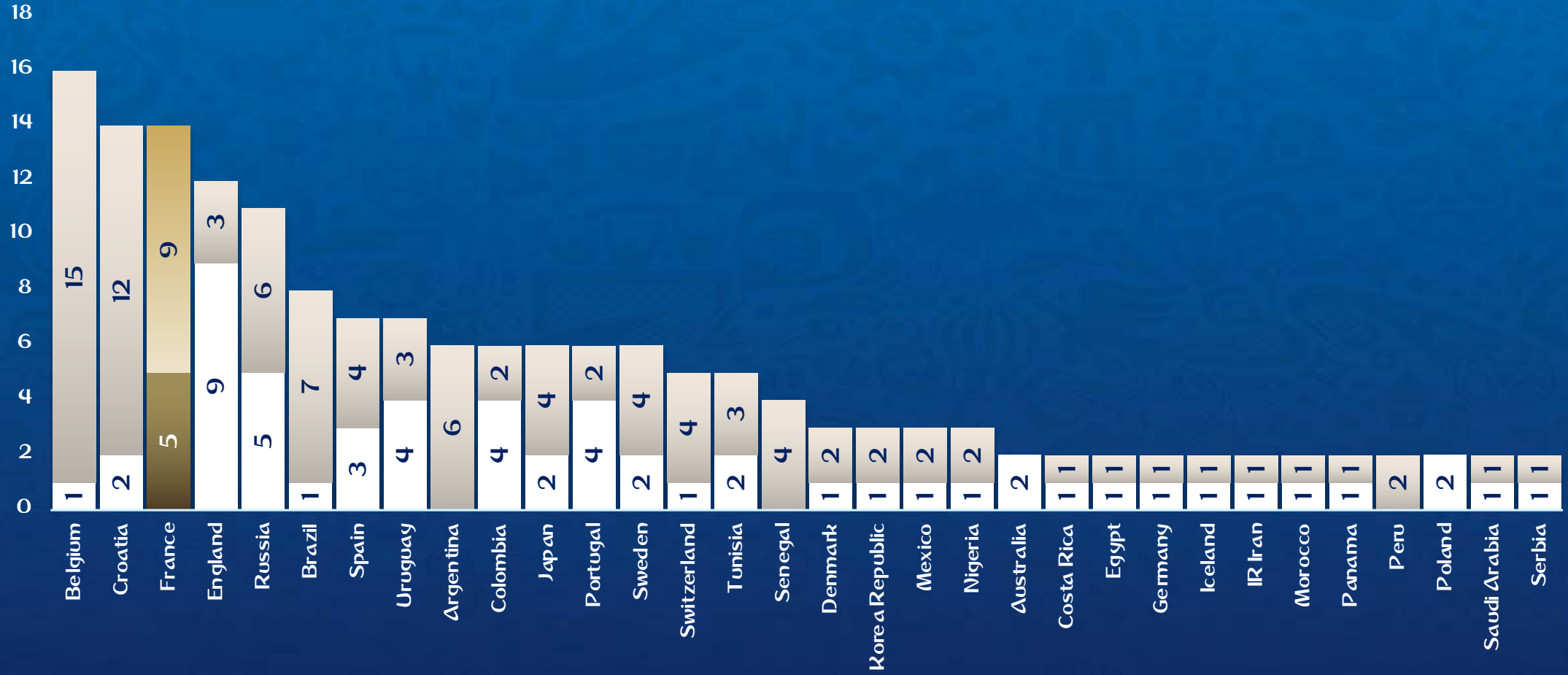
■ FWC 2018™ winner

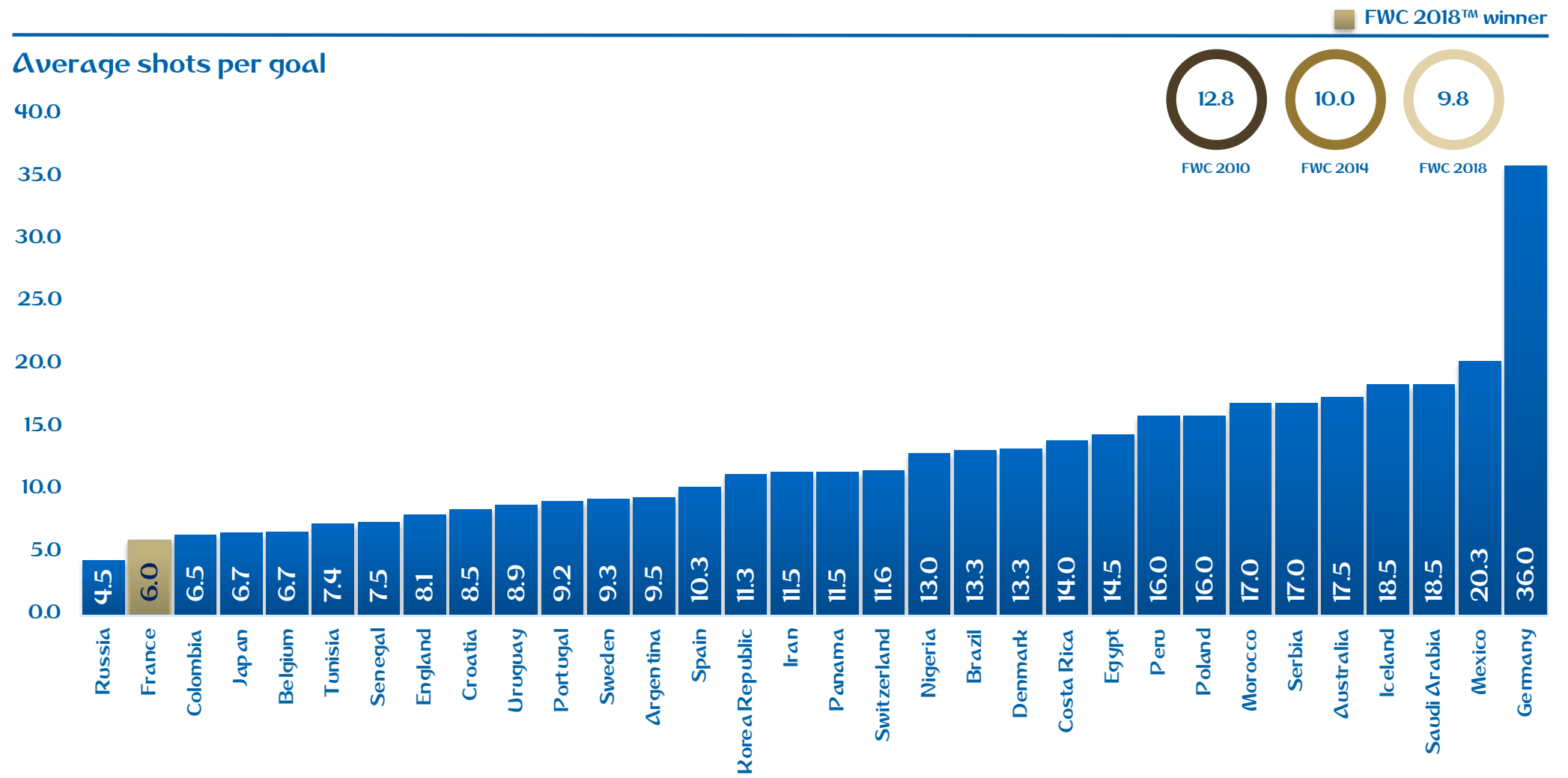
Average number of crosses

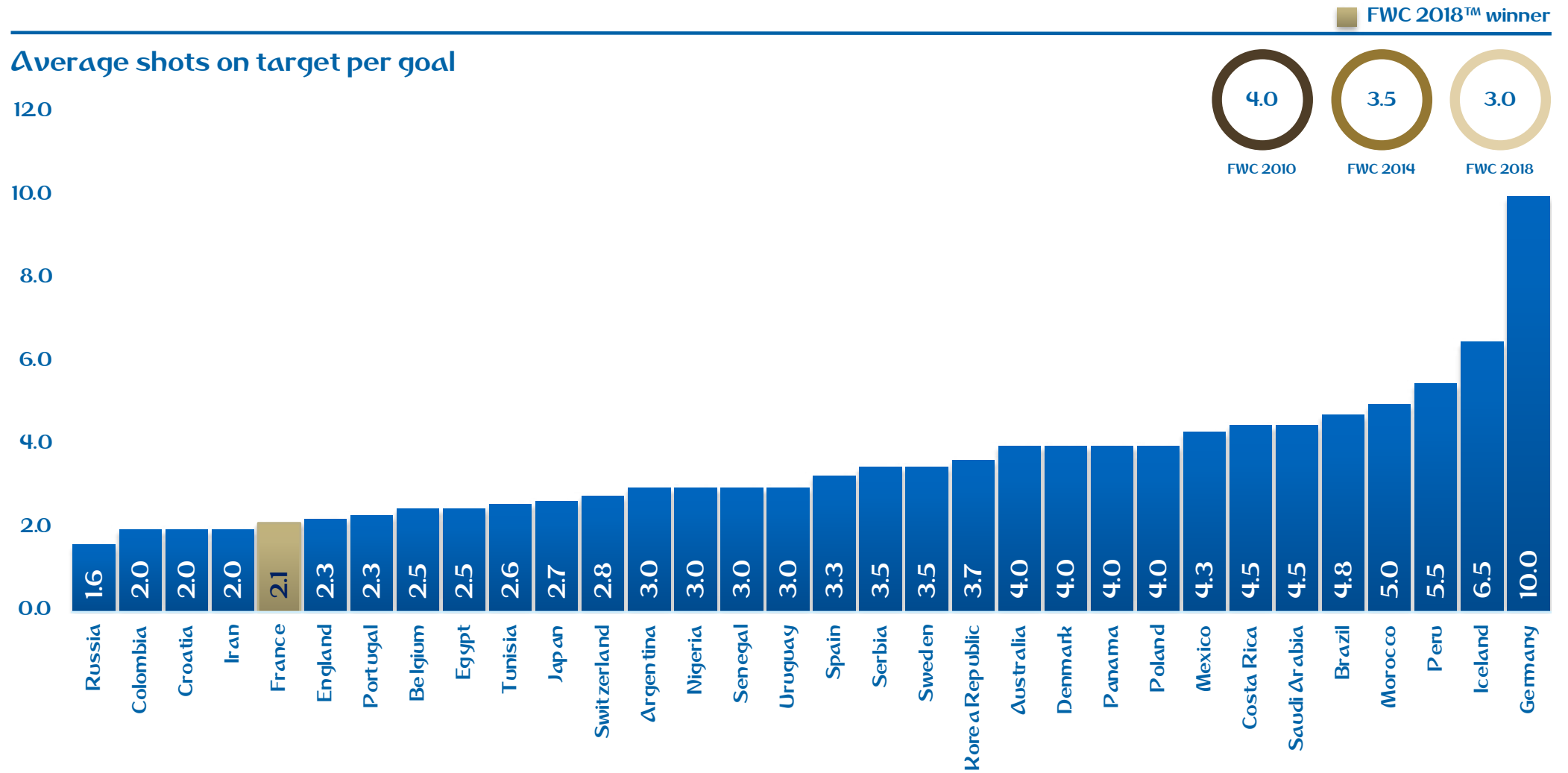


■ Open play ■ Set-play ■ FWC 2018™ winner

Goals scored (including own goals)

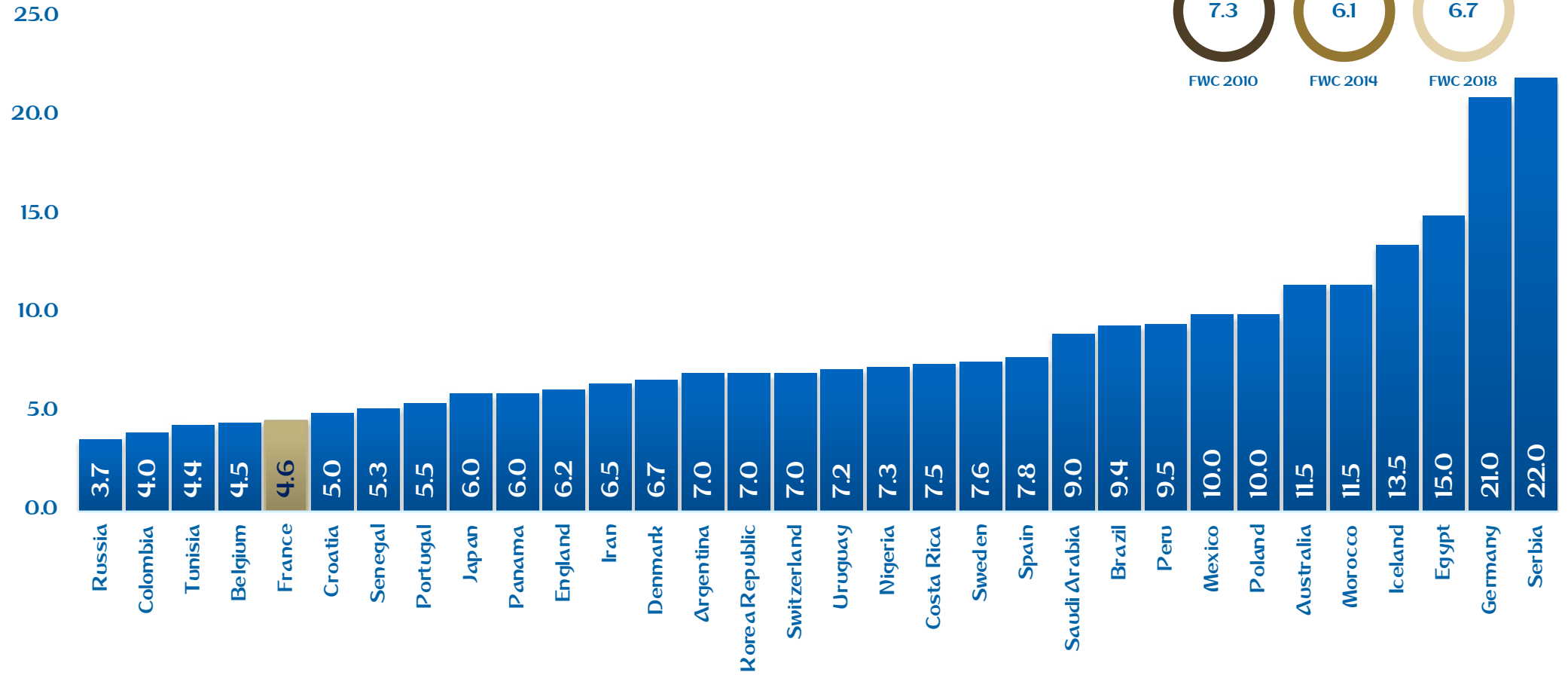






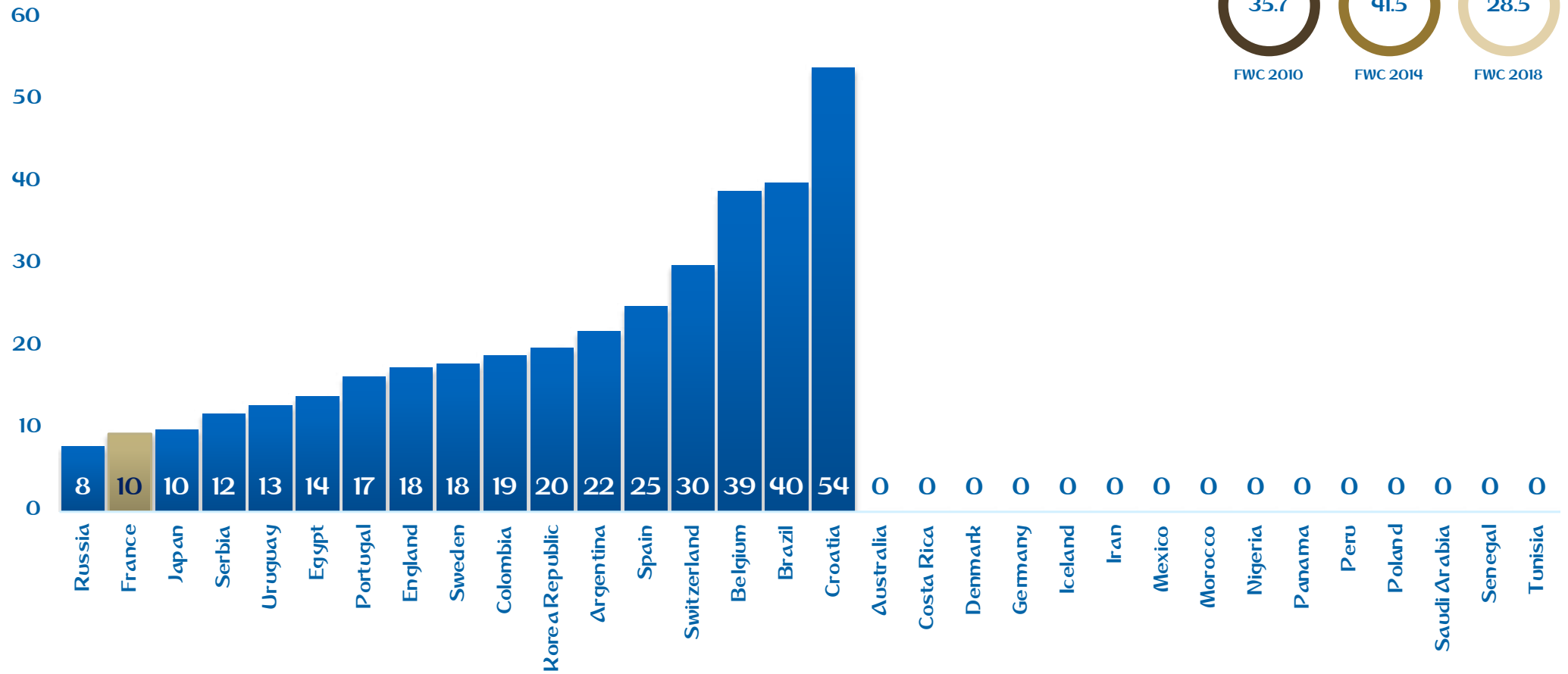
■ FWC 2018™ winner

Average shots inside penalty area per goal



■ FWC 2018™ winner

Average shots outside penalty area per goal



35.7
FWC 2010

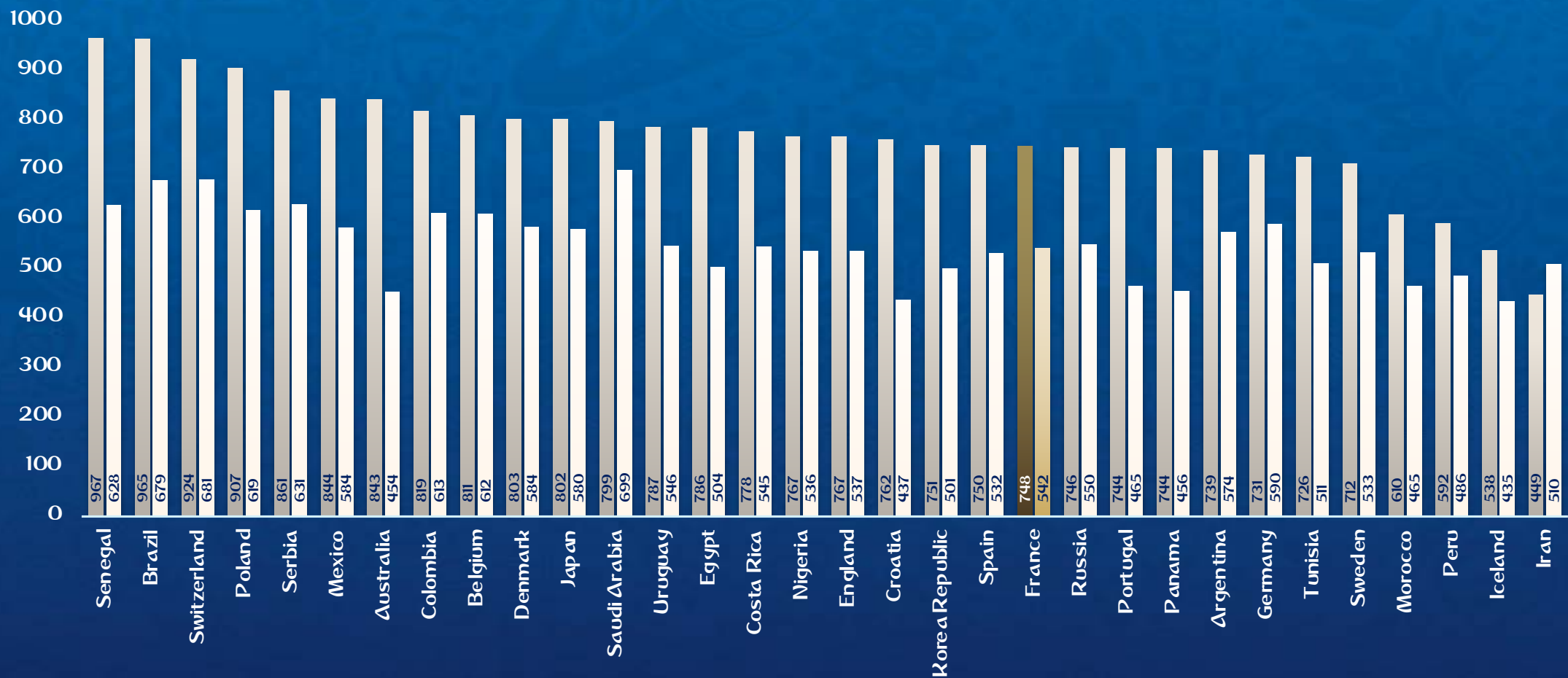
41.5
FWC 2014

28.5
FWC 2018

■ In possession

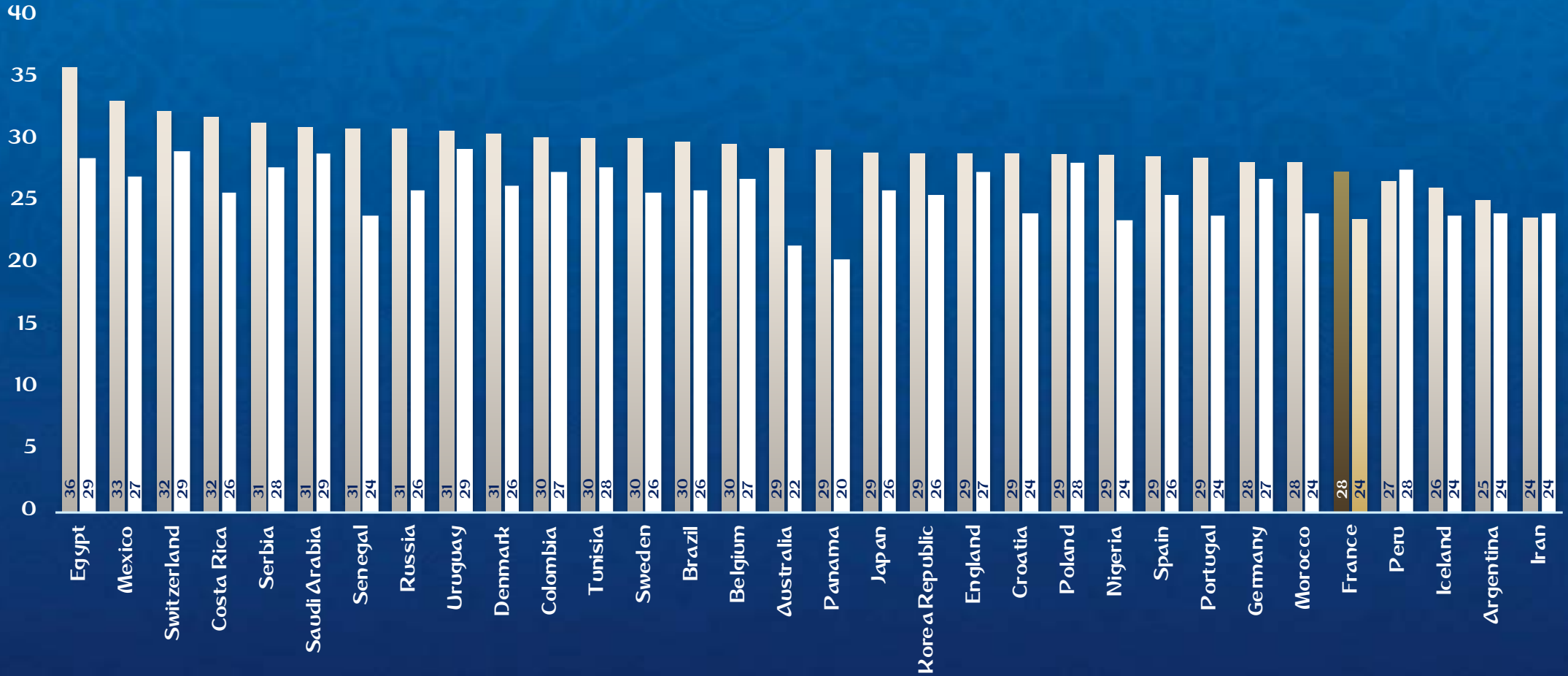
■ Out of possession

■ FWC 2018™ winner

Average compactness (m²) in/out of possession

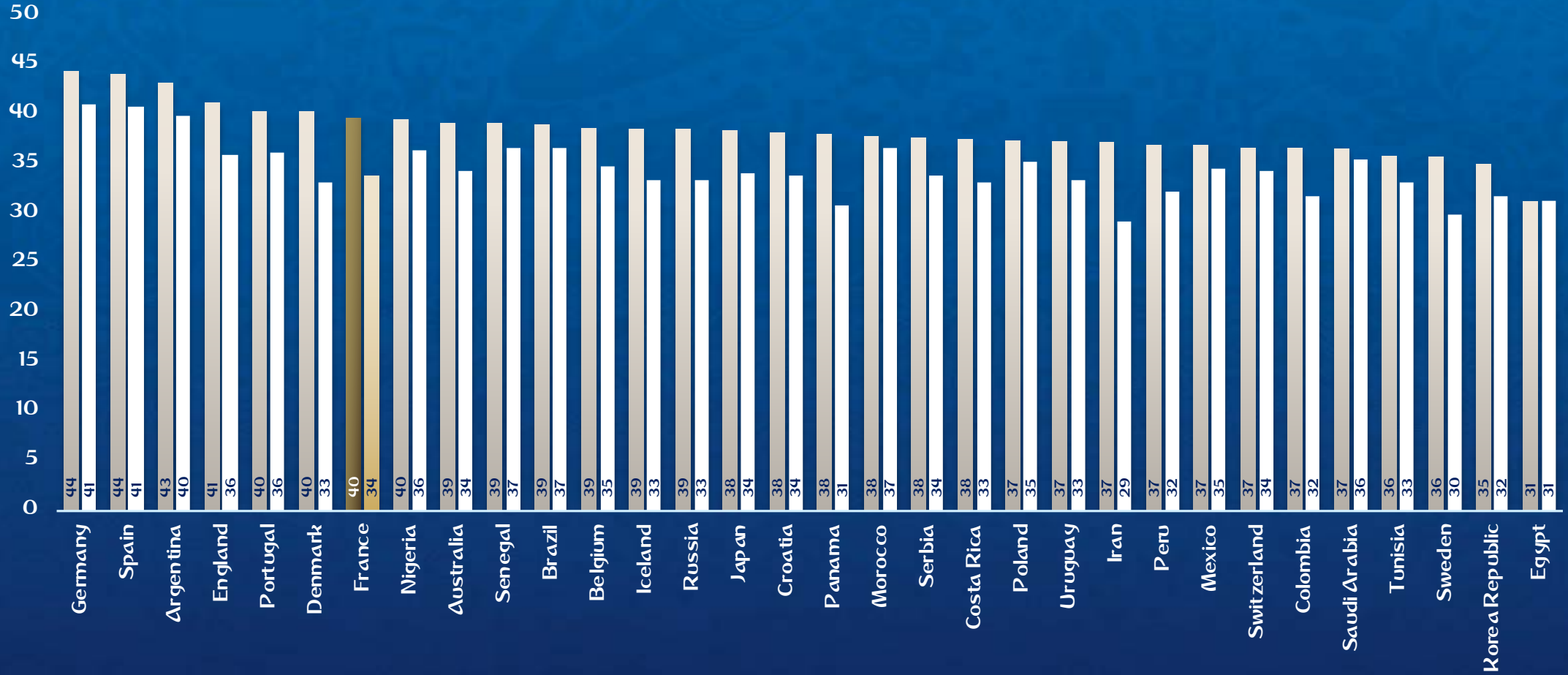
■ In possession ■ Out of possession ■ FWC 2018™ winner

Average team length (m) in/out of possession



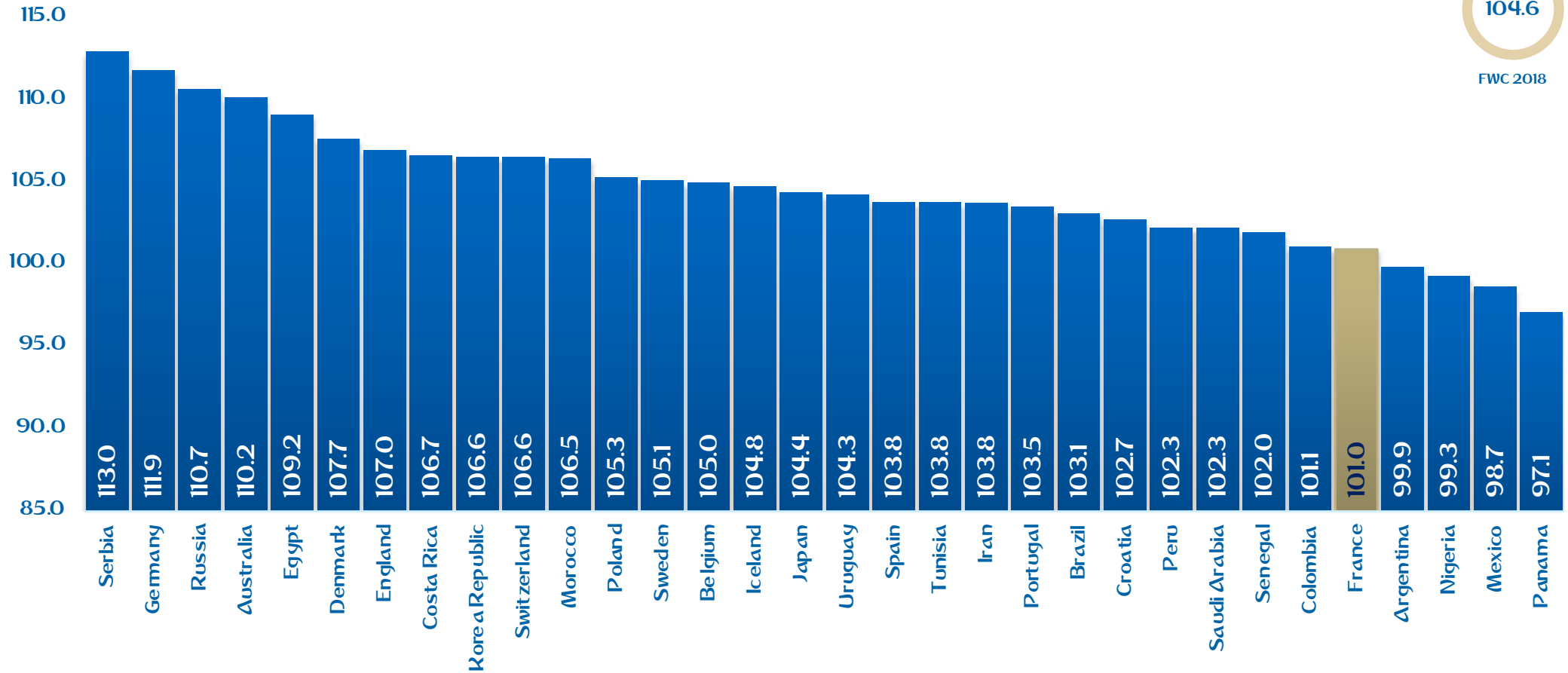
■ In possession ■ Out of possession ■ FWC 2018™ winner

Average deepest defender height (m) in/out of possession



■ FWC 2018™ winner

Average total distance covered (km)

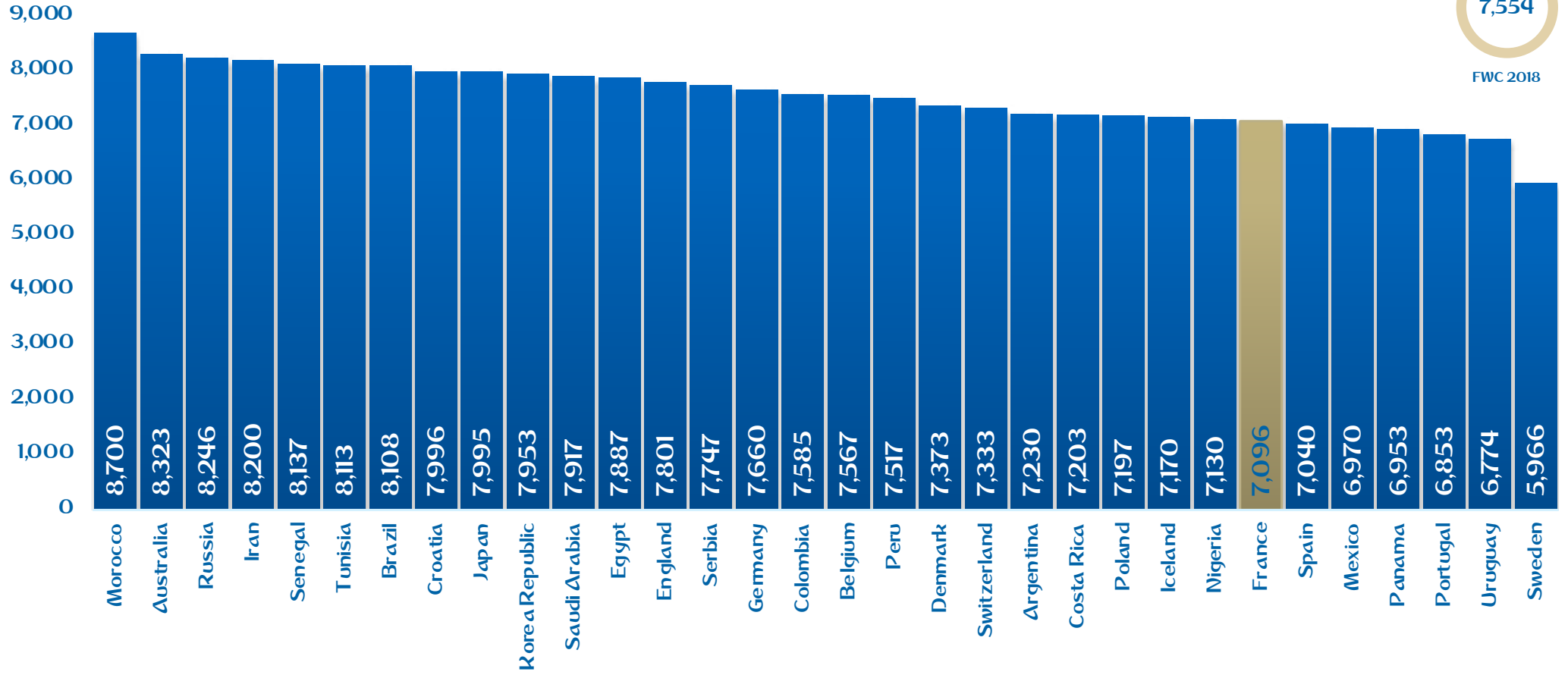


104.6

FWC 2018

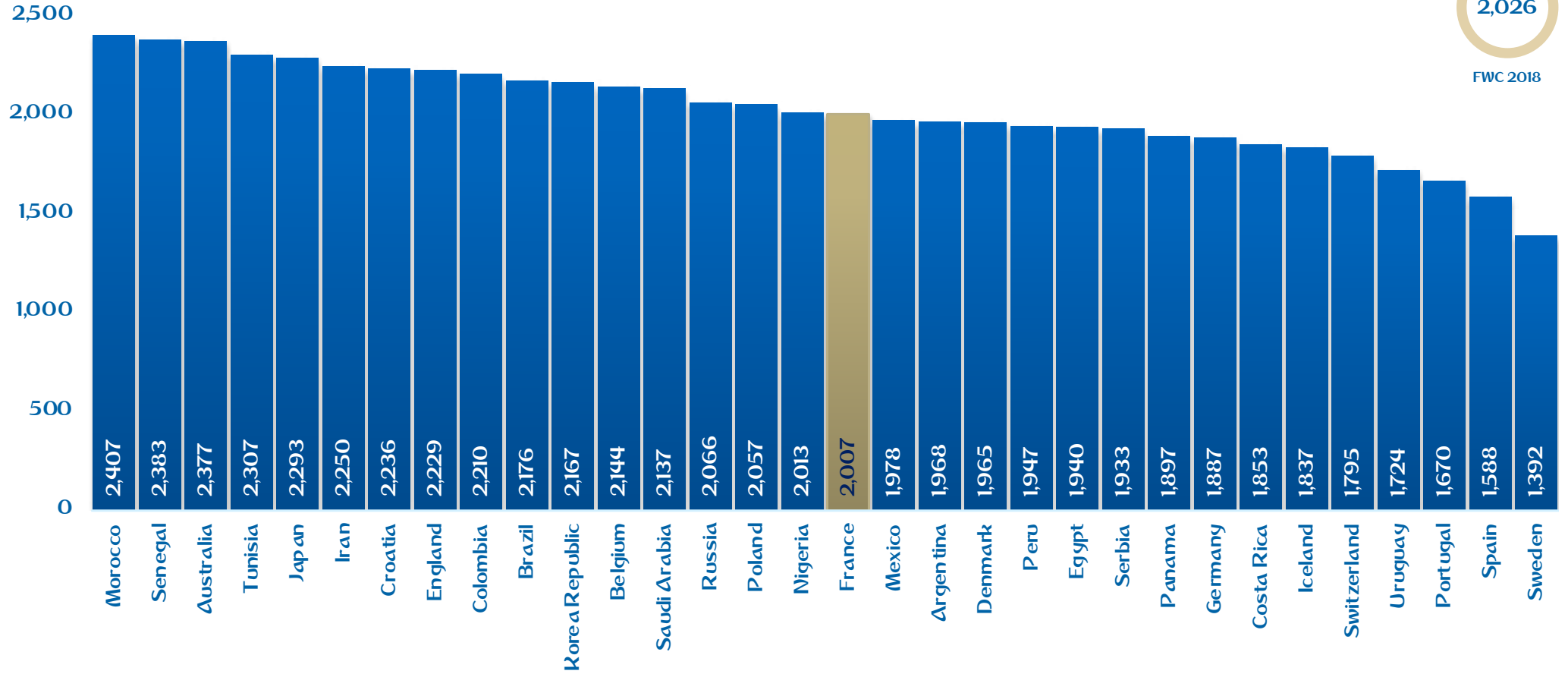
■ FWC 2018™ winner

Average distance covered (m) >20km/h



■ FWC 2018™ winner

Average distance covered (m) >25km/h

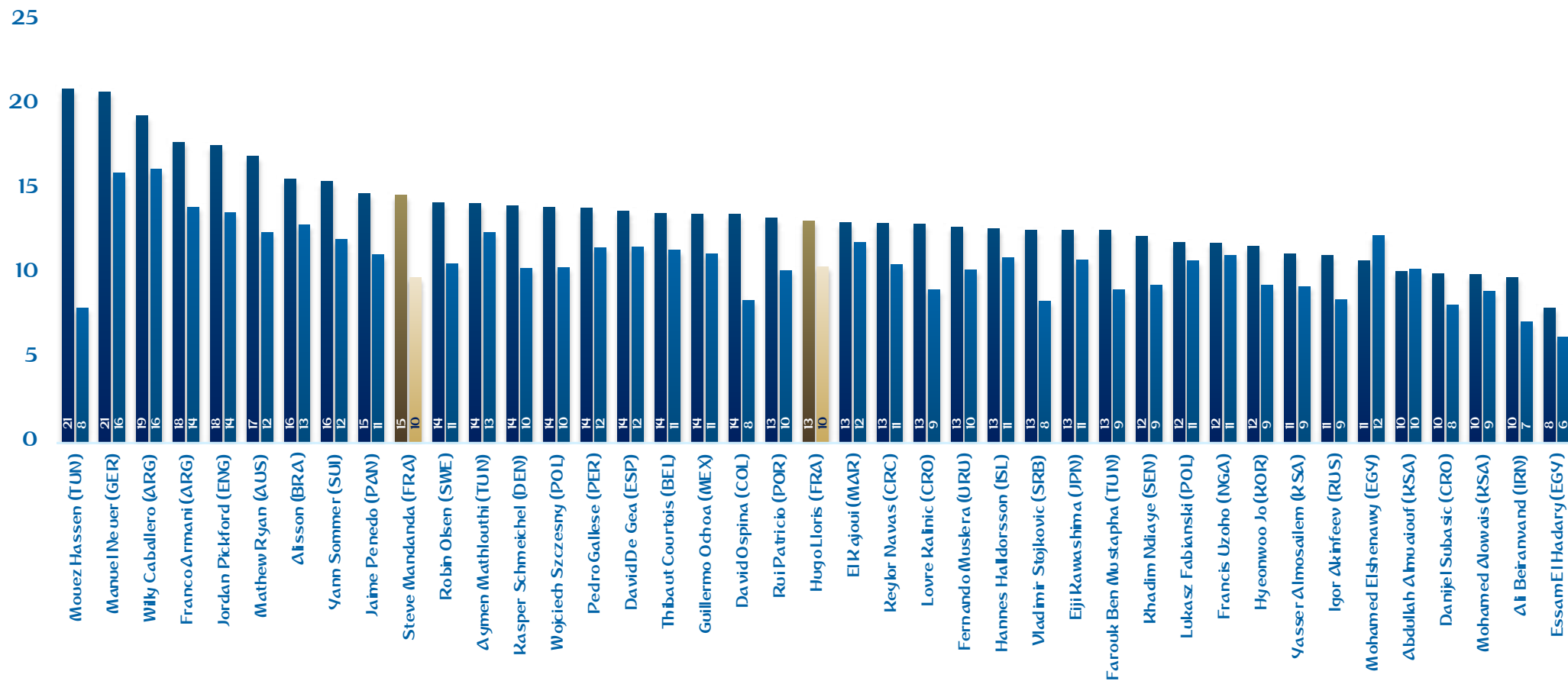


2,026

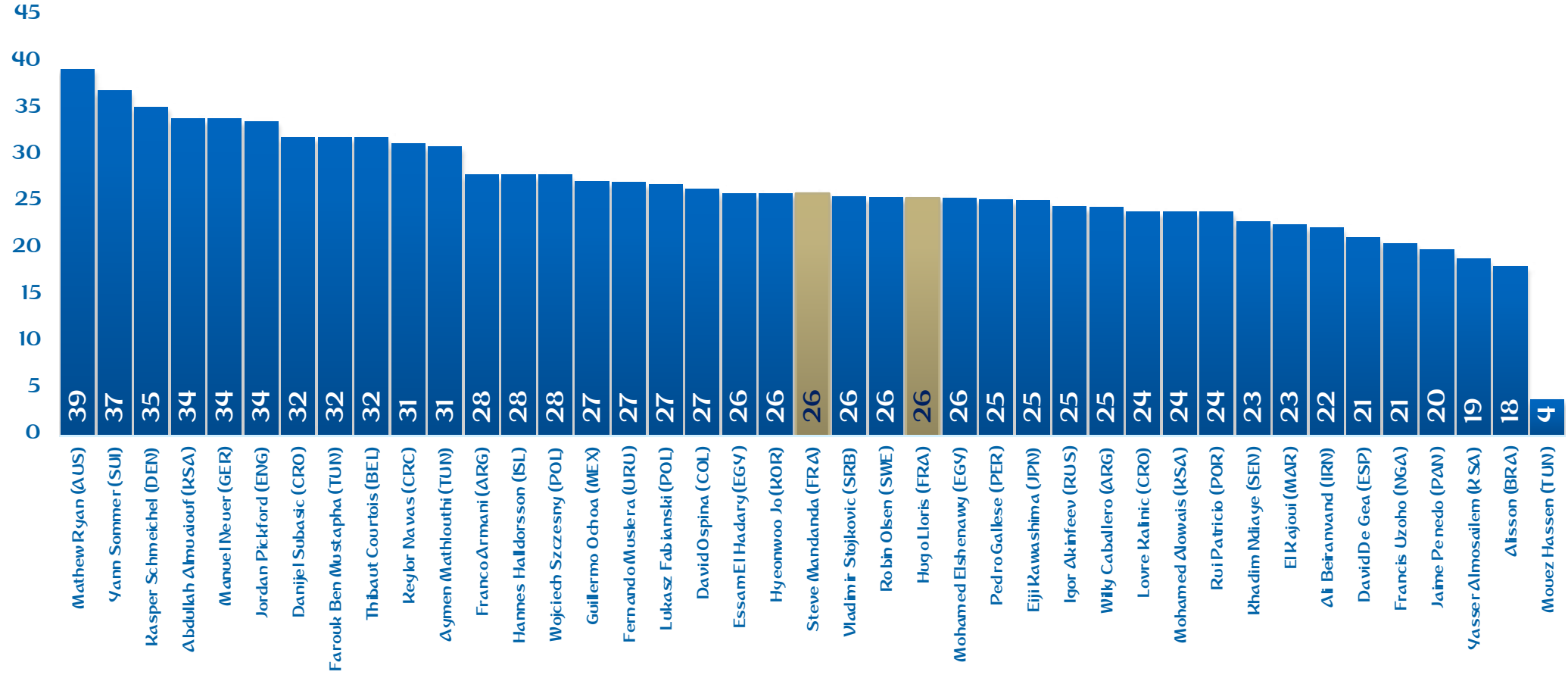
FWC 2018

■ In possession ■ Out of possession ■ FWC 2018™ winner

Average goalkeeper position (m)

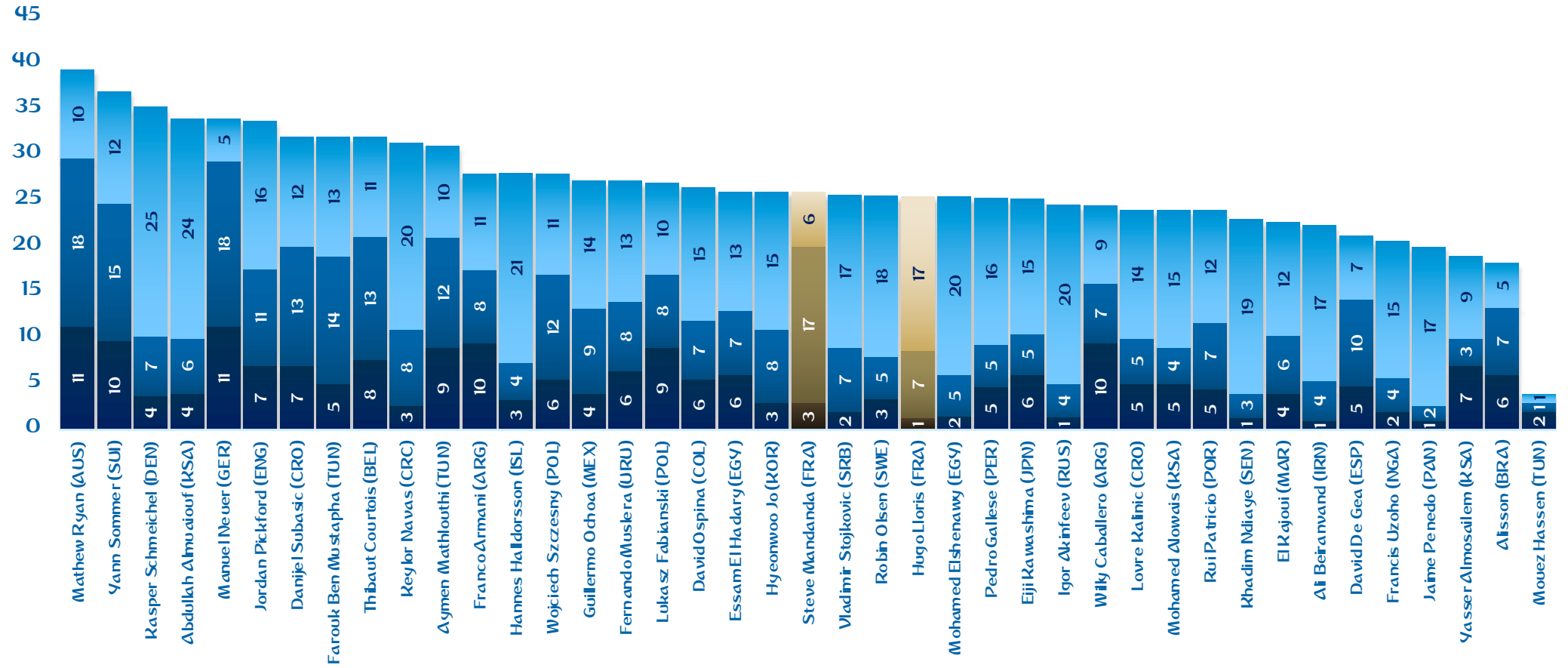


Average goalkeeper passes



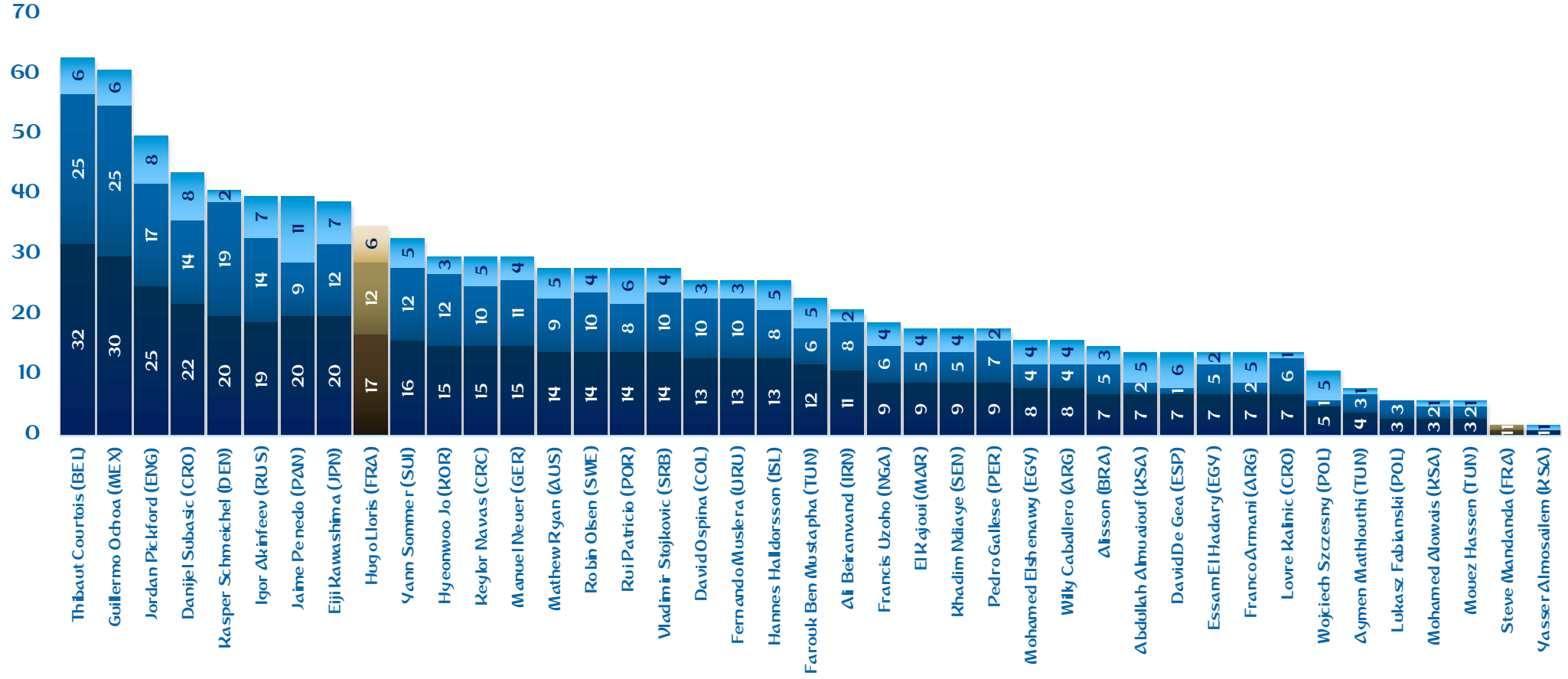
■ Short (under 17m) ■ Medium (17m-34m) ■ Long (over 34m) ■ FWC 2018™ winner

Average goalkeeper pass length



Goals conceded Saves Shots on target conceded FWC 2018™ winner

Goalkeeper activities



FIFA AWARDS



ADIDAS GOLDEN BALL**Luka Modric (CRO, 10)**

ADIDAS SILVER BALL:
Eden Hazard (BEL, 10)

ADIDAS BRONZE BALL:
Antoine Griezmann (FRA, 7)

This award goes to the best player in the final competition on the basis of a ranking compiled by the FIFA Technical Study Group. A Silver Ball and a Bronze Ball are awarded to the second and third best players.

ADIDAS GOLDEN BOOT**Harry Kane (ENG, 9)**

ADIDAS SILVER BOOT:
Antoine Griezmann (FRA, 7)

ADIDAS BRONZE BOOT:
Romelu Lukaku (BEL, 9)



This award is given to the top goalscorer of the 2018 FIFA World Cup Russia™. Assists were included if two or more players were equal on goals scored. The FIFA Technical Study Group decided whether an assist was to be counted. If two or more players remained equal, the player who had played fewer minutes in the final competition was ranked first. A Silver Boot and a Bronze Boot are awarded to the second and third best goalscorers.

ADIDAS GOLDEN GLOVE**Thibaut Courtois (BEL, 1)**

The top goalkeeper award at the 2018 FIFA World Cup Russia™ is given by the FIFA Technical Study Group based on the performances throughout the final competition.

**FIFA FAIR PLAY TROPHY****Spain**

The FIFA Fair Play Trophy is awarded to the team with the best fair play record, according to a points system and criteria specified in the competition regulations.

FIFA YOUNG PLAYER AWARD**Kylian Mbappe (FRA, 10)**

The FIFA Young Player Award was given to the best young player in Russia, as selected by the FIFA TSG. The player had to have been born on or after 1 January 1997.

MATCH INFORMATION



MATCH INFORMATION: GROUP A

Data provided by FIFA, text provided by FIFA.com.

Russia v. Saudi Arabia

5-0 (2-0)

1 14.06.2018 18:00 MOSCOW 78,011

RUS: 1 AKINFEEV (C); 2 MARIO FERNANDES, 3 KUTEPOV, 4 IGNASHEVICH, 8 GAZINSKY, 9 DZAGOEV, 10 SMOLOV, 11 ZOBNIN, 17 GOLOVIN, 18 ZHIRKOV, 19 SAMEDOV

KSA: 1 ABDULLAH ALMUAIOUF; 3 OSAMA HAWSAWI (C), 5 OMAR HAWSAWI, 6 MOHAMMED ALBURAYK, 7 SALMAN ALFARAJ, 8 YAHIA ALSHEHRI, 10 MOHAMMED ALSAHLAWI, 13 YASSER ALSHAHRANI, 14 ABDULLAH OTAYF, 17 TAISEER ALJASSAM, 18 SALEM ALDAWSARI

Scorers: 1-0 12' GAZINSKY (8), 2-0 43' CHERYSHEV (6), 3-0 71' DZYUBA (22), 4-0 90'+1 CHERYSHEV (6), 5-0 90'+4 GOLOVIN (17)

Referee: Nestor PITANA (ARG)

Assistant referees: Hernan MAIDANA (ARG), Juan Pablo BELATTI (ARG)

4th official: Sandro RICCI (BRA)

Reserve assistant referee: Emerson DE CARVALHO (BRA)

Substitutions: **RUS:** 24' out DZAGOEV (9), in CHERYSHEV (6), 64' out SAMEDOV (19), in KUZIAEV (7), 70' out SMOLOV (10), in DZYUBA (22)

KSA: 64' out ABDULLAH OTAYF (14), in FAHAD ALMUWALLAD (19), 72' out YAHIA ALSHEHRI (8), in HATAN BAHBRI (9), 85' out MOHAMMED ALSAHLAWI (10), in MUHANNAD ASIRI (20)

Cautions: **RUS:** 88' GOLOVIN (17)

KSA: 90'+3 TAISEER ALJASSAM (17)

Expulsions: -

Hosts Russia could not have wished for a better start to their own FIFA World Cup™ following their resounding 5-0 victory over Saudi Arabia. Iury Gazinsky scored the first goal of Russia 2018 with a firmly-placed header, before substitute Denis Cheryshev - who replaced the injured Alan Dzagoev - scored the second before the break. Artem Dzyuba's goal came mere moments after being introduced before Cheryshev's stunner and Aleksandr Golovin's free kick sealed the victory.

See match highlights:

[Russia v Saudi Arabia - 2018 FIFA World Cup Russia™ - Match 1](#)

Egypt v. Uruguay

0-1 (0-0)

2 15.06.2018 17:00 EKATERINBURG 27,015

EGY: 23 MOHAMED ELSHENAWY; 2 ALI GABR, 6 AHMED HEGAZY, 7 AHMED FATHI (C), 8 TAREK HAMED, 9 MARWAN MOHSEN, 13 MOHAMED ABDELSHAFY, 17 MOHAMED ELNENY, 19 ABDALLA SAID, 21 TREZEGUET, 22 AMR WARDA

URU: 1 MUSLERA; 2 GIMENEZ, 3 GODIN (C), 4 VARELA, 6 BENTANCUR, 8 NANDEZ, 9 SUAREZ, 10 DE ARRASCAETA, 15 VECINO, 21 CAVANI, 22 CACERES

Scorers: 0-1 89' GIMENEZ (2)

Referee: Bjorn KUIPERS (NED)

Assistant referees: Sander VAN ROEKEL (NED), Erwin ZEINSTRAS (NED)

4th official: Milorad MAZIC (SRB)

Reserve assistant referee: Milovan RISTIC (SRB)

Substitutions: **EGY:** 50' out TAREK HAMED (8), in SAM MORSY (5), 63' out MARWAN MOHSEN (9), in KAHRABA (11), 82' out AMR WARDA (22), in RAMADAN SOBHY (14)

URU: 58' out NANDEZ (8), in SANCHEZ (5), 59' out DE ARRASCAETA (10), in RODRIGUEZ (7), 87' out VECINO (15), in TORREIRA (14)

Cautions: **EGY:** 90'+3 SAM MORSY (5), 90'+6 AHMED HEGAZY (6)

Expulsions: -

Uruguay were made to work overtime before finally edging a late 1-0 win over Egypt in their opening Group A contest in Ekaterinburg. Defender Jose Gimenez was the unlikely hero with a towering last-minute winning header, after Egypt had impressed with their organisation. Star forwards Edinson Cavani and Luis Suarez were largely starved of opportunities, although the former hit the post with a free-kick, as Uruguay finished strongly. Egypt's star forward Mohamed Salah failed to make an appearance after injury and the Pharaohs' Russia 2018 opener ended on a sour note.

See match highlights:

[Egypt v Uruguay - 2018 FIFA World Cup Russia™ - Match 2](#)



Russia v. Egypt

3-1 (0-0)

17 19.06.2018 21:00 ST. PETERSBURG 64,468

RUS: 1 AKINFEEV (C); 2 MARIO FERNANDES, 3 KUTEPOV, 4 IGNASHEVICH, 6 CHERYSHEV, 8 GAZINSKY, 11 ZOBNIN, 17 GOLOVIN, 18 ZHIRKOV, 19 SAMEDOV, 22 DZYUBA

EGY: 23 MOHAMED ELSHENAWY; 2 ALI GABR, 6 AHMED HEGAZY, 7 AHMED FATHI (C), 8 TAREK HAMED, 9 MARWAN MOHSEN, 10 MOHAMED SALAH, 13 MOHAMED ABDELSHAFY, 17 MOHAMED ELNENY, 19 ABDALLA SAID, 21 TREZIGUET

Scorers: 1-0 47' AHMED FATHI (7, own goal), 2-0 59' CHERYSHEV (6), 3-0 62' DZYUBA (22), 3-1 73' MOHAMED SALAH (10, pen.)

Referee: Enrique CACERES (PAR)

Assistant referees: Eduardo CARDOZO (PAR), Juan ZORRILLA (PAR)

4th official: Cuneyt CAKIR (TUR)

Reserve assistant referee: Bahattin DURAN (TUR)

Substitutions: **RUS:** 74' out CHERYSHEV (6), in KUZIAEV (7), 79' out DZYUBA (22), in SMOLOV (10), 86' out ZHIRKOV (18), in KUDRIASHOV (13)

EGY: 64' out MOHAMED ELNENY (17), in AMR WARDI (22), 68' out TREZIGUET (21), in RAMADAN SOBHAY (14), 82' out MARWAN MOHSEN (9), in KAHRABA (11)

Cautions: **RUS:** 84' SMOLOV (10)

EGY: 57' TREZIGUET (21)

Expulsions: –

Russia's delight in their home FIFA World Cup™ continued after a hotly-contested clash with Egypt burst into life in the second half. After a frenetic opening period, lacking the chances the energy and endeavour warranted, Egypt captain Ahmed Fathi handed Russia a gift by deflecting into his own net – already the fifth own-goal at Russia 2018. Denis Cheryshev and Artem Dzyuba then repeated their opening-match heroics by netting twice in three minutes to extinguish almost all of Egypt's remaining hope. Mohamed Salah struck from the penalty spot, but the Pharaohs must rely on Saudi Arabia doing them a favour to keep their slender chance of progression alive.

See match highlights:

[Russia v Egypt - 2018 FIFA World Cup Russia™ - Match 17](#)

Uruguay v. Saudi Arabia

1-0 (1-0)

18 20.06.2018 18:00 ROSTOV-ON-DON 42,678

URU: 1 MUSLERA; 2 GIMENEZ, 3 GODIN (C), 4 VARELA, 5 SANCHEZ, 6 BENTANCUR, 7 RODRIGUEZ, 9 SUAREZ, 15 VECINO, 21 CAVANI, 22 CACERES

KSA: 22 MOHAMMED ALLOWAIS; 3 OSAMA HAWSAWI (C), 4 ALI ALBULAYHI, 6 MOHAMMED ALBURAYK, 7 SALMAN ALFARAJ, 9 HATAN BAHBRI, 13 YASSER ALSHAHRANI, 14 ABDULLAH OTAYF, 17 TAISEER ALJASSAM, 18 SALEM ALDAWSARI, 19 FAHAD ALMUWALLAD

Scorers: 1-0 23' SUAREZ (9)

Referee: Clement TURPIN (FRA)

Assistant referees: Nicolas DANOS (FRA), Cyril GRINGORE (FRA)

4th official: John PITTI (PAN)

Reserve assistant referee: Gabriel VICTORIA (PAN)

Substitutions: **URU:** 59' out RODRIGUEZ (7), in LAXALT (17), 59' out VECINO (15), in TORREIRA (14), 82' out SANCHEZ (5), in NANDEZ (8)

KSA: 44' out TAISEER ALJASSAM (17), in HUSSAIN ALMOQAWHI (16), 75' out HATAN BAHBRI (9), in MOHAMED KANNO (12), 78' out FAHAD ALMUWALLAD (19), in MOHAMMED ALSAHLAWI (10)

Cautions: –

Expulsions: –

With the temperatures reaching 32°C, La Celeste had good reason to conserve their energy. They took the lead after 23 minutes, when Luis Suarez sidefooted into an empty net after Saudi goalkeeper Mohammed Allowais had tried and failed to claim a corner.

After moving into pole position to qualify for the next round, the Uruguayans paced themselves, continuing to probe but without exerting themselves too much, despite the fact that a draw with Russia in their final game will leave them second in Group A.

In the lead-up to the match, Saudi Arabia coach Juan Antonio Pizzi had urged his players to be competitive, putting the emphasis more on the right mindset than on strategy and tactics. He has reason to be satisfied despite their elimination. Though not the strongest side in the competition, the Saudis battled hard and had chances to score.

See match highlights:

[Uruguay v Saudi Arabia - 2018 FIFA World Cup Russia™ - Match 18](#)



Uruguay v. Russia

3-0 (2-0)

33	25.06.2018	18:00	SAMARA	41,970
URU:	1 MUSLERA; 3 GODIN (C), 6 BENTANCUR, 8 NANDEZ, 9 SUAREZ, 14 TORREIRA, 15 VECINO, 17 LAXALT, 19 COATES, 21 CAVANI, 22 CACERES			
RUS:	1 AKINFEEV (C); 3 KUTEPOV, 4 IGNASHEVICH, 6 CHERYSHEV, 8 GAZINSKY, 11 ZOBNIN, 13 KUDRIASHOV, 15 MIRANCHUK Alexey, 19 SAMEDOV, 22 DZYUBA, 23 SMOLNIKOV			
Scorers:	1-0 10' SUAREZ (9), 2-0 23' CHERYSHEV (6, own goal), 3-0 90' CAVANI (21)			
Referee:	Malang DIEDHIU (SEN)			
Assistant referees:	Djibril CAMARA (SEN), El Hadji SAMBA (SEN)			
4th official:	Bamlak TESSEMA (ETH)			
Reserve assistant referee:	Hasan ALMAHRI (UAE)			
Substitutions:	URU: 63' out BENTANCUR (6), in DE ARRASCAETA (10), 73' out NANDEZ (8), in RODRIGUEZ (7), 90'+3 out CAVANI (21), in GOMEZ (18) RUS: 38' out CHERYSHEV (6), in MARIO FERNANDES (2), 46' HT out GAZINSKY (8), in KUZIAEV (7), 60' out MIRANCHUK Alexey (15), in SMOLOV (10)			
Cautions:	URU: 59' BENTANCUR (6) RUS: 9' GAZINSKY (8), 27' SMOLNIKOV (23)			
Expulsions:	RUS: 36' (2YR) SMOLNIKOV (23)			

Uruguay beat hosts Russia 3-0 thanks to goals from forward duo Luis Suarez and Edinson Cavani, alongside an own goal from Denis Cheryshev, to finish as Group A winners.

Suarez opened the scoring in the tenth minute, curling in a free-kick from just outside Russia's penalty area to score his seventh World Cup finals goal, surpassing Diego Forlan in second place all-time for Uruguay. La Celeste's lead was then doubled when Cheryshev scored the sixth own goal at Russia 2018, equalling the record for a single World Cup (1998), after Diego Laxalt's shot took a heavy deflection.

Things went from bad to worse for the hosts when defender Igor Smolnikov was given his marching orders in the 36th minute after receiving two yellow cards.

Attacking changes at the break from Russia head coach Stanislav Cherchesov brought goalscoring opportunities but they could not breach 100-cap Fernando Muslera's goal.

Cavani had the final say of the evening when he pounced on an Akinfeev parry following captain Diego Godin's header. Cavani equalled team-mate Suarez's record by scoring at three different World Cups (2010, 2014 and 2018).

See match highlights:

[Uruguay v Russia - 2018 FIFA World Cup Russia™ - Match 33](#)

Saudi Arabia v. Egypt

2-1 (1-1)

34	25.06.2018	17:00	VOLGOGRAD	36,823
KSA:	21 YASSER ALMOSAILEM; 3 OSAMA HAWSAWI (C), 6 MOHAMMED ALBURAYK, 7 SALMAN ALFARAJ, 9 HATAN BAHBRI, 13 YASSER ALSHAHRANI, 14 ABDULLAH OTAYF, 16 HUSSAIN ALMOQAHWI, 18 SALEM ALDAWSARI, 19 FAHAD ALMUWALLAD, 23 MOTAZ HAWSAWI			
EGY:	1 ESSAM ELHADARY (C); 2 ALI GABR, 6 AHMED HEGAZY, 7 AHMED FATHI, 8 TAREK HAMED, 9 MARWAN MOHSEN, 10 MOHAMED SALAH, 13 MOHAMED ABDELSHAFY, 17 MOHAMED ELNENY, 19 ABDALLA SAID, 21 TREZIGUET			
Scorers:	0-1 22' MOHAMED SALAH (10), 1-1 45'+6' SALMAN ALFARAJ (7, pen.), 2-1 90'+5' SALEM ALDAWSARI (18)			
Referee:	Wilmar ROLDAN (COL)			
Assistant referees:	Alexander GUZMAN (COL), Cristian DE LA CRUZ (COL)			
4th official:	Ricardo MONTERO (CRC)			
Reserve assistant referee:	Hiroshi YAMAUCHI (JPN)			
Substitutions:	KSA: 65' out HATAN BAHBRI (9), in MUHANNAD ASIRI (20), 79' out FAHAD ALMUWALLAD (19), in YAHIA ALSHEHRI (8) EGY: 45'+7' out ABDALLA SAID (19), in AMR WARDI (22), 64' out MARWAN MOHSEN (9), in RAMADAN SOHBY (14), 81' out TREZIGUET (21), in KAHRABA (11)			
Cautions:	EGY: 45'+5' ALI GABR (2), 86' AHMED FATHI (7)			
Expulsions:	-			

Saudi Arabia and Egypt signed off their 2018 FIFA World Cup™ participation with an absorbing spectacle at Volgograd Arena that was only settled in the final minute. The match between Group A's two already-eliminated sides had everything: fight, emotion, goals, broken records and a dramatic twist at the end.

Mohamed Salah's neatly-taken lob over the onrushing goalkeeper looked to have knocked the wind out of the Saudi sails, and they almost conceded a second to the Liverpool forward immediately afterwards. However, Juan Antonio Pizzi's team refused to give in and instead scored twice themselves – once at the end of each half.

But not before a unique piece of World Cup history: legendary Pharaohs shot-stopper Essam Elhadary, who at 45 years and 161 days is now the oldest player ever to feature at the tournament, superbly thwarted one penalty kick only to be beaten by Salman Alfaraj from 12 yards moments later. Salem Aldawsari rolled home a volley to snatch victory with the game's final influential touch.

See match highlights:

[Saudi Arabia v Egypt - 2018 FIFA World Cup Russia™ - Match 34](#)



GROUP A

Rank	Team	MP	W	D	L	GF	GA	+/-	Pts
1	Uruguay	3	3	0	0	5	0	+5	9
2	Russland	3	2	0	1	8	4	+4	6
3	Saudi Arabia	3	1	0	2	2	7	-5	3
4	Egypt	3	0	0	3	2	6	-4	0

MATCH INFORMATION: GROUP B

Portugal v. Spain

3-3 (2-1)
3 15.06.2018 21:00 SOCHI 43,866

POR: 1 RUI PATRICIO; 3 PEPE, 5 RAPHAEL GUERREIRO, 6 JOSE FONTE, 7 CRISTIANO RONALDO (C), 8 JOAO MOUTINHO, 11 BERNARDO SILVA, 14 WILLIAM, 16 BRUNO FERNANDES, 17 GONCALO GUEDES, 21 CEDRIC

ESP: 1 DE GEA; 3 PIQUE, 4 NACHO, 5 BUSQUETS, 6 INIESTA, 8 KOKE, 15 RAMOS (C), 18 ALBA, 19 COSTA, 21 SILVA, 22 ISCO

Scorers: 1-0 4' CRISTIANO RONALDO (7, pen.), 1-1 24' COSTA (19), 2-1 44' CRISTIANO RONALDO (7), 2-2 55' COSTA (19), 2-3 58' NACHO (4), 3-3 88' CRISTIANO RONALDO (7)

Referee: Gianluca ROCCHI (ITA)

Assistant referees: Elenito DI LIBERATORE (ITA), Mauro TONOLINI (ITA)

4th official: Ryuji SATO (JPN)

Reserve assistant referee: Toru SAGARA (JPN)

Substitutions: **POR:** 68' out BRUNO FERNANDES (16), in JOAO MARIO (10), 69' out BERNARDO SILVA (11), in RICARDO QUARESMA (20), 80' out GONCALO GUEDES (17), in ANDRE SILVA (9)

ESP: 70' out INIESTA (6), in THIAGO (10), 77' out COSTA (19), in ASPAS (17), 86' out SILVA (21), in VAZQUEZ (11)

Cautions: **POR:** 28' BRUNO FERNANDES (16)

ESP: 17' BUSQUETS (5)

Expulsions: -

Cristiano Ronaldo was Portugal's saviour once again as he scored a hat-trick to secure a draw against Spain. It was the Real Madrid man's highest goal tally in a FIFA World Cup™ match.

He kicked off with an early penalty, deceiving Nacho inside the box to win it and then stroking the ball home from the spot. Fortunately for *La Roja*, Diego Costa was also at his bristling best, getting the better of the Portugal defence to level the scores. Isco then thumped a rasping drive against the bar. Yet while Spain dominated possession they were vulnerable on the counter, and it was on the break that Ronaldo put his side back in front, firing in a drive that David de Gea was unable to hold.

Costa scored his second equaliser of the night just after the restart before Nacho atoned for his penalty-box trip on Ronaldo by powering a superb half-volley in off the post, his first goal for Spain. As the clock ticked down, however, Gerard Pique brought down CR7 just outside the box, with the Portugal star dusting himself down to complete the scoring with a sublime free-kick.

See match highlights:

[Portugal v Spain - 2018 FIFA World Cup Russia™ - Match 3](#)

Morocco v. IR Iran

0-1 (0-0)
4 15.06.2018 18:00 ST. PETERSBURG 62,548

MAR: 12 EL KAJOUJI; 2 HAKIMI, 5 BENATIA (C), 6 SAISS, 7 ZIYACH, 8 EL AHMADI, 9 EL KAABI, 10 BELHANDA, 14 BOUSSOUFA, 16 AMRABAT Nouredine, 18 HARIT

IRN: 1 BEIRANVAND; 3 HAJI SAFI, 4 CHESHMI, 7 SHOJAEI (C), 8 POURALIGANJLI, 9 EBRAHIMI, 10 ANSARIFARD, 11 AMIRI, 18 JAHANBAKHSH, 20 AZMOUN, 23 REZAEIAN

Scorers: 0-1 90'+5 BOUHADDOUZ (20, own goal)

Referee: Cuneyt CAKIR (TUR)

Assistant referees: Bahattin DURAN (TUR), Tarik ONGUN (TUR)

4th official: Sergei KARASEV (RUS)

Reserve assistant referee: Anton AVERIANOV (RUS)

Substitutions: **MAR:** 76' out AMRABAT Nouredine (16), in AMRABAT (21), 77' out EL KAABI (9), in BOUHADDOUZ (20), 82' out HARIT (18), in DA COSTA (4)

IRN: 68' out SHOJAEI (7), in TAREMI (17), 81' out EBRAHIMI (9), in HOSSEINI (19), 85' out JAHANBAKHSH (18), in GHODDOS (14)

Cautions: **MAR:** 34' EL AHMADI (8)

IRN: 10' SHOJAEI (7), 47' JAHANBAKHSH (18), 90'+2 ANSARIFARD (10)

Expulsions: -

For the second time on Friday, a last-minute goal has transformed the state of a group at the 2018 FIFA World Cup Russia™, and cut down a North African side. While it was Uruguay in the earlier encounter, a heartbreaking own goal sunk Morocco in IR Iran's favour for a 1-0 win.

Morocco flew out of the traps in Saint Petersburg, carving out some sensational chances, but Iran easily could have gone in ahead at the break. By contrast, the second-half hardly had an opening worthy of note, until deep in stoppage time when Aziz Bouhaddouz headed into his own net.

See match highlights:

[Morocco v IR Iran - 2018 FIFA World Cup Russia™ - Match 4](#)



Portugal v. Morocco

1-0 (1-0)

19 20.06.2018 15:00 MOSCOW 78,011

POR: 1 RUI PATRICIO; 3 PEPE, 5 RAPHAEL GUERREIRO, 6 JOSE FONTE, 7 CRISTIANO RONALDO (C), 8 JOAO MOUTINHO, 10 JOAO MARIO, 11 BERNARDO SILVA, 14 WILLIAM, 17 GONCALO GUEDES, 21 CEDRIC

MAR: 12 EL KAJOUJI; 2 HAKIMI, 4 DA COSTA, 5 BENATIA (C), 7 ZIYACH, 8 EL AHMADI, 10 BELHANDA, 13 BOUTAIB, 14 BOUSSOUFA, 16 AMRABAT Nouredine, 17 DIRAR

Scorers: 1-0 4' CRISTIANO RONALDO (7)

Referee: Mark GEIGER (USA)

Assistant referees: Joe FLETCHER (CAN), Frank ANDERSON (USA)

4th official: Sergei KARASEV (RUS)

Reserve assistant referee: Anton AVERIANOV (RUS)

Substitutions: **POR:** 59' out BERNARDO SILVA (11), in GELSON MARTINS (18), 70' out JOAO MARIO (10), in BRUNO FERNANDES (16), 89' out JOAO MOUTINHO (8), in ADRIEN SILVA (23)

MAR: 70' out BOUTAIB (13), in EL KAABI (9), 75' out BELHANDA (10), in CARCELA (23), 86' out EL AHMADI (8), in FAJR (11)

Cautions: **POR:** 90'+2 ADRIEN SILVA (23)

MAR: 40' BENATIA (5)

Expulsions: -

Cristiano Ronaldo was the star man for Portugal at the 2018 FIFA World Cup™ for the second match running, scoring the winner against Morocco at the Luzhniki Stadium to eliminate the North Africans. After his hat-trick heroics against Spain in his side's opener claimed a single point, one goal was enough to secure all three today.

Morocco played their part in an enthralling match, their vociferous fans cheering their side on for consistent waves of attack against the stern Portuguese defence. Younes Belhanda came closest for the Atlas Lions, but his header was superbly kept out by Rui Patricio.

In the end, it was a decisive header from Ronaldo that claimed the win, his strike coming after just four minutes. Portugal will come up against a familiar face in Carlos Queiroz in their final Group B fixture, while Morocco will have purely pride to play for when they face Spain.

See match highlights:

[Portugal v Morocco - 2018 FIFA World Cup Russia™ - Match 19](#)

IR Iran v. Spain

0-1 (0-0)

20 20.06.2018 21:00 KAZAN 42,718

IRN: 1 BEIRANVAND; 3 HAJI SAFI (C), 6 EZATOLAH, 8 POURALIGANJI, 9 EBRAHIMI, 10 ANSARIFARD, 11 AMIRI, 17 TAREMI, 19 HOSSEINI, 20 AZMOUN, 23 REZAEIAN

ESP: 1 DE GEA; 2 CARVAJAL, 3 PIQUE, 5 BUSQUETS, 6 INIESTA, 11 VAZQUEZ, 15 RAMOS (C), 18 ALBA, 19 COSTA, 21 SILVA, 22 ISCO

Scorers: 0-1 54' COSTA (19)

Referee: Andres CUNHA (URU)

Assistant referees: Nicolas TARAN (URU), Mauricio ESPINOSA (URU)

4th official: Julio BASCUNAN (CHI)

Reserve assistant referee: Christian SCHIEMANN (CHI)

Substitutions: **IRN:** 69' out HAJI SAFI (3), in MOHAMMADI (5), 74' out ANSARIFARD (10), in JAHANBAKHSH (18), 86' out AMIRI (11), in GHODDOS (14)

ESP: 71' out INIESTA (6), in KOKE (8), 79' out VAZQUEZ (11), in ASENSIO (20), 89' out COSTA (19), in RODRIGO (9)

Cautions: **IRN:** 79' AMIRI (11), 90'+2 EBRAHIMI (9)

Expulsions: -

IR Iran and Spain rounded off Matchday 2 in Group B, with La Roja securing a deserved 1-0 win to record their first victory at the 2018 FIFA World Cup Russia™.

Fernando Hierro made two changes to Spain's starting line-up following their opening match against Portugal, as Dani Carvajal and Lucas Vazquez respectively replaced Nacho and Koke.

However, the Iberians struggled to break down a reshuffled Iranian defence that included Majid Hosseini in place of the injured Roozbeh Cheshmi. Indeed, Spain's first clear opening did not arrive until around the half-hour mark, when David Silva went close with a sideways scissor kick, before narrowly missing the target again just before the break with a deflected shot.

The second half started brightly and Gerard Pique, earning his 100th cap for Spain, had a chance from a corner before Sergio Busquets tried his luck from the edge of the penalty area.

Team Melli had a sight of goal at the other end of the pitch in the 53rd minute, but Karim Ansarifard's shot could only brush the side netting. Spain took the lead with their next attack a minute later, the ball ricocheting into the net off Diego Costa, who registered his third goal in two matches. Iran grew more adventurous after falling behind and Vahid Amiri almost levelled matters with a header that flew just over.

See match highlights:

[IR Iran v Spain - 2018 FIFA World Cup Russia™ - Match 20](#)



IR Iran v. Portugal

1-1 (0-1)

35 25.06.2018 21:00 SARANSK 41,685

IRN: 1 BEIRANVAND; 3 HAJI SAFI (C), 6 EZATOLAH, 8 POURALIGANJI, 9 EBRAHIMI, 11 AMIRI, 17 TAREMI, 18 JAHANBAKHS, 19 HOSSEINI, 20 AZMOUN, 23 REZAEIAN

POR: 1 RUI PATRICIO; 3 PEPE, 5 RAPHAEL GUERREIRO, 6 JOSE FONTE, 7 CRISTIANO RONALDO (C), 9 ANDRE SILVA, 10 JOAO MARIO, 14 WILLIAM, 20 RICARDO QUARESMA, 21 CEDRIC, 23 ADRIEN SILVA

Scorers: 0-1 45' RICARDO QUARESMA (20), 1-1 90'+3 ANSARIFARD (10, pen.)

Referee: Enrique CACERES (PAR)

Assistant referees: Eduardo CARDOZO (PAR), Juan ZORRILLA (PAR)

4th official: Mehdi ABID CHAREF (ALG)

Reserve assistant referee: Anouar HMILA (TUN)

Substitutions: **IRN:** 56' out HAJI SAFI (3), in MOHAMMADI (5), 70' out JAHANBAKHS (18), in GHODDOS (14), 76' out EZATOLAH (6), in ANSARIFARD (10)

POR: 70' out RICARDO QUARESMA (20), in BERNARDO SILVA (11), 84' out JOAO MARIO (10), in JOAO MOUTINHO (8), 90'+6 out ANDRE SILVA (9), in GONCALO GUEDES (17)

Cautions: **IRN:** 52' HAJI SAFI (3), 54' AZMOUN (20)

POR: 33' RAPHAEL GUERREIRO (5), 64' RICARDO QUARESMA (20), 83' CRISTIANO RONALDO (7), 90' FT CEDRIC (21)

Expulsions: -

Portugal struggled to a 1-1 draw against Iran in Saransk, a result that leaves them on five points, just behind rivals Spain on goals scored. Iran finish with four points and are eliminated despite an encouraging performance, especially in the second half.

Ricardo Quaresma's moment of brilliance just before half-time seemed to have been decisive for the Portuguese, but Karim Ansarifard scored a penalty deep in injury time after Cedric's handball.

Despite the lion's share of possession and chances, it was a frustrating night for the European champions, who could have had an insurance goal earlier except captain Cristiano Ronaldo saw his penalty saved by Iranian goalkeeper Ali Beiranvand.

See match highlights:

[IR Iran v Portugal - 2018 FIFA World Cup Russia™ - Match 35](#)

Spain v. Morocco

2-2 (1-1)

36 25.06.2018 20:00 KALININGRAD 33,973

ESP: 1 DE GEA; 2 CARVAJAL, 3 PIQUE, 5 BUSQUETS, 6 INIESTA, 10 THIAGO, 15 RAMOS (C), 18 ALBA, 19 COSTA, 21 SILVA, 22 ISCO

MAR: 12 EL KAJOU, 2 HAKIMI, 4 DA COSTA, 6 SAISS, 7 ZIYACH, 8 EL AHMADI, 10 BELHANDA, 13 BOUTAIB, 14 BOUSSOUFA (C), 16 AMRABAT Nouredine, 17 DIRAR

Scorers: 0-1 14' BOUTAIB (13), 1-1 19' ISCO (22), 1-2 81' EN NESYRI (19), 2-2 90'+1 ASPAS (17)

Referee: Ravshan IRMATOV (UZB)

Assistant referees: Abdukhamidullo RASULOV (UZB), Jakhongir SAIDOV (UZB)

4th official: Mohammed Abdulla MOHAMMED (UAE)

Reserve assistant referee: Mohamed ALHAMMADI (UAE)

Substitutions: **ESP:** 74' out COSTA (19), in ASPAS (17), 74' out THIAGO (10), in ASENSIO (20), 84' out SILVA (21), in RODRIGO (9)

MAR: 63' out BELHANDA (10), in FAJR (11), 72' out BOUTAIB (13), in EN NESYRI (19), 85' out ZIYACH (7), in BOUHADDOUZ (20)

Cautions: **MAR:** 21' EL AHMADI (8), 29' AMRABAT Nouredine (16), 31' DA COSTA (4), 31' BOUSSOUFA (14), 88' EL KAJOU (12), 90'+3 HAKIMI (2)

Expulsions: -

Spain's objective at the start of the match was simple: to stay top of Group B. Though already eliminated, Morocco had an objective of their own: to ensure they did not leave the competition goalless.

Morocco were the first to fulfil their aim, as forward Khalid Boutaib capitalised on a misunderstanding between Sergio Ramos and Andres Iniesta to sprint clear and slip the ball under David De Gea with 14 minutes on the clock. Clearly stung, *La Roja* took just five minutes to reply, with Iniesta slipping the perfect pass to Isco, who fired home from close range. That was not the cue for the Spanish machine to click into gear, however, as the Atlas Lions continued to make life difficult for them. Boutaib scampered clear once more only to be denied by De Gea, and though Diego Costa was inches away from converting another pinpoint Iniesta pass before the break, the Moroccans went close yet again when Nouredine Amrabat struck the angle of post and bar with a fizzing drive ten minutes into the second half.

Spain's response to that scare was to keep the ball and bump up their possession stats, though it was the Africans who struck next when Youssef En Nesryri powered home a header from a corner with nine minutes remaining. But just when Morocco thought the points were theirs, Iago Aspas scored with a fine back-heeled flick in stoppage time as Spain ultimately made first place theirs.

See match highlights:

[Spain v Morocco - 2018 FIFA World Cup Russia™ - Match 36](#)



GROUP B

Rank	Team	MP	W	D	L	GF	GA	+/-	Pts
1	Spain	3	1	2	0	6	5	+1	5
2	Portugal	3	1	2	0	5	4	+1	5
3	IR Iran	3	1	1	1	2	2	0	4
4	Morocco	3	0	1	2	2	4	-2	1

MATCH INFORMATION: GROUP C

France v. Australia

2-1 (0-0)
5 16.06.2018 13:00 KAZAN 41,279
FRA: 1 Lloris (C); 2 PAVARD, 4 VARANE, 5 UMTITI, 6 POGBA, 7 GRIEZMANN, 10 MBAPPE, 11 DEMBELE, 12 TOLISSO, 13 KANTE, 21 HERNANDEZ

AUS: 1 RYAN; 5 MILLIGAN, 7 LECKIE, 10 KRUSE, 11 NABBOUT, 13 MOOY, 15 JEDINAK (C), 16 BEHICH, 19 RISDON, 20 SAINSBURY, 23 ROGIC

Scorers: 1-0 58' GRIEZMANN (7, pen.), 1-1 62' JEDINAK (15, pen.), 2-1 81' BEHICH (16, own goal)

Referee: Andres CUNHA (URU)

Assistant referees: Nicolas TARAN (URU), Mauricio ESPINOSA (URU)

4th official: Julio BASCUNAN (CHI)

Reserve assistant referee: Christian SCHIEMANN (CHI)

Substitutions: FRA: 70' out GRIEZMANN (7), in GIROUD (9), 70' out DEMBELE (11), in FEKIR (18), 78' out TOLISSO (12), in MATUIDI (14)

AUS: 64' out NABBOUT (11), in JURIC (9), 72' out ROGIC (23), in IRVINE (22), 84' out KRUSE (10), in ARZANI (17)

Cautions: FRA: 76' TOLISSO (12)

AUS: 13' LECKIE (7), 57' RISDON (19), 87' BEHICH (16)

Expulsions: -

The third matchday of the 2018 FIFA World Cup Russia™ began with the Group C encounter between France and Australia in Kazan. Although Les Bleus made a bright start, stars Kylian Mbappe, Paul Pogba and Antoine Griezmann were unable to capitalise on their chances. The Aussies gained a foothold in the game after the first 15 minutes, with Hugo Lloris palming their best first-half opportunity clear when team-mate Corentin Tolisso threatened to deflect a free-kick into his own net.

The action then came thick and fast after the interval. After consulting with the video assistant referees (VAR team), referee Andres Cunha awarded France a penalty that Griezmann coolly converted. Samuel Umtiti then handled the ball in the box just a few minutes later, with Mile Jedinak scoring the resulting spot-kick. Didier Deschamps' side ultimately turned the match back in their favour, thanks to an own goal from Australia defender Aziz Behich.

Both teams will be back in action on Thursday 21 June, when France take on Peru, while Australia will be under pressure against Denmark.

See match highlights:

[France v Australia - 2018 FIFA World Cup Russia™ - Match 5](#)

Peru v. Denmark

0-1 (0-0)
6 16.06.2018 19:00 SARANSK 40,502
PER: 1 GALLESE; 2 RODRIGUEZ (C), 6 TRAUCO, 8 CUEVA, 10 FARFAN, 13 TAPIA, 15 RAMOS, 17 ADVINCULA, 18 CARRILLO, 19 YOTUN, 20 FLORES

DEN: 1 SCHMEICHEL; 4 KJAER (C), 6 CHRISTENSEN, 7 KVIST, 8 DELANEY, 9 JORGENSEN Mathias, 10 ERIKSEN, 14 DALSGAARD, 17 LARSEN, 20 POULSEN, 23 SISTO

Scorers: 0-1 59' POULSEN (20)

Referee: Bakary GASSAMA (GAM)

Assistant referees: Jean Claude BIRUMUSHAHU (BDI), Abdelhak ETCHIALI (ALG)

4th official: Mehdi ABID CHAREF (ALG)

Reserve assistant referee: Anouar HMILA (TUN)

Substitutions: PER: 62' out FLORES (20), in GUERRERO (9), 85' out FARFAN (10), in RUIDIAZ (11), 87' out TAPIA (13), in AQUINO (23)

DEN: 35' out KVIST (7), in SCHONE (19), 67' out SISTO (23), in BRAITHWAITE (11), 81' out CHRISTENSEN (6), in JORGENSEN Nicolai (13)

Cautions: PER: 38' TAPIA (13)

DEN: 86' DELANEY (8), 90'+3 POULSEN (20)

Expulsions: -

Denmark edged out Peru thanks to Yussuf Poulsen's second-half goal to join France on three points in Group C of the 2018 FIFA World Cup Russia™.

The Peru fans were out in force in Saransk, making their players feel right at home. Suitably inspired, they dominated the first half but could not make the most of the opportunities they created.

Perhaps the pressure of Peru's 36-year absence from the world finals weighed heavy on their shoulders, with Christian Cueva missing a penalty just before the break. Playing a more patient game, the Danes were unable to generate any clear-cut chances as the first half ended goalless.

Adopting a more adventurous approach after the restart, Denmark were rewarded when Christian Eriksen's precise through-ball allowed Poulsen to open the scoring. Though the South Americans piled the pressure on in search of an equaliser, the Danes held firm, with keeper Kasper Schmeichel pulling off some fine stops.

See match highlights:

[Peru v Denmark - 2018 FIFA World Cup Russia™ - Match 6](#)


France v. Peru

1-0 (1-0)

21 21.06.2018 20:00 EKATERINBURG 32,789

FRA: 1 Lloris (C); 2 PAVARD, 4 VARANE, 5 UMTITI, 6 POGBA, 7 GRIEZMANN, 9 GIROUD, 10 MBAPPE, 13 KANTE, 14 MATUIDI, 21 HERNANDEZ

PER: 1 GALLESE; 2 RODRIGUEZ, 6 TRAUACO, 8 CUEVA, 9 GUERRERO (C), 15 RAMOS, 17 ADVINCUCLA, 18 CARRILLO, 19 YOTUN, 20 FLORES, 23 AQUINO

Scorers: 1-0 34' MBAPPE (10)

Referee: Mohammed Abdulla MOHAMMED (UAE)

Assistant referees: Mohamed ALHAMMADI (UAE), Hasan ALMAHRI (UAE)

4th official: Janny SIKAZWE (ZAM)

Reserve assistant referee: Jerson DOS SANTOS (ANG)

Substitutions: **FRA:** 75' out MBAPPE (10), in DEMBELE (11), 80' out GRIEZMANN (7), in FEKIR (18), 89' out POGBA (6), in NZONZI (15)

PER: 46' HT out YOTUN (19), in FARFAN (10), 46' HT out RODRIGUEZ (2), in SANTAMARIA (4), 82' out CUEVA (8), in RUIDIAZ (11)

Cautions: **FRA:** 16' MATUIDI (14), 86' POGBA (6)

PER: 23' GUERRERO (9), 81' AQUINO (23)

Expulsions: -

France needed a lone first-half strike from teenage sensation Kylian Mbappe to edge past Peru and end the South American's hopes of reaching Russia 2018's Round of 16. France's all-star side were made to work overtime before subduing a brave Peru in front of a buoyant South American-flavoured crowd.

La Blanquirroja enjoyed good periods throughout the match and were outplayed only in the final quarter-hour of the first half. It was at that point that Mbappe broke the deadlock with a close-range tap-in. It proved enough for France to maintain their lead at the top of Group C and shore up a ticket to the last 16.

Peru can consider themselves unlucky with Paolo Guerrero denied and Pedro Aquino hitting the post. Peru's campaign is now over after successive 1-0 defeats.

See match highlights:

[France v Peru - 2018 FIFA World Cup Russia™ - Match 21](#)

Denmark v. Australia

1-1 (1-1)

22 21.06.2018 16:00 SAMARA 40,727

DEN: 1 SCHMEICHEL; 4 KJAER (C), 6 CHRISTENSEN, 8 DELANEY, 9 JORGENSEN Mathias, 10 ERIKSEN, 14 DALSGAARD, 17 LARSEN, 19 SCHONE, 20 POULSEN, 23 SISTO

AUS: 1 RYAN; 5 MILLIGAN, 7 LECKIE, 10 KRUSE, 11 NABBOUT, 13 MOOY, 15 JEDINAK (C), 16 BEHICH, 19 RISDON, 20 SAINSBURY, 23 ROGIC

Scorers: 1-0 7' ERIKSEN (10), 1-1 38' JEDINAK (15, pen.)

Referee: Antonio MATEU (ESP)

Assistant referees: Pau CEBRIAN (ESP), Roberto DIAZ (ESP)

4th official: Bamlak TESSEMA (ETH)

Reserve assistant referee: Juan Carlos MORA (CRC)

Substitutions: **DEN:** 59' out POULSEN (20), in BRAITHWAITE (11), 68' out JORGENSEN Mathias (9), in CORNELIUS (21)

AUS: 68' out KRUSE (10), in ARZANI (17), 75' out NABBOUT (11), in JURIC (9), 82' out ROGIC (23), in IRVINE (22)

Cautions: **DEN:** 37' POULSEN (20), 84' SISTO (23)

Expulsions: -

Denmark and Australia played in an evenly-fought, intense contest, ending in a 1-1 draw in their second match in Group C at the 2018 FIFA World Cup Russia™ in Samara.

Christian Eriksen opened the scoring in the seventh minute when Nicolai Jorgensen laid off a well-placed pass for the Tottenham Hotspur star to beyond Socceroos keeper Mat Ryan. However a Yussuf Poulsen handball inside the Danish area - following a VAR review - presented Australia the break they need. Mile Jedinak converted the resulting penalty and a yellow card for Poulsen means he will miss Denmark's next match.

With the high intensity continuing into the second period, both teams creating scoring opportunities, but to no avail. The result sees Australia end a run of four consecutive World Cup defeats, while Denmark are unbeaten in their last 17 games.

See match highlights:

[Denmark v Australia - 2018 FIFA World Cup Russia™ - Match 22](#)



Denmark v. France

0-0

37 26.06.2018 17:00 MOSCOW 78,011

DEN: 1 SCHMEICHEL; 4 KJAER (C), 6 CHRISTENSEN, 8 DELANEY, 10 ERIKSEN, 11 BRAITHWAITE, 13 JORGENSEN Mathias, 14 DALSGAARD, 17 LARSEN, 21 CORNELIUS, 23 SISTO

FRA: 16 MANDANDA; 3 KIMPEMBE, 4 VARANE (C), 7 GRIEZMANN, 8 LEMAR, 9 GIROUD, 11 DEMBELE, 13 KANTE, 15 NZONZI, 19 SIDIBE, 21 HERNANDEZ

Scorers: –

Referee: Sandro RICCI (BRA)

Assistant referees: Emerson DE CARVALHO (BRA), Marcelo VAN GASSE (BRA)

4th official: Gianluca ROCCHI (ITA)

Reserve assistant referee: Mauro TONOLINI (ITA)

Substitutions: DEN: 60' out SISTO (23), in FISCHER (15), 75' out CORNELIUS (21), in DOLBERG (12), 90'+2 out DELANEY (8), in LERAGER (18)

FRA: 50' out HERNANDEZ (21), in MENDY (22), 68' out GRIEZMANN (7), in FEKIR (18), 78' out DEMBELE (11), in MBAPPE (10)

Cautions: DEN: 45'+3 JORGENSEN (13)

Expulsions: –

The first goalless draw of the 2018 FIFA World Cup Russia™ has seen Denmark progress to the Round of 16, joining today's opponents France - who top Group C ahead of the Danes. With ten changes across the two sides, there was a certain lack of cohesion to each team's play. Christian Eriksen went closest for the Danes on two occasions, either side of the interval. The first chance saw him denied by a combination of Steve Mandanda - the oldest French player to make his World Cup debut, aged 33 - and Lucas Hernandez. After the break, the No10 snatched at an opening after some nice build-up play. France, for their part, looked largely uninspired - even with their talisman Antoine Griezmann starting up front. Kylian Mbappe made a late cameo, but his introduction could not break the deadlock.

See match highlights:

[Denmark v France - 2018 FIFA World Cup Russia™ - Match 37](#)

Australia v. Peru

0-2 (0-1)

38 26.06.2018 17:00 SOCHI 44,073

AUS: 1 RYAN; 5 MILLIGAN, 7 LECKIE, 9 JURIC, 10 KRUSE, 13 MOOY, 15 JEDINAK (C), 16 BEHICH, 19 RISDON, 20 SAINSBURY, 23 ROGIC

PER: 1 GALLESE; 4 SANTAMARIA, 6 TRAUCO, 8 CUEVA, 9 GUERRERO (C), 13 TAPIA, 15 RAMOS, 17 ADVINCULA, 18 CARRILLO, 19 YOTUN, 20 FLORES

Scorers: 0-1 18' CARRILLO (18), 0-2 50' GUERRERO (9)

Referee: Sergei KARASEV (RUS)

Assistant referees: Anton AVERIANOV (RUS), Tikhon KALUGIN (RUS)

4th official: Ryuji SATO (JPN)

Reserve assistant referee: Toru SAGARA (JPN)

Substitutions: AUS: 53' out JURIC (9), in CAHILL (4), 58' out KRUSE (10), in ARZANI (17), 72' out ROGIC (23), in IRVINE (22)

PER: 46' HT out YOTUN (19), in AQUINO (23), 63' out TAPIA (13), in HURTADO (7), 79' out CARRILLO (18), in CARTAGENA (16)

Cautions: AUS: 10' JEDINAK (15), 60' ARZANI (17), 66' ROGIC (23), 88' MILLIGAN (5)

PER: 45' YOTUN (19), 79' HURTADO (7)

Expulsions: –

Yet to find the net at this FIFA World Cup™, Peru finally struck when it mattered least to see off Australia 2-0 in their last Group C encounter. Already eliminated, Los Incas set about their task with calmness and patience before breaking the deadlock with their first chance on 18 minutes, Andre Carrillo volleying a splendid effort inside the far post from a cross. It was a wonderful finish and a memorable moment, sparking joy among the sea of Peru supporters decked out in red. For Australia, that early goal was a damaging blow to their hopes of clinching a spot in the last 16. The Socceroos needed a victory combined with a France win against Denmark to advance, but the situation in the other game began to matter far less after Paolo Guerrero doubled the deficit five minutes after the break, adding to his assist for the opener. Although Tim Cahill came on for his first taste of action in three games, Australia remained short of ideas. Instead, Peru maintained their dominance to soften the blow of their early exit, the South Americans putting in another impressive performance – and this time ending with the goals to show for it.

See match highlights:

[Australia v Peru - 2018 FIFA World Cup Russia™ - Match 38](#)

GROUP C

Rank	Team	MP	W	D	L	GF	GA	+/-	Pts
1	France	3	2	1	0	3	1	+2	7
2	Denmark	3	1	2	0	2	1	+1	5
3	Peru	3	1	0	2	2	2	0	3
4	Australia	3	0	1	2	2	5	-3	1

MATCH INFORMATION: GROUP D

Argentina v. Iceland

1-1 (1-1)

7 16.06.2018 16:00 MOSCOW 44,190

ARG: 23 CABALLERO; 3 TAGLIAFICO, 5 BIGLIA, 10 MESSI (C), 11 DI MARIA, 13 MEZA, 14 MASCHERANO, 16 ROJO, 17 OTAMENDI, 18 SALVIO, 19 AGUERO

ISL: 1 HALLDORSSON; 2 SAEVARSSON, 6 SIGURDSSON Ragnar, 7 GUDMUNDSSON Johann, 8 BJARNASON, 10 SIGURDSSON Gylfi, 11 FINNBOGASON, 14 ARNASON, 17 GUNNARSSON (C), 18 MAGNUSSON, 20 HALLFREDSSON

Scorers: 1-0 19' AGUERO (19), 1-1 23' FINNBOGASON (11)

Referee: Szymon MOKCINIAK (POL)

Assistant referees: Pawel SOKOLNICKI (POL), Tomasz LISTKIEWICZ (POL)

4th official: Wilmar ROLDAN (COL)

Reserve assistant referee: Alexander GUZMAN (COL)

Substitutions: ARG: 54' out BIGLIA (5), in BANEGA (7), 75' out DI MARIA (11), in PAVON (22), 84' out MEZA (13), in HIGUAIN (9)

ISL: 63' out GUDMUNDSSON Johann (7), in GISLASON (19), 76' out GUNNARSSON (17), in SKULASON (23), 89' out FINNBOGASON (11), in SIGURDARSON (9)

Cautions: –

Expulsions: –

The action at Moscow's Spartak Stadium got off to a thrilling start with the match between FIFA World Cup™ veterans Argentina and debutants Iceland. Despite stamping their authority on the game's opening stages, La Albiceleste struggled to find space against a deep-lying Icelandic defence. The breakthrough came in the 19th minute when Sergio Aguero fired the ball home on the turn to give Argentina a 1-0 lead. The South Americans' joy was short-lived, however, as Alfred Finnbogason made history by scoring his country's first-ever World Cup goal just four minutes later. Lionel Messi had the biggest opportunity to take the lead in the second half, but his penalty was saved by Iceland goalkeeper Hannes Halldorsson. Although Argentina continued to press for a goal, they were repeatedly denied by the Nordic side's staunch defensive efforts.

See match highlights:

[Argentina v Iceland - 2018 FIFA World Cup Russia™ - Match 7](#)

Croatia v. Nigeria

2-0 (1-0)

8 16.06.2018 21:00 KALININGRAD 31,136

CRO: 23 SUBASIC; 2 VRŠALJKO, 3 STRINIC, 4 PERISIC, 6 LOVREN, 7 RAKITIC, 9 KRAMARIC, 10 MODRIC (C), 17 MANDZUKIC, 18 REBIC, 21 VIDA

NGA: 23 UZOHO; 2 IDOWU, 4 NDIDI, 5 EKONG, 6 BALOGUN, 8 ETEBO, 9 IGHALO, 10 MIKEL (C), 11 MOSES, 12 SHEHU, 18 IWObI

Scorers: 1-0 32' ETEBO (8, own goal), 2-0 71' MODRIC (10, pen.)

Referee: Sandro RICCI (BRA)

Assistant referees: Emerson DE CARVALHO (BRA), Marcelo VAN GASSE (BRA)

4th official: Antonio MATEU (ESP)

Reserve assistant referee: Pau CEBRIAN (ESP)

Substitutions: CRO: 60' out KRAMARIC (9), in BROZOVIC (11), 78' out REBIC (18), in KOVACIC (8), 86' out MANDZUKIC (17), in PJACA (20)

NGA: 62' out IWObI (18), in MUSA (7), 72' out IGHALO (9), in IHEANACHO (14), 88' out MIKEL (10), in NWANKWO (13)

Cautions: CRO: 30' RAKITIC (7), 89' BROZOVIC (11)

NGA: 70' EKONG (5)

Expulsions: –

No shots on target, one goal. The statistics at half-time during Croatia's meeting with Nigeria reflected an opening 45 minutes shaded by the Balkan side – but largely dominated by defenders. Ivan Perisic went closest to hitting the target with an effort from 20m after a quarter of an hour, but in the end it was Nigeria's Oghenekaro Etebo who brought joy to the huge Croatian contingent in Kaliningrad, beating his own goalkeeper following a corner.

Cautious in the first half, Nigeria came out with more purpose after the break, only for Dejan Lovren and Domagoj Vida to keep Odion Ighalo well and truly quiet. In fact, just as the Super Eagles began turning up the pressure on Danijel Subasic's goal, the *Vatreni* (The Fiery Ones) responded by doubling their lead, Luka Modric converting from the spot after William Ekong held Mario Mandzukic in the box. It was no less than Modric deserved after a superb display that earned him the Budweiser Man of the Match award.

See match highlights:

[Croatia v Nigeria - 2018 FIFA World Cup Russia™ - Match 8](#)



Argentina v. Croatia

0-3 (0-0)

23 21.06.2018 21:00 NIZHNI NOVGOROD 43,319

ARG: 23 CABALLERO; 2 MERCADO, 3 TAGLIAFICO, 8 ACUNA, 10 MESSI (C), 13 MEZA, 14 MASCHERANO, 15 PEREZ, 17 OTAMENDI, 18 SALVIO, 19 AGUERO

CRO: 23 SUBASIC; 2 VRŠALJKO, 3 STRINIC, 4 PERISIC, 6 LOVREN, 7 RAKITIC, 10 MODRIC (C), 11 BROZOVIC, 17 MANDZUKIC, 18 REBIC, 21 VIDA

Scorers: 0-1 53' REBIC (18), 0-2 80' MODRIC (10), 0-3 90'+1 RAKITIC (7)

Referee: Ravshan IRMATOV (UZB)

Assistant referees: Abdukhamidullo RASULOV (UZB), Jakhongir SAIDOV (UZB)

4th official: Norbert HAUATA (TAH)

Reserve assistant referee: Bertrand BRIAL (NCL)

Substitutions: ARG: 54' out AGUERO (19), in HIGUAIN (9), 5
6' out SALVIO (18), in PAVON (22),
68' out PEREZ (15), in DYBALA (21)

CRO: 57' out REBIC (18), in KRAMARIC (9),
82' out PERISIC (4), in KOVACIC (8), 90'+3 out
MANDZUKIC (17), in CORLUKA (5)

Cautions: ARG: 51' MERCADO (2), 85' OTAMENDI (17), 87' ACUNA (8)

CRO: 39' REBIC (18), 58' MANDZUKIC (17), 67' VRŠALJKO (2),
90'+4 CORLUKA (5)

Expulsions: -

Croatia advanced to the Round of 16 for the second time in their history after cruising to victory over Argentina. With Lionel Messi lacking in inspiration, *La Albiceleste* paid for their defensive frailties on a dark night and are now on the verge of exiting the competition.

The eastern Europeans were content to sit back in the first half, aware that Jorge Sampaoli's side had the greater need to attack. Though Argentina tried to take the initiative and enjoyed the lion's share of possession, they were unable to convert it into chances, with Sergio Agüero and a visibly ill-at-ease Messi largely anonymous. And when the South Americans finally carved out a clear-cut opportunity, Enzo Pérez contrived to shoot wide with the goal gaping.

Showing more ambition after the restart, the Croatians promptly revealed the shortcomings of their opponents' rearguard. A penetrating presence on the right, Ante Rebić capped a fine display by capitalising on a Willy Caballero error with a superb finish.

Sampaoli turned to his bench for an immediate solution, and though Gonzalo Higuain, Paulo Dybala and Cristian Pavón all showed flashes of inspiration after coming on, there was to be no revival. Taking full advantage of Argentina's lack of composure at the back, Luka Modrić and Ivan Rakitić both scored to compound their misery.

See match highlights:

[Argentina v Croatia - 2018 FIFA World Cup Russia™ - Match 23](#)

Nigeria v. Iceland

2-0 (0-0)

24 22.06.2018 18:00 VOLGOGRAD 40,904

NGA: 23 UZOHO; 2 IDOWU, 4 NDIDI, 5 EKONG, 6 BALOGUN, 7 MUSA, 8 ETEBO, 10 MIKEL (C), 11 MOSES, 14 IHEANACHO, 22 OMERUO

ISL: 1 HALLDORSSON; 2 SAEVARSSON, 6 SIGURDSSON Ragnar, 8 BJARNASON, 10 SIGURDSSON Gylfi, 11 FINNBOGASON, 14 ARNASON, 17 GUNNARSSON (C), 18 MAGNUSSON, 19 GISLASON, 22 BODVARSSON

Scorers: 1-0 49' MUSA (7), 2-0 75' MUSA (7)

Referee: Matt CONGER (NZL)

Assistant referees: Simon LOUNT (NZL), Tevita MAKASINI (TGA)

4th official: Ricardo MONTERO (CRC)

Reserve assistant referee: Hiroshi YAMAUCHI (JPN)

Substitutions: NGA: 46' HT out IDOWU (2), in EBUEHI (21),
85' out IHEANACHO (14), in IGHALO (9),
90' out ETEBO (8), in IWOB (18)

ISL: 65' out SIGURDSSON Ragnar (6), in INGASON (5),
71' out BODVARSSON (22), in SIGURDARSON (9),
87' out GUNNARSSON (17), in SKULASON (23)

Cautions: NGA: 44' IDOWU (2)

Expulsions: -

Nigeria got their first win of the 2018 FIFA World Cup Russia™ by beating tournament debutants Iceland 2-0 in Volgograd. The result means the race for second place in Group D will go down to the last game on 26 June. Ultimately, three teams will compete for a spot in the Round of 16 on the final day, with the Super Eagles still able to top the pool ahead of already-qualified Croatia.

The hero of the match was undoubtedly Ahmed Musa, who came alive in the second half and played superbly, scoring both Nigerian goals. His first finish in particular will surely live long in the memory as one of the goals of the tournament: he controlled Victor Moses' cross with one touch, setting himself up for an unstoppable half-volley with his second. Both Musa's strikes were warmly received by the crowd at the Volgograd Arena, many of whom are familiar with the striker from his spells at CSKA Moscow. Interestingly, while the Super Eagles took control in the second half, in the first they failed to register a single shot on target on Hannes Halldórsson's goal. The Icelanders came close to narrowing the deficit towards the end of the match, but their main star Gylfi Sigurdsson spurned a glorious chance from the penalty spot.

See match highlights:

[Nigeria v Iceland - 2018 FIFA World Cup Russia™ - Match 24](#)



Nigeria v. Argentina

1-2 (0-1)

39 26.06.2018 21:00 ST. PETERSBURG 64,468

NGA: 23 UZOHO; 2 IDOWU, 4 NNDI, 5 EKONG, 6 BALOGUN, 7 MUSA, 8 ETEBO, 10 MIKEL (C), 11 MOSES, 14 IHEANACHO, 22 OMERUO

ARG: 12 ARMANI; 2 MERCADO, 3 TAGLIAFICO, 7 BANEGA, 9 HIGUAIN, 10 MESSI (C), 11 DI MARIA, 14 MASCHERANO, 15 PEREZ, 16 ROJO, 17 OTAMENDI

Scorers: 0-1 14' MESSI (10), 1-1 51' MOSES (11, pen.), 1-2 86' ROJO (16)

Referee: Cuneyt CAKIR (TUR)

Assistant referees: Bahattin DURAN (TUR), Tarik ONGUN (TUR)

4th official: Bjorn KUIPERS (NED)

Reserve assistant referee: Sander VAN ROEKEL (NED)

Substitutions: NGA: 46' HT out IHEANACHO (14), in IGHALO (9), 90' out OMERUO (22), in IWOB (18), 90'+2 out MUSA (7), in NWANKWO (13)

ARG: 61' out PEREZ (15), in PAVON (22), 72' out DI MARIA (11), in MEZA (13), 80' out TAGLIAFICO (3), in AGUERO (19)

Cautions: NGA: 32' BALOGUN (6), 90'+1 MIKEL (10)

ARG: 49' MASCHERANO (14), 64' BANEGA (7), 90'+4 MESSI (10)

Expulsions: -

A late Marcos Rojo goal sent Argentina into the 2018 FIFA World Cup Russia™ knockout stages in dramatic style. Needing a win to have any chance of progression, the defender volleyed La Albiceleste 2-1 in front in the 86th minute to break Nigerian hearts.

Victor Moses's second-half penalty looked to be enough to earn Nigeria a crucial point, cancelling out a stunning Lionel Messi opener. A raucous and partisan crowd roared on the South Americans, with Messi's superb thigh control and finish providing a huge emotional release after a frustrating tournament.

Denied a second when Francis Uzoho tipped his free-kick onto the post, Argentina looked to be drifting out of the competition, only for Rojo to score the winner against the Super Eagles for the second finals running. In turn he inflicted Nigeria's fifth World Cup defeat from five meetings with Argentina, all by a solitary goal.

See match highlights:

[Nigeria v Argentina - 2018 FIFA World Cup Russia™ - Match 39](#)

Iceland v. Croatia

1-2 (0-0)

40 26.06.2018 21:00 ROSTOV-ON-DON 43,472

ISL: 1 HALLDORSSON; 2 SAEVARSSON, 5 INGASON, 6 SIGURDSSON Ragnar, 7 GUDMUNDSSON Johann, 8 BJARNASON, 10 SIGURDSSON Gylfi, 11 FINNBOGASON, 17 GUNNARSSON (C), 18 MAGNUSSON, 20 HALLFREDSSON

CRO: 12 KALINIC Lovre; 4 PERISIC, 5 CORLUKA, 8 KOVACIC, 9 KRAMARIC, 10 MODRIC (C), 13 JEDVAJ, 15 CALETA-CAR, 19 BADELJ, 20 PJACA, 22 PIVARIC

Scorers: 0-1 53' BADELJ (19), 1-1 76' SIGURDSSON Gylfi (10, pen.), 1-2 90' PERISIC (4)

Referee: Antonio MATEU (ESP)

Assistant referees: Pau CEBRIAN (ESP), Roberto DIAZ (ESP)

4th official: John PITTI (PAN)

Reserve assistant referee: Gabriel VICTORIA (PAN)

Substitutions: ISL: 70' out SIGURDSSON Ragnar (6), in SIGURDARSON (9), 85' out FINNBOGASON (11), in GUDMUNDSSON Albert (4), 90' out BJARNASON (8), in TRAUSTASON (21)

CRO: 65' out MODRIC (10), in BRADARIC (14), 70' out PJACA (20), in LOVREN (6), 81' out KOVACIC (8), in RAKITIC (7)

Cautions: ISL: 59' HALLFREDSSON (20), 64' FINNBOGASON (11), 84' SAEVARSSON (2)

CRO: 14' PJACA (20), 83' JEDVAJ (13)

Expulsions: -

Croatia beat Iceland 2-1 in Rostov-on-Don in an exciting match in which the Icelanders also had one eye on events in Saint Petersburg, where Argentina and Nigeria were also battling to qualify from Group D. Yet in compiling their third straight win, Croatia condemned their opponents to an early exit from the 2018 FIFA World Cup Russia™.

Iceland made them work for the points, though. Overrun by the Croatians in the early stages, they began to push forward on learning that Argentina had taken the lead in their game, creating four good chances in the closing ten minutes of the first half. Alfred Finnbogasson passed up one of them, while Croatia keeper Lovre Kalinic did his bit to keep the game goalless.

Milan Badelj put Zlatko Dalic's side ahead with a right-footed strike eight minutes after the restart. Sverrir Ingason then thumped a header against the bar before Birkir Bjarnason contrived to miss a gilt-edged chance.

Gylfi Sigurdsson pulled the northerners level from the spot to send their fans wild, and when Argentina scored their late winner, Iceland found themselves just a goal away from going through. Yet their dreams were shattered in the final minutes when Ivan Perisic scampered clear to secure the points for Croatia.

See match highlights:

[Iceland v Croatia - 2018 FIFA World Cup Russia™ - Match 40](#)



GROUP D

Rank	Team	MP	W	D	L	GF	GA	+/-	Pts
1	Croatia	3	3	0	0	7	1	+6	9
2	Argentina	3	1	1	1	3	5	-2	4
3	Nigeria	3	1	0	2	3	4	-1	3
4	Iceland	3	0	1	2	2	5	-3	1

MATCH INFORMATION: GROUP E

Brazil v. Switzerland

1-1 (1-0)
9 17.06.2018 21:00 ROSTOV-ON-DON 43,109

BRA: 1 ALISSON; 2 THIAGO SILVA, 3 MIRANDA, 5 CASEMIRO, 9 GABRIEL JESUS, 10 NEYMAR, 11 PHILIPPE COUTINHO, 12 MARCELO (C), 14 DANILO, 15 PAULINHO, 19 WILLIAN

SUI: 1 SOMMER; 2 LICHTSTEINER (C), 5 AKANJI, 9 SEFEROVIC, 10 XHAKA, 11 BEHRAMI, 13 RODRIGUEZ, 14 ZUBER, 15 DZEMAILI, 22 SCHAER, 23 SHAQIRI

Scorers: 1-0 20' PHILIPPE COUTINHO (11), 1-1 50' ZUBER (14)

Referee: Cesar RAMOS (MEX)

Assistant referees: Marvin TORRENTERA (MEX), Miguel HERNANDEZ (MEX)

4th official: John PITTI (PAN)

Reserve assistant referee: Gabriel VICTORIA (PAN)

Substitutions: **BRA:** 60' out CASEMIRO (5), in FERNANDINHO (17), 67' out PAULINHO (15), in RENATO AUGUSTO (8), 79' out GABRIEL JESUS (9), in ROBERTO FIRMINO (20)

SUI: 71' out BEHRAMI (11), in ZAKARIA (17), 80' out SEFEROVIC (9), in EMBOLO (7), 87' out LICHTSTEINER (2), in LANG (6)

Cautions: **BRA:** 47' CASEMIRO (5)

SUI: 31' LICHTSTEINER (2), 65' SCHAER (22), 68' BEHRAMI (11)

Expulsions: -

Brazil looked all set to party at one stage but ended up trapped in Switzerland's intricate defensive web, with a 1-1 draw a fair result as the two sides made their Group E debuts at the 2018 FIFA World Cup Russia™.

Having dominated possession but without creating clear-cut chances, the tournament favourites took the lead after 20 minutes thanks to the kind of strike Philippe Coutinho has become known for: a spectacular curling drive from outside the box that curled right into the far corner of Yann Sommer's net.

It looked as if the Rostov night would have a samba beat, but the Swiss had other ideas. Maintaining their intensity, they conjured up an equaliser just after the restart, with Steven Zuber nodding home from inside the six-yard box. The five-time world champions promptly lost their poise, and though they created some late chances, both their finishing and their play was slightly off key.

See match highlights:

[Brazil v Switzerland - 2018 FIFA World Cup Russia™ - Match 9](#)

Costa Rica v. Serbia

0-1 (0-0)
10 17.06.2018 16:00 SAMARA 41,432

CRC: 1 NAVAS; 2 ACOSTA, 3 GONZALEZ, 5 BORGES, 6 DUARTE, 10 RUIZ (C), 11 VENEGAS, 15 CALVO, 16 GAMBOA, 20 GUZMAN, 21 URENA

SRB: 1 STOJKOVIC; 3 TOSIC, 4 MILIVOJEVIC, 6 IVANOVIC, 9 MITROVIC, 10 TADIC, 11 KOLAROV (C), 15 MILENKOVIC, 20 MILINKOVIC-SAVIC, 21 MATIC, 22 LJAJIC

Scorers: 0-1 56' KOLAROV (11)

Referee: Malang DIEDHIOU (SEN)

Assistant referees: Djibril CAMARA (SEN), El Hadji SAMBA (SEN)

4th official: Bamlaku WEYESA (ETH)

Reserve assistant referee: Tikhon KALUGIN (RUS)

Substitutions: **CRC:** 60' out VENEGAS (11), in BOLANOS (7), 66' out URENA (21), in CAMPBELL (12), 73' out GUZMAN (20), in COLINDRES (9)

SRB: 70' out LJAJIC (22), in KOSTIC (17), 83' out TADIC (10), in RUKAVINA (2), 90' out MITROVIC (9), in PRIJOVIC (8)

Cautions: **CRC:** 22' CALVO (15), 56' GUZMAN (20)

SRB: 59' IVANOVIC (6), 90'+8 PRIJOVIC (8)

Expulsions: -

Serbia edged Costa Rica 1-0 after Aleksandar Kolarov scored the third direct free-kick of the 2018 FIFA World Cup Russia™. In a tightly-contested duel at the Samara Arena, with both teams creating several goalscoring chances, it was Serbia's day, as the Orlovi put a precious three points on the board.

See match highlights:

[Costa Rica v Serbia - 2018 FIFA World Cup Russia™ - Match 10](#)



Brazil v. Costa Rica**2-0 (0-0)****25 22.06.2018 15:00 ST. PETERSBURG 64,468**

BRA: 1 ALISSON; 2 THIAGO SILVA (C), 3 MIRANDA, 5 CASEMIRO, 9 GABRIEL JESUS, 10 NEYMAR, 11 PHILIPPE COUTINHO, 12 MARCELO, 15 PAULINHO, 19 WILLIAN, 22 FAGNER

CRC: 1 NAVAS; 2 ACOSTA, 3 GONZALEZ, 5 BORGES, 6 DUARTE, 8 OVIEDO, 10 RUIZ (C), 11 VENEGAS, 16 GAMBOA, 20 GUZMAN, 21 URENA

Scorers: 1-0 90'+1 PHILIPPE COUTINHO (11), 2-0 90'+7 NEYMAR (10)

Referee: Bjorn KUIPERS (NED)

Assistant referees: Sander VAN ROEKEL (NED), Erwin ZEINSTRAS (NED)

4th official: Damir SKOMINA (SVN)

Reserve assistant referee: Jure PRAPROTNIK (SVN)

Substitutions: **BRA:** 46' HT out WILLIAN (19), in DOUGLAS COSTA (7), 68' out PAULINHO (15), in ROBERTO FIRMINO (20), 90'+3 out GABRIEL JESUS (9), in FERNANDINHO (17)

CRC: 54' out URENA (21), in BOLANOS (7), 75' out GAMBOA (16), in CALVO (15), 83' out GUZMAN (20), in TEJEDA (17)

Cautions: **BRA:** 81' NEYMAR (10), 81' PHILIPPE COUTINHO (11)

CRC: 84' ACOSTA (2)

Expulsions: –

Brazil broke Costa Rican hearts as they snatched a last-minute 2-0 win in Saint Petersburg. While late goals from Philippe Coutinho and Neymar kick-start their 2018 FIFA World Cup Russia™, back-to-back defeats have ended the Central Americans' hopes of progression.

A Seleção controlled the game from start to finish, averaging two-thirds of possession while largely camped in the Costa Rican half. Chances were slim in the opening period, with the best falling to Los Ticos' Celso Borges as they threatened on the counter-attack.

Brazil got their eye in after the break, though, finally fashioning the clear-cut opportunities they had been threatening. While Gabriel Jesus rattled the bar, it took until the start of stoppage time for Coutinho to pounce on a loose ball before Neymar side-footed home with virtually the final kick of the game.

See match highlights:

[Brazil v Costa Rica - 2018 FIFA World Cup Russia™ - Match 25](#)

Serbia v. Switzerland**1-2 (1-0)****26 22.06.2018 20:00 KALININGRAD 33,167**

SRB: 1 STOJKOVIC; 3 TOSIC, 4 MILIVOJEVIC, 6 IVANOVIC, 9 MITROVIC, 10 TADIC, 11 KOLAROV (C), 15 MILENKOVIC, 17 KOSTIC, 20 MILINKOVIC-SAVIC, 21 MATIC

SUI: 1 SOMMER; 2 LICHTSTEINER (C), 5 AKANJI, 9 SEFEROVIC, 10 XHAKA, 11 BEHRAMI, 13 RODRIGUEZ, 14 ZUBER, 15 DZEMAILI, 22 SCHAER, 23 SHAQIRI

Scorers: 1-0 5' MITROVIC (9), 1-1 52' XHAKA (10), 1-2 90' SHAQIRI (23)

Referee: Felix BRYCH (GER)

Assistant referees: Mark BORSCH (GER), Stefan LUPP (GER)

4th official: Nawaf SHUKRALLA (BHR)

Reserve assistant referee: Yaser TULEFAT (BHR)

Substitutions: **SRB:** 64' out KOSTIC (17), in LJAJIC (22), 81' out MILIVOJEVIC (4), in RADONJIC (18)

SUI: 46' HT out SEFEROVIC (9), in GAVRANOVIC (18), 73' out DZEMAILI (15), in EMBOLO (7), 90'+4 out ZUBER (14), in DRMIC (19)

Cautions: **SRB:** 34' MILINKOVIC-SAVIC (20), 39' MILIVOJEVIC (4), 45'+2 MATIC (21), 87' MITROVIC (9)

SUI: 90'+1 SHAQIRI (23)

Expulsions: –

Knowing that victory over Switzerland would have taken them into the last 16, Serbia made a fast start to the match. After causing Yann Sommer problems with his first header of the night, Aleksandar Mitrovic made no mistake with his second to put his side ahead with five minutes gone.

Having done the hardest part, the Serbians wanted more. Driven on by Dusan Tadic, who was in inspired form down the right flank, they strove to extend their lead. The Swiss hung in, patiently putting moves together but without genuinely threatening. Blerim Dzemaili had their best chance half an hour in, forcing Serbia keeper Vladimir Stojkovic to push the ball clear.

Rejuvenated after the break, the Swiss took just seven minutes to pull level, thanks to Granit Xhaka's sublime drive from outside the box. The angle of post and bar then denied Xherdan Shaqiri, though the diminutive Swiss forward would have the last laugh. Sprinting clear of the Serbian defence as injury time approached, Shaqiri planted the ball beneath the advancing Stojkovic to move his side into second place in the pool.

See match highlights:

[Serbia v Switzerland - 2018 FIFA World Cup Russia™ - Match 26](#)



Serbia v. Brazil

0-2 (0-1)

41 27.06.2018 21:00 MOSCOW 44,190

SRB: 1 STOJKOVIC; 2 RUKAVINA, 9 MITROVIC, 10 TADIC, 11 KOLAROV (C), 13 VELJKOVIC, 15 MILENKOVIC, 17 KOSTIC, 20 MILINKOVIC-SAVIC, 21 MATIC, 22 LJAJIC

BRA: 1 ALISSON; 2 THIAGO SILVA, 3 MIRANDA (C), 5 CASEMIRO, 9 GABRIEL JESUS, 10 NEYMAR, 11 PHILIPPE COUTINHO, 12 MARCELO, 15 PAULINHO, 19 WILLIAN, 22 FAGNER

Scorers: 0-1 36' PAULINHO (15), 0-2 68' THIAGO SILVA (2)

Referee: Alireza FAGHANI (IRN)

Assistant referees: Reza SOKHANDAN (IRN), Mohammadreza MANSOURI (IRN)

4th official: Jair MARRUFO (USA)

Reserve assistant referee: Anouar HMILA (TUN)

Substitutions: **SRB:** 75' out LJAJIC (22), in ZIVKOVIC (7), 82' out KOSTIC (17), in RADONJIC (18), 89' out MITROVIC (9), in JOVIC (19)

BRA: 10' out MARCELO (12), in FILIPE LUIS (6), 66' out PAULINHO (15), in FERNANDINHO (17), 80' out PHILIPPE COUTINHO (11), in RENATO AUGUSTO (8)

Cautions: **SRB:** 33' LJAJIC (22), 48' MATIC (21), 70' MITROVIC (9)

Expulsions: –

Brazil will face Mexico in a FIFA World Cup Round of 16 clash in Samara after they won Group E by beating Serbia 2-0 at the Spartak Moscow Stadium.

The South Americans thus finished on seven points from three matches, while Serbia were left facing an early flight home after failing to get the win they so desperately needed. Brazil took the lead in the 36th minute when Paulinho raced through to on to through ball by Philippe Coutinho to lob over the on-rushing goalkeeper Vladimir Stojkovic. Serbia pushed for an equaliser but lacked the cutting edge and were caught by a classic suck-punch when Thiago Silva headed home powerfully from an outswinging Neymar corner on 68 minutes.

See match highlights:

[Serbia v Brazil - 2018 FIFA World Cup Russia™ - Match 41](#)

Switzerland v. Costa Rica

2-2 (1-0)

42 27.06.2018 21:00 NIZHNI NOVGOROD 43,319

SUI: 1 SOMMER; 2 LICHTSTEINER (C), 5 AKANJI, 7 EMBOLO, 10 XHAKA, 11 BEHRAMI, 13 RODRIGUEZ, 15 DZEMAILI, 18 GAVRANOVIC, 22 SCHAER, 23 SHAQIRI

CRC: 1 NAVAS; 2 ACOSTA, 3 GONZALEZ, 5 BORGES, 8 OVIEDO, 9 COLINDRES, 10 RUIZ (C), 12 CAMPBELL, 16 GAMBOA, 19 WASTON, 20 GUZMAN

Scorers: 1-0 31' DZEMAILI (15), 1-1 56' WASTON (19), 2-1 88' DRMIC (19), 2-2 90'+3 SOMMER (1, own goal)

Referee: Clement TURPIN (FRA)

Assistant referees: Nicolas DANOS (FRA), Cyril GRINGORE (FRA)

4th official: Norbert HAUATA (TAH)

Reserve assistant referee: Bertrand BRIAL (NCL)

Substitutions: **SUI:** 60' out BEHRAMI (11), in ZAKARIA (17), 69' out GAVRANOVIC (18), in DRMIC (19), 81' out SHAQIRI (23), in LANG (6)

CRC: 81' out COLINDRES (9), in WALLACE (13), 90'+1 out GUZMAN (20), in AZOFEIFA (14), 90'+3 out GAMBOA (16), in SMITH (4)

Cautions: **SUI:** 37' LICHTSTEINER (2), 75' ZAKARIA (17), 83' SCHAER (22)

CRC: 11' GAMBOA (16), 29' CAMPBELL (12), 89' WASTON (19)

Expulsions: –

Switzerland needed a point from their final Group E game to make sure of a place in the Round of 16 at the 2018 FIFA World Cup Russia™, and they got it with a 2-2 draw against Costa Rica. Though Los Ticos were already out of the competition, they at least had the consolation of scoring their first goals of the competition and collecting their first points. The Central Americans made an enterprising start as they sought to atone for their two earlier defeats. Determined not to leave Russia as the only goalless side in the tournament, they struck the woodwork twice in the opening ten minutes. As in their two previous games, the Swiss were slow out of the blocks, but eventually managed to stem the Tico tide before taking the lead on 31 minutes, with Stephan Lichtsteiner crossing into the box and Blerim Dzemaili lashing home a loose ball.

Die Nati struggled for inspiration after the break, their midfield short on ideas and their incursions into the opposition box proving all too rare. Finding themselves still in the game, Costa Rica levelled through a fine Kendall Waston header. Though the Swiss regained the lead late on, the Costa Ricans levelled in stoppage time, when a Bryan Ruiz penalty cannoned off the bar, onto to keeper Yann Sommer's head, and into the back of the net.

See match highlights:

[Switzerland v Costa Rica - 2018 FIFA World Cup Russia™ - Match 42](#)



GROUP E

Rank	Team	MP	W	D	L	GF	GA	+/-	Pts
1	Brazil	3	2	1	0	5	1	+4	7
2	Switzerland	3	1	2	0	5	4	+1	5
3	Serbia	3	1	0	2	2	4	-2	3
4	Costa Rica	3	0	1	2	2	5	-3	1

MATCH INFORMATION: GROUP F

Germany v. Mexico

0-1 (0-1)
11 17.06.2018 18:00 MOSCOW 78,011
GER: 1 NEUER (C); 2 PLATTENHARDT, 5 HUMMELS, 6 KHEDIRA, 7 DRAXLER, 8 KROOS, 9 WERNER, 10 OEZIL, 13 MUELLER, 17 BOATENG, 18 KIMMICH

MEX: 13 OCHOA; 2 AYALA, 3 SALCEDO, 7 LAYUN, 11 VELA, 14 HERNANDEZ, 15 MORENO, 16 HERRERA, 18 GUARDADO (C), 22 LOZANO, 23 GALLARDO

Scorers: 0-1 35' LOZANO (22)

Referee: Alireza FAGHANI (IRN)

Assistant referees: Reza SOKHANDAN (IRN), Mohammadreza MANSOURI (IRN)

4th official: Mohammed Abdulla MOHAMMED (UAE)

Reserve assistant referee: Mohamed ALHAMMADI (UAE)

Substitutions: GER: 60' out KHEDIRA (6), in REUS (11), 79' out PLATTENHARDT (2), in GOMEZ (23), 86' out WERNER (9), in BRANDT (20)

MEX: 58' out VELA (11), in ALVAREZ (21), 66' out LOZANO (22), in JIMENEZ (9), 74' out GUARDADO (18), in MARQUEZ (4)

Cautions: GER: 83' MUELLER (13), 84' HUMMELS (5)

MEX: 40' MORENO (15), 90' HERRERA (16)

Expulsions: –

Mexico pulled off a historic victory in the opening game of 2018 FIFA World Cup Russia Group F, defeating World Cup holders Germany 1-0 in front of a fervent - and full - Luzhniki Stadium.

Juan Carlos Osorio's masterplan worked to perfection, with El Tri soaking up the long spells of German possession and hitting Die Nationalmannschaft on the counter-attack. Hirving Lozano's strike was a result of a swift break, with green shirts swarming forwards and the PSV Eindhoven man coolly converting past Manuel Neuer.

Joachim Low's side played their part in an enthralling encounter, with Toni Kroos hitting a free kick against the crossbar. Their efforts were ultimately in vain, with the Mexicans claiming all three points.

See match highlights:

[Germany v Mexico - 2018 FIFA World Cup Russia™ - Match 11](#)

Sweden v. Korea Republic

1-0 (0-0)
12 18.06.2018 15:00 NIZHNI NOVGOROD 42,300
SWE: 1 OLSEN; 2 LUSTIG, 4 GRANQVIST (C), 6 AUGUSTINSSON, 7 LARSSON, 8 EKDAL, 9 BERG, 10 FORSBERG, 17 CLAESSION, 18 JANSSON, 20 TOIVONEN

KOR: 23 JO; 2 LEE Yong, 6 PARK, 7 SON, 9 KIM Shinwook, 11 HWANG, 13 KOO, 16 KI (C), 17 LEE Jaesung, 19 KIM Younggwon, 20 JANG

Scorers: 1-0 65' GRANQVIST (4, pen.)

Referee: Joel AGUILAR (SLV)

Assistant referees: Juan ZUMBA (SLV), Juan Carlos MORA (CRC)

4th official: Norbert HAUATA (TAH)

Reserve assistant referee: Bertrand BRIAL (NCL)

Substitutions: SWE: 71' out EKDAL (8), in HILJEMARK (15), 77' out TOIVONEN (20), in THELIN (22), 81' out LARSSON (7), in SVENSSON (13)

KOR: 28' out PARK (6), in KIM Minwoo (12), 66' out KIM Shinwook (9), in JUNG Wooyoung (15), 73' out KOO (13), in LEE Seungwoo (10)

Cautions: SWE: 61' CLAESSION (17)

KOR: 13' KIM Shinwook (9), 55' HWANG (11)

Expulsions: –

Following an absence of 12 long years, Sweden marked their return to the FIFA World Cup™ in style in the opening match of Group F. The desire of Janne Andersson's charges was there for all to see as they emerged victorious over a disappointing Korea Republic.

The Swedes were rewarded for an enterprising performance in which they created a series of goalscoring chances. As much due to their own profligacy as to the opposition backline, the hoards of Scandinavian fans in Nizhny Novgorod were made to wait until the second half before the deadlock was broken. The Taeguk Warriors conceded a penalty in the 65th minute following confirmation by VAR, and Swedish captain Andreas Granqvist shouldered the responsibility, coolly converting the resulting spot kick.

Korea Republic pushed hard to find a way back into the game, but to no avail. Their disappointing series of results at the World Cup continues: they have now gone six matches without a win, a run that dates back to their victory over Greece in 2010.

See match highlights:

[Sweden v Korea Republic - 2018 FIFA World Cup Russia™ - Match 12](#)



Germany v. Sweden

2-1 (0-1)

27 23.06.2018 21:00 SOCHI 44,287

GER: 1 NEUER (C); 3 HECTOR, 7 DRAXLER, 8 KROOS, 9 WERNER, 11 REUS, 13 MUELLER, 16 RUEDIGER, 17 BOATENG, 18 KIMMICH, 19 RUDY

SWE: 1 OLSEN; 2 LUSTIG, 3 LINDELOF, 4 GRANQVIST (C), 6 AUGUSTINSSON, 7 LARSSON, 8 EKDAL, 9 BERG, 10 FORSBERG, 17 CLAESSON, 20 TOIVONEN

Scorers: 0-1 32' TOIVONEN (20), 1-1 48' REUS (11), 2-1 90'+5 KROOS (8)

Referee: Szymon MARCINIAK (POL)

Assistant referees: Pawel SOKOLNICKI (POL), Tomasz LISTKIEWICZ (POL)

4th official: Ryuji SATO (JPN)

Reserve assistant referee: Toru SAGARA (JPN)

Substitutions: GER: 31' out RUDY (19), in GUENDOGAN (21), 46' HT out DRAXLER (7), in GOMEZ (23), 87' out HECTOR (3), in BRANDT (20)

SWE: 74' out CLAESSON (17), in DURMAZ (21), 78' out TOIVONEN (20), in GUIDETTI (11), 90' out BERG (9), in THELIN (22)

Cautions: GER: 71' BOATENG (17)

SWE: 52' EKDAL (8), 90'+7 LARSSON (7)

Expulsions: GER: 82' (2YR) BOATENG (17)

The atmosphere at Fisht Stadium in Sochi was raucous and intense on Saturday as Germany and Sweden went toe-to-toe in a Group F match that more than lived up to expectations. Keeping supporters on the edge of their seat until the dying seconds, Toni Kroos's incredible free-kick secured all three points for the reigning world champions with a 2-1 victory. The game started as it would go on: Germany attacked Robin Olsen's goal with abandon, but the Swedish rearguard stood firm. However, like against Mexico, the counter-attacking sucker punch was their downfall. Having already threatened, Ola Toivonen found a way past the imposing Manuel Neuer with a fantastic lob just after the half-hour mark. Low rallied his troops and sent on Mario Gomez at half-time to bolster the German front line, but it was the irrepressible Marco Reus who conjured up an equaliser, the ball bouncing in off his knee. Despite enjoying the lion's share of possession, Germany continued to squander chances, with Gomez missing the most clear-cut opportunity. Jerome Boateng's sending-off for a second yellow card in the 82nd minute hardly improved matters for Germany, nor did Olsen's stunning reflex saves or a Julian Brandt shot that came back off the post. However, the Blagult No1 could do nothing about Kroos' stoppage-time winner, which flew past him like a rocket and put an end to his team's hopes of taking something from the game.

See match highlights:

[Germany v Sweden - 2018 FIFA World Cup Russia™ - Match 27](#)

Korea Republic v. Mexico

1-2 (0-1)

28 23.06.2018 18:00 ROSTOV-ON-DON 43,472

KOR: 23 JO; 2 LEE Yong, 7 SON, 8 JU, 11 HWANG, 12 KIM Minwoo, 16 KI (C), 17 LEE Jaesung, 18 MOON, 19 KIM Younggwon, 20 JANG

MEX: 13 OCHOA; 3 SALCEDO, 7 LAYUN, 11 VELA, 14 HERNANDEZ, 15 MORENO, 16 HERRERA, 18 GUARDADO (C), 21 ALVAREZ, 22 LOZANO, 23 GALLARDO

Scorers: 0-1 26' VELA (11, pen.), 0-2 66' HERNANDEZ (14), 1-2 90'+3 SON (7)

Referee: Milorad MAZIC (SRB)

Assistant referees: Milovan RISTIC (SRB), Dalibor DJURDJEVIC (SRB)

4th official: John PITTI (PAN)

Reserve assistant referee: Gabriel VICTORIA (PAN)

Substitutions: KOR: 64' out JU (8), in LEE Seungwoo (10), 77' out MOON (18), in JUNG Wooyoung (15), 84' out KIM Minwoo (12), in HONG (14)

MEX: 68' out GUARDADO (18), in MARQUEZ (4), 71' out LOZANO (22), in CORONA Jesus (17), 77' out VELA (11), in DOS SANTOS Giovanni (10)

Cautions: KOR: 58' KIM Younggwon (19), 63' LEE Yong (2), 72' LEE Seungwoo (10), 80' JUNG Wooyoung (15)

Expulsions: -

Amid scorching heat in Rostov and a cauldron-like atmosphere created by almost 20,000 fans, Mexico beat Korea Republic 2-1 in Group F to put one foot in the 2018 FIFA World Cup Russia™ knockout stage.

El Tri initially struggled to break down the Koreans, who set up in a defensive tactical shape and left the livewire Son Heungmin to plough a lone furrow up front. However, after Carlos Vela's 26th-minute penalty had broken the deadlock, the Mexicans were able to breathe easier and better guard themselves against counter attacks thereafter. Even so, Guillermo Ochoa was called into action to prevent Son from equalising shortly before half-time.

The Taeguk Warriors were forced to come out of their shell and push forward as the match wore on, but this more open approach suited Mexico down to the ground, paving the way for them to double their lead. El Tri fans in Rostov Arena were in full voice after Javier Hernandez struck in the 66th minute and will have gone away with high hopes that their country will finally break their Round of 16 hoodoo this year. As for Korea Republic, Son's stoppage-time screamer from outside the box will have served as scant consolation given that the result left them staring elimination in the face.

See match highlights:

[Korea Republic v Mexico - 2018 FIFA World Cup Russia™ - Match 28](#)

Korea Republic v. Germany

2-0 (0-0)

43	27.06.2018 17:00 KAZAN	41,835
KOR:	23 JO; 2 LEE Yong, 5 YUN, 7 SON (C), 13 KOO, 14 HONG, 15 JUNG, 17 LEE Jaesung, 18 MOON, 19 KIM Younggwon, 20 JANG	
GER:	1 NEUER (C); 3 HECTOR, 5 HUMMELS, 6 KHEDIRA, 8 KROOS, 9 WERNER, 10 OEZIL, 11 REUS, 14 GORETZKA, 15 SUELE, 18 KIMMICH	
Scorers:	1-0 90'+3 KIM Younggwon (19), 2-0 90'+6 SON (7)	
Referee:	Mark GEIGER (USA)	
Assistant referees:	Joe FLETCHER (CAN), Frank ANDERSON (USA)	
4th official:	Julio BASCUNAN (CHI)	
Reserve assistant referee:	Christian SCHIEMANN (CHI)	
Substitutions:	KOR: 56' out KOO (13), in HWANG (11), 69' out MOON (18), in JU (8), 79' out HWANG (11), in GO (22) GER: 58' out KHEDIRA (6), in GOMEZ (23), 63' out GORETZKA (14), in MUELLER (13), 78' out HECTOR (3), in BRANDT (20)	
Cautions:	KOR: 9' JUNG (15), 23' LEE Jaesung (17), 48' MOON (18), 65' SON (7)	
Expulsions:	-	

Korea Republic's historic 2-0 win over Germany in Kazan may not have been enough for the Taeguk Warriors to progress to the Round of 16 from Group F, but it will nevertheless go down as a result for the ages as the reigning champions were also eliminated from the 2018 FIFA World Cup™ at the first hurdle.

The pattern of the first half was as expected, with Germany trying to set the tempo and the South Koreans looking to hit them on the break. However, neither team seriously threatened to score and the only dangerous chance was from a swerving Koo Jacheol free-kick that caused Manuel Neuer some difficulty, but the goalkeeper managed to block it and then flick the ball away just in time before Son Heungmin could get to the rebound.

Die Nationalmannschaft had a glorious opportunity to break the deadlock at the start of the second period but Leon Goretzka's header was brilliantly saved by Jo Hyeonwoo. Timo Werner went close shortly after that following excellent interplay between Mesut Ozil and Marco Reus, as Germany started to push forward with greater purpose. That left the east Asians with room to exploit on the counter-attack, but they were unable to take advantage due to wayward final balls. However, ultimately it was a defender, Kim Younggwon, who scored to pave the way for the South Koreans' historic triumph, before Son sealed the victory with a late second.

See match highlights:

[Korea Republic v Germany - 2018 FIFA World Cup Russia™ - Match 43](#)

Mexico v. Sweden

0-3 (0-0)

44	27.06.2018 19:00 EKATERINBURG	33,061
MEX:	13 OCHOA; 3 SALCEDO, 7 LAYUN, 11 VELA, 14 HERNANDEZ, 15 MORENO, 16 HERRERA, 18 GUARDADO (C), 21 ALVAREZ, 22 LOZANO, 23 GALLARDO	
SWE:	1 OLSEN; 2 LUSTIG, 3 LINDELOF, 4 GRANQVIST (C), 6 AUGUSTINSSON, 7 LARSSON, 8 EKDAL, 9 BERG, 10 FORSBERG, 17 CLAESON, 20 TOIVONEN	
Scorers:	0-1 50' AUGUSTINSSON (6), 0-2 62' GRANQVIST (4, pen.), 0-3 74' ALVAREZ (21, own goal)	
Referee:	Nestor PITANA (ARG)	
Assistant referees:	Hernan MAIDANA (ARG), Juan Pablo BELATTI (ARG)	
4th official:	Andres CUNHA (URU)	
Reserve assistant referee:	Mauricio ESPINOSA (URU)	
Substitutions:	MEX: 65' out GALLARDO (23), in FABIAN (8), 75' out GUARDADO (18), in CORONA Jesus (17), 89' out LAYUN (7), in PERALTA (19) SWE: 57' out LARSSON (7), in SVENSSON (13), 68' out BERG (9), in THELIN (22), 80' out EKDAL (8), in HILJEMARK (15)	
Cautions:	MEX: 1' GALLARDO (23), 61' MORENO (15), 86' LAYUN (7) SWE: 26' LARSSON (7), 88' LUSTIG (2)	
Expulsions:	-	

Sweden turned in a perfect performance to reach the Round of 16 in style with a 3-0 victory over Group F pace-setters Mexico. El Tri were only saved from a cruel exit due to Germany's defeat against Korea Republic.

The Europeans started in powerful fashion, dominating goalscoring opportunities and constantly looking dangerous in the air. However, they had to wait until five minutes into the second half to break the deadlock, as Ludwig Augustinsson swept home at the back post.

Looking for a two goal win to guarantee progression, Sweden doubled their advantage when Andreas Granqvist converted from the penalty spot just past the hour mark. And the Blagula were in dreamland with 16 minutes remaining after Mexico defender Edson Alvarez forced the ball over his own line. Mexico built late momentum but Sweden remained impressively resolute at the back. And in remarkable scenes, a wave of noise swept through the arena in the dying minutes as the massive Mexican contingent received news of the unexpected result in Kazan.

See match highlights:

[Mexico v Sweden - 2018 FIFA World Cup Russia™ - Match 44](#)



GROUP F

Rank	Team	MP	W	D	L	GF	GA	+/-	Pts
1	Sweden	3	2	0	1	5	2	+3	6
2	Mexico	3	2	0	1	3	4	-1	6
3	Korea Republik	3	1	0	2	3	3	0	3
4	Germany	3	1	0	2	2	4	-2	3

MATCH INFORMATION: GROUP G

Belgium v. Panama

3-0 (0-0)
13 18.06.2018 18:00 SOCHI 43,257
BEL: 1 COURTOIS; 2 ALDERWEIRELD, 5 VERTONGHEN, 6 WITSEL, 7 DE BRUYNE, 9 LUKAKU, 10 HAZARD Eden (C), 11 CARRASCO, 14 MERTENS, 15 MEUNIER, 20 BOYATA

PAN: 1 PENEDO; 2 MURILLO, 4 ESCOBAR, 5 TORRES Roman (C), 6 GOMEZ, 7 PEREZ, 8 BARCENAS, 11 COOPER, 15 DAVIS, 20 GODOY, 21 RODRIGUEZ Jose Luiz

Scorers: 1-0 47' MERTENS (14), 2-0 69' LUKAKU (9), 3-0 75' LUKAKU (9)

Referee: Janny SIKAZWE (ZAM)

Assistant referees: Jerson DOS SANTOS (ANG), Zakhele SIWELA (RSA)

4th official: Ryuji SATO (JPN)

Reserve assistant referee: Toru SAGARA (JPN)

Substitutions: **BEL:** 74' out CARRASCO (11), in DEMBELE (19), 83' out MERTENS (14), in HAZARD Thorgan (16), 90' out WITSEL (6), in CHADLI (22)

PAN: 63' out BARCENAS (8), in TORRES Gabriel (9), 63' out RODRIGUEZ Jose (21), in DIAZ (10), 73' out PEREZ (7), in TEJADA (18)

Cautions: **BEL:** 14' MEUNIER (15), 59' VERTONGHEN (5), 88' DE BRUYNE (7)

PAN: 18' DAVIS (15), 45'+2 BARCENAS (8), 49' COOPER (11), 51' MURILLO (2), 57' GODOY (20)

Expulsions: –

The first-half proceedings did not come as a major surprise, as Panama stuck together and worked for each other in building a wall that Belgium's talented individuals were unable to breach. Though lacking imagination, Les Diabes Rouges still created the clearest chances, with Panama captain Roman Torres working wonders to put a dangerous cross from Kevin De Bruyne out for a corner with 22 minutes gone. Frustrated and empty-handed at the break, Romelu Lukaku, Eden Hazard and Dries Mertens returned reinvigorated, not least the Napoli man, who had the Belgium fans cheering when he fired a sumptuous volley past Jaime Penedo just two minutes into the second half. Having finally taken the lead, the men in red found their rhythm and the space in which to express themselves, with Lukaku getting in on the act. After opening his account with a header from a superb De Bruyne cross, he coolly clipped the ball home following a penetrating Hazard run. At last Belgium could breathe easy, their World Cup campaign safely under way. As for Panama, they will need to up their game when they take on England and Tunisia.

See match highlights:

[Belgium v Panama - 2018 FIFA World Cup Russia™ - Match 13](#)

Tunisia v. England

1-2 (1-1)
14 18.06.2018 21:00 VOLGOGRAD 41,064
TUN: 22 HASSEN; 2 BEN YOUSSEF Syam, 4 MERIAH, 8 BEN YOUSSEF Fakhreddine, 9 BADRI, 10 KHAZRI (C), 11 BRONN, 12 MAALLOUL, 13 SASSI, 17 SKHIRI, 23 SLITI

ENG: 1 PICKFORD; 2 WALKER, 5 STONES, 6 MAGUIRE, 7 LINGARD, 8 HENDERSON, 9 KANE (C), 10 STERLING, 12 TRIPPIER, 18 YOUNG, 20 ALLI

Scorers: 0-1 11' KANE (9), 1-1 35' SASSI (13, pen.), 1-2 90'+1 KANE (9)

Referee: Wilmar ROLDAN (COL)

Assistant referees: Alexander GUZMAN (COL), Cristian DE LA CRUZ (COL)

4th official: Ricardo MONTERO (CRC)

Reserve assistant referee: Hiroshi YAMAUCHI (JPN)

Substitutions: **TUN:** 16' out HASSEN (22), in BEN MUSTAPHA (1), 74' out SLITI (23), in BEN AMOR (14), 85' out KHAZRI (10), in KHALIFA (19)

ENG: 68' out STERLING (10), in RASHFORD (19), 80' out ALLI (20), in LOFTUS-CHEEK (21), 90'+3 out LINGARD (7), in DIER (4)

Cautions: **ENG:** 33' WALKER (2)

Expulsions: –

England snatched victory in the dying moments of their opening fixture against Tunisia at the 2018 FIFA World Cup Russia™ at the Volgograd Arena. Immediately establishing a firm hold on their encounter, Gareth Southgate's team created a series of excellent chances before Harry Kane scored the opener, reacting quickest to a rebound and slotting home from close range.

Nevertheless, the north Africans refused to lose heart after conceding or even when their goalkeeper Mouez Hassan was forced off through injury shortly afterwards. The Eagles of Carthage remained organised and disciplined, putting pressure on England all over the pitch and patiently waiting for an opening. Their opportunity finally came when Kyle Walker committed a foul in the English penalty area, allowing Ferjani Sassi to level from the spot.

In the second half, Tunisia sat deep and hardly created any promising chances, but captain Kane stepped up to the plate, heading home his second of the match in additional time, again from close range, to save the day for the Three Lions.

See match highlights:

[Tunisia v England - 2018 FIFA World Cup Russia™ - Match 14](#)


Belgium v. Tunisia

5-2 (3-1)

29 23.06.2018 15:00 MOSCOW 44,190

BEL: 1 COURTOIS; 2 ALDERWEIRELD, 5 VERTONGHEN, 6 WITSEL, 7 DE BRUYNE, 9 LUKAKU, 10 HAZARD Eden (C), 11 CARRASCO, 14 MERTENS, 15 MEUNIER, 20 BOYATA

TUN: 1 BEN MUSTAPHA; 2 BEN YOUSSEF Syam, 4 MERIAH, 7 KHAOUI, 8 BEN YOUSSEF Fakhreddine, 9 BADRI, 10 KHAZRI (C), 11 BRONN, 12 MAALOUL, 13 SASSI, 17 SKHIRI

Scorers: 1-0 6' HAZARD Eden (10, pen.), 2-0 16' LUKAKU (9), 2-1 18' BRONN (11), 3-1 45'+2 LUKAKU (9), 4-1 51' HAZARD Eden (10), 5-1 90' BATSHUAYI (21), 5-2 90'+3 KHAZRI (10)

Referee: Jair MARRUFO (USA)

Assistant referees: Corey ROCKWELL (USA), Juan ZUMBA (SLV)

4th official: Andres CUNHA (URU)

Reserve assistant referee: Nicolas TARAN (URU)

Substitutions: **BEL:** 59' out LUKAKU (9), in FELLAINI (8), 68' out HAZARD Eden (C,10), in BATSHUAYI (21), 86' out MERTENS (14), in TIELEMANS (17)
TUN: 24' out BRONN (11), in NAGUEZ (21), 41' out BEN YOUSSEF Syam (2), in BEN ALOUANE (3), 59' out SASSI (13), in SLITI (23)

Cautions: TUN: 14' SASSI (13)

Expulsions: -

Romelu Lukaku and Eden Hazard each scored twice and substitute Michy Batshuayi added a deserved fifth as Belgium cruised past Tunisia to edge closer to a place in the Round of 16.

Lukaku's clinically taken brace, coming in the wake of a double against Panama in the Red Devils' opening match, established him as Belgium's most prolific scorer at a single FIFA World Cup™. Hazard kicked off the scoring by opening his account at Russia 2018 in the sixth minute from the penalty spot, before Lukaku doubled the Red Devils' lead after 16 minutes with an angled left-foot finish.

The Carthage Eagles pulled a goal back courtesy of a Dylan Bronn header but Lukaku then made it 3-1 in first-half stoppage time with a dinked finish to convert Thomas Meunier's clever through ball. Hazard then got his second in the 51st minute of a thrilling contest from a defence-splitting Kevin de Bruyne pass before Belgium substitute Batshuayi and Tunisia skipper Wahbi Khazri rounded off the scoring. The North Africans' World Cup hopes now hang by a thread and they will need Panama to beat England in tomorrow's match to stand any chance of continuing in this competition.

See match highlights:

[Belgium v Tunisia - 2018 FIFA World Cup Russia™ - Match 29](#)

England v. Panama

6-1 (5-0)

30 24.06.2018 15:00 NIZHNI NOVGOROD 43,319

ENG: 1 PICKFORD; 2 WALKER, 5 STONES, 6 MAGUIRE, 7 LINGARD, 8 HENDERSON, 9 KANE (C), 10 STERLING, 12 TRIPPIER, 18 YOUNG, 21 LOFTUS-CHEEK

PAN: 1 PENEDO; 2 MURILLO, 4 ESCOBAR, 5 TORRES Roman (C), 6 GOMEZ, 7 PEREZ, 8 BARCENAS, 11 COOPER, 15 DAVIS, 20 GODOY, 21 RODRIGUEZ Jose Luiz

Scorers: 1-0 8' STONES (5), 2-0 22' KANE (9, pen.), 3-0 36' LINGARD (7), 4-0 40' STONES (5), 5-0 45'+1 KANE (9, pen.), 6-0 62' KANE (9), 6-1 78' BALOY (23)

Referee: Ghead GRISHA (EGY)

Assistant referees: Redouane ACHIK (MAR), Waleed AHMED (SDN)

4th official: Norbert HAUATA (TAH)

Reserve assistant referee: Bertrand BRIAL (NCL)

Substitutions: **ENG:** 63' out KANE (9), in VARDY (11), 63' out LINGARD (7), in DELPH (17), 70' out TRIPPIER (12), in ROSE (3)
PAN: 62' out GODOY (20), in AVILA (19), 69' out BARCENAS (8), in ARROYO (16), 69' out GOMEZ (6), in BALOY (23)

Cautions: ENG: 24' LOFTUS-CHEEK (21)

PAN: 10' COOPER (11), 44' ESCOBAR (4), 72' MURILLO (2)

Expulsions: -

England hit a brittle Panama side for six to seal qualification for the 2018 FIFA World Cup Russia™ knockout stage, a result that booked Belgium's Round of 16 berth too while eliminating Los Canales and Tunisia. Only top spot in Group G will be on the line when the Three Lions and Red Devils do battle next time out.

Gareth Southgate's team once again showcased their dead-ball prowess: two of their goals were penalties and a further two were headers from a corner and free-kick respectively. As for the Panamanians, they knew in advance that they would have to be clinical to stand any chance of getting something out of the game. Instead, they spurned the first two opportunities of the match and then promptly capitulated, finding themselves 2-0 down shortly after.

John Stones headed home a brace, while Harry Kane hit the tournament's second hat-trick so far, twice converting convincingly from the spot and then completing his treble when a Ruben Loftus-Cheek shot flicked off him and be diverted into the net.

Despite taking a pummelling, Panama also had grounds to celebrate when they scored their first-ever World Cup goal courtesy of a fine finish from 12 yards from Felipe Baloy.

See match highlights:

[England v Panama - 2018 FIFA World Cup Russia™ - Match 30](#)



England v. Belgium

0-1 (0-0)

45	28.06.2018 20:00 KALININGRAD	33,973
ENG:	1 PICKFORD; 3 ROSE, 4 DIER (C), 5 STONES, 11 VARDY, 15 CAHILL, 16 JONES, 17 DELPH, 19 RASHFORD, 21 LOFTUS-CHEEK, 22 ALEXANDER-ARNOLD	
BEL:	1 COURTOIS (C); 3 VERMAELEN, 8 FELLAINI, 16 HAZARD Thorgan, 17 TIELEMANS, 18 JANUZAJ, 19 DEMBELE, 20 BOYATA, 21 BATSHUAYI, 22 CHADLI, 23 DENDONCKER	
Scorers:	0-1 51' JANUZAJ (18)	
Referee:	D Amir SKOMINA (SVN)	
Assistant referees:	Jure PRAPROTNIK (SVN), Robert VUKAN (SVN)	
4th official:	Mohammed Abdulla MOHAMMED (UAE)	
Reserve assistant referee:	Mohamed ALHAMMADI (UAE)	
Substitutions:	ENG: 46' HT out STONES (5), in MAGUIRE (6), 79' out ALEXANDER-ARNOLD (22), in WELBECK (14) BEL: 74' out VERMAELEN (3), in KOMPANY (4), 86' out JANUZAJ (18), in MERTENS (14)	
Cautions:	BEL: 19' TIELEMANS (17), 33' DENDONCKER (23)	
Expulsions:	-	

With both teams already through to the Round of 16 before a ball had been kicked and relatively little riding on this encounter, the England and Belgium coaches rang the changes compared to their previous fixtures. As a result, there was unsurprisingly a disjointed and somewhat subdued feel to the game right from the off, with many players struggling to find their bearings.

That is not to say there were no chances. The Belgians were the first to threaten. Jordan Pickford denied Mousa Dembele early on before keeping out Marouane Fellaini. Trent Alexander-Arnold then saw his cross-shot whistle narrowly past the post on the half-hour mark and Ruben Loftus-Cheek failed to find the target with a header four minutes later. However, that was about as good as it got in the first half, leaving the crowd at the Kaliningrad Stadium craving more action after the break. Soon enough, Adnan Januzaj ensured that the fans would go home having got their money's worth. With just six minutes on the clock in the second period, the Belgium attacking midfielder dropped a shoulder, skipped past Danny Rose and curled a sumptuous left-footed strike into the top corner. To their credit, the Three Lions did not lie down after going behind. Phil Jones had an opportunity to equalise after an hour and Marcus Rashford twice went close, but Belgium held on to secure their third win in as many matches at Russia 2018 and clinch top spot in the group.

See match highlights:

[England v Belgium - 2018 FIFA World Cup Russia™ - Match 45](#)

Panama v. Tunisia

1-2 (1-0)

46	28.06.2018 21:00 SARANSK	37,168
PAN:	1 PENEDO; 4 ESCOBAR, 5 TORRES Roman (C), 6 GOMEZ, 8 BARCENAS, 9 TORRES Gabriel, 13 MACHADO, 17 OVALLE, 19 AVILA, 20 GODOY, 21 RODRIGUEZ Jose Luis	
TUN:	16 MATHLOUTHI (C); 4 MERIAH, 5 HADDADI, 6 BEDOUI, 8 BEN YOUSSEF Fakhreddine, 10 KHAZRI, 13 SASSI, 17 SKHIRI, 20 CHAALELI, 21 NAGUEZ, 23 SLITI	
Scorers:	1-0 33' MERIAH (4, own goal), 1-1 51' BEN YOUSSEF Fakhreddine (8), 1-2 66' KHAZRI (10)	
Referee:	Nawaf SHUKRALLA (BHR)	
Assistant referees:	Yaser TULEFAT (BHR), Taleb AL MARRI (QAT)	
4th official:	Mehdi ABID CHAREF (ALG)	
Reserve assistant referee:	Hiroshi YAMAUCHI (JPN)	
Substitutions:	PAN: 46' HT out TORRES Gabriel (9), in CUMMINGS (3), 56' out TORRES Roman (5), in TEJADA (18), 81' out AVILA (19), in ARROYO (16) TUN: 46' HT out SASSI (13), in BADRI (9), 77' out SLITI (23), in KHALIL (15), 89' out KHAZRI (10), in SRARFI (18)	
Cautions:	PAN: 78' AVILA (19), 80' GOMEZ (6), 90'+6 TEJADA (18) TUN: 44' SASSI (13), 71' BADRI (9), 90'+3 CHAALELI (20)	
Expulsions:	-	

Tunisia will fly home with their first win at the FIFA World Cup™ in 40 years after beating Panama 2-1 at the Mordovia Arena in Saransk. Fakhreddine Ben Youssef made World Cup history during the finale of Russia 2018's Group G action as his second-half equaliser marked the 2,500th goal in tournament history. The Carthage Eagles controlled the tempo of the game in the first half and created a few early chances, but Panama took the lead against the run of play from an own goal. Jose Luis Rodriguez's strike from distance took a deflection off of Tunisia defender Yassine Meriah, which sent goalkeeper Aymen Mathlouthi the wrong way. Tunisia came out firing in the second half, though, and it was not long before Ben Youssef's milestone strike levelled the score. Eleven minutes later, Tunisia No10 Wahbi Khazri put the North African side in front, slotting past Jaime Penedo from close range. The win marked Tunisia's first victory at the World Cup since Argentina 1978, while Los Canaleros are forced to head home without a point to pack up from their maiden appearance at the competition. Already eliminated from Russia 2018 prior to the start of today's fixtures, Tunisia's win secured third place in Group G as the Central Americans finished bottom.

See match highlights:

[Panama v Tunisia - 2018 FIFA World Cup Russia™ - Match 46](#)

GROUP G

Rank	Team	MP	W	D	L	GF	GA	+/-	Pts
1	Belgium	3	3	0	0	9	2	7	9
2	England	3	2	0	1	8	3	5	6
3	Tunisia	3	1	0	2	5	8	-3	3
4	Panama	3	0	0	3	2	11	-9	0



MATCH INFORMATION: GROUP H

Poland v. Senegal

1-2 (0-1)
15 19.06.2018 18:00 MOSCOW 44,190

POL: 1 SZCZESNY; 2 PAZDAN, 4 CIONEK, 7 MILIK, 9 LEWANDOWSKI (C), 10 KRYCHOWIAK, 11 GROSICKI, 13 RYBUS, 16 BLASZCZYKOWSKI, 19 ZIELINSKI, 20 PISZCZEK

SEN: 16 NDIAYE Khadim; 3 KOULIBALY, 5 GUEYE, 6 SANE, 9 DIOUF, 10 MANE (C), 12 SABALY, 13 NDIAYE Alfred, 18 SARR, 19 NIANG, 22 WAGUE

Scorers: 0-1 37' CIONEK (4, own goal), 0-2 60' NIANG (19), 1-2 86' KRYCHOWIAK (10)

Referee: Nawaf SHUKRALLA (BHR)

Assistant referees: Yaser TULEFAT (BHR), Taleb AL MARRI (QAT)

4th official: Abdulrahman AL JASSIM (QAT)

Reserve assistant referee: Mohamed ALHAMMADI (UAE)

Substitutions: **POL:** 46' HT out BLASZCZYKOWSKI (16), in BEDNAREK (5), 73' out MILIK (7), in KOWNACKI (23), 83' out PISZCZEK (20), in BERESZYNSKI (18)

SEN: 62' out DIOUF (9), in NDOYE (11), 75' out NIANG (19), in KONATE (14), 87' out NDIAYE Alfred (13), in KOUYATE (8)

Cautions: **POL:** 12' KRYCHOWIAK (10)

SEN: 49' SANE (6), 72' GUEYE (5)

Expulsions: –

Senegal have recorded the first African win at the 2018 FIFA World Cup Russia™, beating Poland 2-1 at the Spartak Stadium in Moscow. It evoked memories of their most recent World Cup campaign - their debut 16 years ago - in which they defeated holders France in Seoul in their opening match. The Poles are not quite as huge a scalp as Les Bleus, but the African side were underdogs nevertheless, and belied that status with their energetic performance. Idrissa Gueye's low drive was deflected into his own net by Thiago Cionek, but the Teranga Lions were good value for their lead. Mbaye Niang seized an opportunity in the hesitant Poland defence to round Wojciech Szczesny and double his side's advantage after the break.

Grzegorz Krychowiak's decision-making was partly to blame for Senegal's second and he made some amends by reducing the arrears with a late goal. But it was ultimately in vain as Aliou Cisse's side held on to claim three points - their first World Cup win since Cisse captained the side to victory against Sweden in the Korea/Japan 2002 Round of 16.

See match highlights:

[Poland v Senegal - 2018 FIFA World Cup Russia™ - Match 15](#)

Colombia v. Japan

1-2 (1-1)
16 19.06.2018 15:00 SARANSK 40,842

COL: 1 OSPINA; 3 MURILLO, 4 ARIAS, 6 SANCHEZ Carlos, 9 FALCAO (C), 11 CUADRADO Juan, 16 LERMA, 17 MOJICA, 20 QUINTERO, 21 IZQUIERDO, 23 SANCHEZ Davinson

JPN: 1 KAWASHIMA; 3 SHOJI, 5 NAGATOMO, 7 SHIBASAKI, 8 HARAGUCHI, 10 KAGAWA, 14 INUI, 15 OSAKO, 17 HASEBE (C), 19 SAKAI Kiroki, 22 YOSHIDA

Scorers: 0-1 6' KAGAWA (10, pen.), 1-1 39' QUINTERO (20), 1-2 73' OSAKO (15)

Referee: Damir SKOMINA (SVN)

Assistant referees: Jure PRAPROTNIK (SVN), Robert VUKAN (SVN)

4th official: Mehdi ABID CHAREF (ALG)

Reserve assistant referee: Anouar HMILA (TUN)

Substitutions: **COL:** 31' out CUADRADO Juan (11), in BARRIOS (5), 59' out QUINTERO (20), in RODRIGUEZ (10), 70' out IZQUIERDO (21), in BACCA (7)

JPN: 70' out KAGAWA (10), in HONDA (4), 80' out SHIBASAKI (7), in YAMAGUCHI (16), 85' out OSAKO (15), in OKAZAKI (9)

Cautions: **COL:** 64' BARRIOS (5), 86' RODRIGUEZ (10)

JPN: 90'+4 KAWASHIMA (1)

Expulsions: **COL:** 3' SANCHEZ Carlos (6)

In catching Colombia cold at the Mordovia Arena, Japan earned their first ever win over Los Cafeteros, avenging their 4-1 defeat to the same opponents at Brazil 2014, and picked up three precious points in their bid to advance from Group H. The game began at a frenetic pace, with Japan forcing a penalty that led to a red card for Colombia defender Carlos Sanchez allowing Shinji Kagawa to put the Asian side ahead from the spot. Cafetero coach Jose Pekerman shuffled his pack to give his side a chance of overcoming their numerical disadvantage and getting back into the game. Battling for every ball, Colombia captain Radamel Falcao earned the free-kick from which Juan Quintero equalised before half-time. Japan dominated the second half, creating a series of chances before Yuya Osako headed in the winner from a set-piece. This time there was to be no comeback, despite the arrival of James Rodriguez and Carlos Bacca on the pitch and a valiant late push by Los Cafeteros.

See match highlights:

[Colombia v Japan - 2018 FIFA World Cup Russia™ - Match 16](#)



Poland v. Colombia

0-3 (0-1)

31	24.06.2018 21:00 KAZAN	42,873
<i>POL:</i>	1 SZCZESNY; 2 PAZDAN, 5 BEDNAREK, 6 GORALSKI, 9 LEWANDOWSKI (C), 10 KRYCHOWIAK, 13 RYBUS, 18 BERESZYNSKI, 19 ZIELINSKI, 20 PISZCZEK, 23 KOWNACKI	
<i>COL:</i>	1 OSPINA; 4 ARIAS, 5 BARRIOS, 8 AGUILAR, 9 FALCAO (C), 10 RODRIGUEZ, 11 CUADRADO Juan, 13 MINA, 17 MOJICA, 20 QUINTERO, 23 SANCHEZ Davinson	
<i>Scorers:</i>	0-1 40' MINA (13), 0-2 70' FALCAO (9), 0-3 75' CUADRADO Juan (11)	
<i>Referee:</i>	Cesar RAMOS (MEX)	
<i>Assistant referees:</i>	Marvin TORRENTERA (MEX), Miguel HERNANDEZ (MEX)	
<i>4th official:</i>	Julio BASCUNAN (CHI)	
<i>Reserve assistant referee:</i>	Christian SCHIEMANN (CHI)	
<i>Substitutions:</i>	<i>POL:</i> 57' out KOWNACKI (23), in GROSICKI (11), 72' out BERESZYNSKI (18), in TEODORCZYK (14), 80' out PAZDAN (2), in GLIK (15) <i>COL:</i> 32' out AGUILAR (8), in URIBE (15), 73' out QUINTERO (20), in LERMA (16), 78' out FALCAO (9), in BACCA (7)	
<i>Cautions:</i>	<i>POL:</i> 61' BEDNAREK (5), 85' GORALSKI (6)	
<i>Expulsions:</i>	-	

Colombia secured an important 3-0 (1-0) victory to leave their Group H fate in their own hands, while Poland's 2018 FIFA World Cup Russia™ adventure will come to an end after the group stage.

Both teams came into this match under pressure after suffering defeats in their respective openers. The tension was palpable, with both sides starting tentatively and neither wanting to fall behind in front of a sell-out crowd of 42,873 at the Kazan Arena. The first real chance came in the 40th minute, when the consistently lively James Rodriguez crossed the ball into the penalty area for Yerry Mina to nod home.

The Bialo-czerwoni were forced to throw caution to the wind in the second half, creating counterattacking space for their South American opponents in the process. The best opportunity for an equaliser fell to Robert Lewandowski, but his close-range effort was denied by the onrushing David Ospina. In the 70th minute Juan Quintero played a dream pass to Falcao, who stroked the ball past Wojciech Szczesny with the outside of his boot to double Colombia's advantage. Juan Cuadrado made it 3-0 just a few minutes later to put the result beyond doubt, courtesy of another assist from James.

See match highlights:

[Poland v Colombia - 2018 FIFA World Cup Russia™ - Match 31](#)

Japan v. Senegal

2-2 (1-1)

32	24.06.2018 20:00 EKATERINBURG	32,572
<i>JPN:</i>	1 KAWASHIMA; 3 SHOJI, 5 NAGATOMO, 7 SHIBASAKI, 8 HARAGUCHI, 10 KAGAWA, 14 INUI, 15 OSAKO, 17 HASEBE (C), 19 SAKAI Hiroki, 22 YOSHIDA	
<i>SEN:</i>	16 NDIAYE Khadim; 3 KOULIBALY, 5 GUEYE, 6 SANE, 10 MANE (C), 12 SABALY, 13 NDIAYE Alfred, 17 NDIAYE Pape Alioune, 18 SARR, 19 NIANG, 22 WAGUE	
<i>Scorers:</i>	0-1 11' MANE (10), 1-1 34' INUI (14), 1-2 71' WAGUE (22), 2-2 78' HONDA (4)	
<i>Referee:</i>	Gianluca ROCCHI (ITA)	
<i>Assistant referees:</i>	Elenito DI LIBERATORE (ITA), Mauro TONOLINI (ITA)	
<i>4th official:</i>	Abdulrahman AL JASSIM (QAT)	
<i>Reserve assistant referee:</i>	Taleb AL MARRI (QAT)	
<i>Substitutions:</i>	<i>JPN:</i> 72' out KAGAWA (10), in HONDA (4), 75' out HARAGUCHI (8), in OKAZAKI (9), 87' out INUI (14), in USAMI (11) <i>SEN:</i> 65' out NDIAYE Alfred (13), in KOUYATE (8), 81' out NDIAYE Pape Alioune (17), in NDOYE (11), 86' out NIANG (19), in DIOUF (9)	
<i>Cautions:</i>	<i>JPN:</i> 68' INUI (14), 90'+4 HASEBE (17) <i>SEN:</i> 59' NIANG (19), 90' SABALY (12), 90'+1 NDOYE (11)	
<i>Expulsions:</i>	-	

Japan twice came from behind to peg back Senegal as the two Group H leaders played out a pulsating 2-2 draw at the Ekaterinburg Arena. The result keeps the pair at the group summit after each had won their respective opening outings. Senegal started with real attacking intent and they were rewarded as star forward Sadio Mane took full advantage of some defensive hesitancy to score after 11 minutes. Despite enjoying more possession, Japan remained on the back foot until Takashi Inui netted just past the half-hour, with a smart curling finish from inside the penalty area.

Yuya Osako missed a golden opportunity on the hour mark, and Inui hit the crossbar minutes later as Japan's attacking outlets found space. Senegal made Japan pay for their profligacy as 19-year-old Moussa Wague lashed home on 71 minutes, but substitute Keisuke Honda equalised seven minutes later, finishing off Inui's cut-back pass from close range.

See match highlights:

[Japan v Senegal - 2018 FIFA World Cup Russia™ - Match 32](#)



Japan v. Poland

0-1 (0-0)

47 28.06.2018 17:00 VOLGOGRAD 42,189

JPN: 1 KAWASHIMA (C); 5 NAGATOMO, 7 SHIBASAKI, 9 OKAZAKI, 11 USAMI, 13 MUTO, 16 YAMAGUCHI, 19 SAKAI Hiroki, 20 MAKINO, 21 SAKAI, 22 YOSHIDA

POL: 22 FABIANSKI; 3 JEDRZEJCZYK, 5 BEDNAREK, 6 GORALSKI, 9 LEWANDOWSKI (C), 10 KRYCHOWIAK, 11 GROSICKI, 15 GLIK, 18 BERESZYNSKI, 19 ZIELINSKI, 21 KURZAWA

Scorers: 0-1 59' BEDNAREK (5)

Referee: Janny SIKAZWE (ZAM)

Assistant referees: Jerson DOS SANTOS (ANG), Zakhele SIWELA (RSA)

4th official: Ricardo MONTERO (CRC)

Reserve assistant referee: Juan Carlos MORA (CRC)

Substitutions: JPN: 47' out OKAZAKI (9), in OSAKO (15), 65' out USAMI (11), in INUI (14), 82' out MUTO (13), in HASEBE (17)

POL: 79' out ZIELINSKI (19), in TEODORCZYK (14), 79' out KURZAWA (21), in PESZKO (17)

Cautions: JPN: 66' MAKINO (20)

Expulsions: -

Japan knew that a draw against Poland would guarantee their spot in the knockout phase at the 2018 FIFA World Cup Russia™, but events in Group H transpired in such a way that the Samurai Blue progressed on the back of a defeat. It is the third time the East Asians have made it past the group stage at a World Cup finals, having achieved the feat in back in 2002 and 2010.

Akira Nishino made six changes to the line-up that started against Colombia and Senegal, and it would be fair to say the large-scale rotation did his team no favours. The Japanese lacked a cutting edge in attack, and it was Poland who created the two best chances of the game. Shortly before the interval, Eiji Kawashima was forced into a spectacular diving save to claw Kamil Grosicki's header off the goalline, but the goalkeeper could do nothing about Jan Bednarek's short-range volleyed finish in the second half.

For the Poles, who even before the start of today's match knew they were on their way home, it was their first win in the competition.

See match highlights:

[Japan v Poland - 2018 FIFA World Cup Russia™ - Match 47](#)

Senegal v. Colombia

0-1 (0-0)

48 28.06.2018 18:00 SAMARA 41,970

SEN: 16 NDIAYE Khadim; 3 KOULIBALY, 5 GUEYE, 6 SANE, 8 KOUYATE (C), 10 MANE, 12 SABALY, 18 SARR, 19 NIANG, 20 BALDE, 21 GASSAMA

COL: 1 OSPINA; 4 ARIAS, 6 SANCHEZ Carlos, 9 FALCAO (C), 10 RODRIGUEZ, 11 CUADRADO Juan, 13 MINA, 15 URIBE, 17 MOJICA, 20 QUINTERO, 23 SANCHEZ Davinson

Scorers: 0-1 74' MINA (13)

Referee: Milorad MAZIC (SRB)

Assistant referees: Milovan RISTIC (SRB), Dalibor DJURDJEVIC (SRB)

4th official: Bamalak TESSEMA (ETH)

Reserve assistant referee: Hasan ALMAHRI (UAE)

Substitutions: SEN: 74' out SABALY (12), in WAGUE (22), 80' out BALDE (20), in KONATE (14), 86' out NIANG (19), in SAKHO (15)

COL: 31' out RODRIGUEZ (10), in MURIEL (14), 83' out URIBE (15), in LERMA (16), 89' out FALCAO (9), in BORJA (19)

Cautions: SEN: 51' NIANG (19)

COL: 45' MOJICA (17)

Expulsions: -

Yerry Mina scored his second goal at the 2018 FIFA World Cup Russia™ to see Colombia defeat Senegal 1-0 at Samara Arena and finish as Group H winners.

In the group's other match, Poland edged Japan 1-0 meaning Senegal and the Blue Samurai finished level on four points, however the latter became the first team in history to advance to the World Cup knockout stage on the fair play rule. The game was played evenly throughout, with few significant goalscoring chances of note. The decisive moment came when Los Cafeteros' towering centre-back Mina leapt above his markers to head in the winning goal in the second half.

See match highlights:

[Senegal v Colombia - 2018 FIFA World Cup Russia™ - Match 48](#)



GROUP H

Rank	Team	MP	W	D	L	GF	GA	+/-	Pts
1	Colombia	3	2	0	1	5	2	3	6
2	Japan	3	1	1	1	4	4	0	4
3	Senegal	3	1	1	1	4	4	0	4
4	Poland	3	1	0	2	2	5	-3	3

ROUND OF 16

Uruguay v. Portugal

2-1 (1-0)
49 30.06.2018 21:00 SOCHI 44,287

URU: 1 MUSLERA; 2 GIMENEZ, 3 GODIN (C), 6 BENTANCUR, 8 NANDEZ, 9 SUAREZ, 14 TORREIRA, 15 VECINO, 17 LAXALT, 21 CAVANI, 22 CACERES

POR: 1 RUI PATRICIO; 3 PEPE, 5 RAPHAEL GUERREIRO, 6 JOSE FONTE, 7 CRISTIANO RONALDO (C), 10 JOAO MARIO, 11 BERNARDO SILVA, 14 WILLIAM, 15 RICARDO, 17 GONCALO GUEDES, 23 ADRIEN SILVA

Scorers: 1-0 7' CAVANI (21), 1-1 55' PEPE (3), 2-1 62' CAVANI (21)

Referee: Cesar RAMOS (MEX)

Assistant referees: Marvin TORRETERA (MEX), Miguel HERNANDEZ (MEX)

4th official: Jair MARRUFO (USA)

Reserve assistant referee: Corey ROCKWELL (USA)

Substitutions: URU: 63' out BENTANCUR (6), in RODRIGUEZ (7), 74' out CAVANI (21), in STUANI (11), 81' out NANDEZ (8), in SANCHEZ (5)

POR: 65' out ADRIEN SILVA (23), in RICARDO QUARESMA (20), 74' out GONCALO GUEDES (17), in ANDRE SILVA (9), 84' out JOAO MARIO (10), in MANUEL FERNANDES (4)

Cautions: POR: 90'+3 CRISTIANO RONALDO (7)

Expulsions: -

Uruguay, the team with the best defensive record in the group stage at the 2018 FIFA World Cup Russia™ with zero goals conceded, held firm to sink Portugal 2-1 in Sochi on Saturday to set up a quarter-final tie against France.

Edinson Cavani's early opener from a superb Luis Suarez cross put La Celeste in the driving seat, enabling them to sit back and soak up the Portuguese pressure. The European champions huffed and puffed but could not blow down the Uruguayan house, searching in vain for a moment of magic from Cristiano Ronaldo, who passed up a presentable chance from a dangerously positioned free-kick.

It was from another sort of dead-ball delivery that Portugal found a chink in the armour, Pepe equalising with a header from a corner after the break. However, the veteran centre-back's joy was short-lived, as Cavani restored the South Americans' lead with a stunning side-footed finish not long afterwards.

The Uruguayans will have to be just as solid at the back if they are to emerge victorious from their quarter-final tie against France, who were scintillating going forward during their win over Argentina earlier in the day. The stage is set for a cracker in Nizhny Novgorod on 6 July.

See match highlights:

[Uruguay v Portugal - 2018 FIFA World Cup Russia™ - Match 49](#)

France v. Argentina

4-3 (1-1)
50 30.06.2018 17:00 KAZAN 42,873

FRA: 1 LLORES (C); 2 PAVARD, 4 VARANE, 5 UMTITI, 6 POGBA, 7 GRIEZMANN, 9 GIROUD, 10 MBAPPE, 13 KANTE, 14 MATUIDI, 21 HERNANDEZ

ARG: 12 ARMANI; 2 MERCADO, 3 TAGLIAFICO, 7 BANEGA, 10 MESSI (C), 11 DI MARIA, 14 MASCHERANO, 15 PEREZ, 16 ROJO, 17 OTAMENDI, 22 PAVON

Scorers: 1-0 13' GRIEZMANN (7, pen.), 1-1 41' DI MARIA (11), 1-2 48' MERCADO (2), 2-2 57' PAVARD (2), 3-2 64' MBAPPE (10), 4-2 68' MBAPPE (10), 4-3 90'+3 AGUERO (19)

Referee: Alireza FAGHANI (IRN)

Assistant referees: Reza SOKHANDAN (IRN), Mohammadreza MANSOURI (IRN)

4th official: Julio BASCUNAN (CHI)

Reserve assistant referee: Christian SCHIEMANN (CHI)

Substitutions: FRA: 75' out MATUIDI (14), in TOLISSO (12), 83' out GRIEZMANN (7), in FEKIR (18), 89' out MBAPPE (10), in THAUVIN (20)

ARG: 46' HT out ROJO (16), in FAZIO (6), 66' out PEREZ (15), in AGUERO (19), 75' out PAVON (22), in MEZA (13)

Cautions: FRA: 72' MATUIDI (14), 73' PAVARD (2), 90'+3 GIROUD (9)

ARG: 11' ROJO (16), 19' TAGLIAFICO (3), 43' MASCHERANO (14), 50' BANEGA (7), 90'+3 OTAMENDI (17)

Expulsions: -

In the first of the Round of 16 encounters at the 2018 FIFA World Cup Russia™, France defeated Argentina 4-3 in a spectacular game to match their achievement from four years ago and book a place in the quarter-finals.

Proceedings began at a frenetic pace, with not even ten minutes played when Antoine Griezmann curled a free-kick against the crossbar after Kylian Mbappe had been fouled. A few minutes later Mbappe was again brought down, this time in the penalty area, and Griezmann made no mistake from the spot. Argentina needed a spell of possession to compose themselves and digest going behind. They also needed something special to get back into the game, and Angel Di Maria provided it with a stunning long-range strike to bring them level, against the run of play, before the interval.

Buoyed by that equaliser, the South Americans turned the game on its head in the second period. Lionel Messi collected the ball after a free-kick was only half-cleared, and his shot on the turn was diverted into the net by Gabriel Mercado.

Les Bleus did not need to wait long to provide the perfect response to going behind, however. Benjamin Pavard scored a wonder goal of his own to make it 2-2, before the irrepressible Mbappe scored twice in four minutes. Argentina replied yet again late on through substitute Sergio Aguero, but it was too little, too late for the South Americans.

See match highlights:

[France v Argentina - 2018 FIFA World Cup Russia™ - Match 50](#)



Spain v. Russia

1-1 a.e.t. (1-1, 1-1) 3-4 PSO

51 01.07.2018 17:00 MOSCOW 78,011

ESP: 1 DE GEA; 3 PIQUE, 4 NACHO, 5 BUSQUETS, 8 KOKE, 15 RAMOS (C), 18 ALBA, 19 COSTA, 20 ASENSIO, 21 SILVA, 22 ISCO

RUS: 1 AKINFEEV (C); 2 MARIO FERNANDES, 3 KUTEPOV, 4 IGNASHEVICH, 7 KUZIAEV, 11 ZOBNNIN, 13 KUDRIASHOV, 17 GOLOVIN, 18 ZHIRKOV, 19 SAMEDOV, 22 DZYUBA

Scorers: 1-0 12' IGNASHEVICH (4, own goal), 1-1 41' DZYUBA (22, pen.)

Penalty Shoot-out: 1-0 INIESTA (6), 1-1 SMOLOV (10), 2-1 PIQUE (3), 2-2 IGNASHEVICH (4), 2-2 KOKE (8), 2-3 GOLOVIN (17), 3-3 RAMOS (15), 3-4 CHERYSHEV (6), 3-4 ASPAS (17)

Referee: Bjorn KUIPERS (NED)

Assistant referees: Sander VAN ROEKEL (NED), Erwin ZEINSTRAS (NED)

4th official: Clement TURPIN (FRA)

Reserve assistant referee: Nicolas DANOS (FRA)

Substitutions: **ESP:** 67' out SILVA (21), in INIESTA (6), 70' out NACHO (4), in CARVAJAL (2), 80' out COSTA (19), in ASPAS (17), 104' out ASENSIO (20), in RODRIGO (9)

RUS: 46' HT out ZHIRKOV (18), in GRANAT (14), 61' out SAMEDOV (19), in CHERYSHEV (6), 65' out DZYUBA (22), in SMOLOV (10), 97' out KUZIAEV (7), in EROKHIN (21)

Cautions: **ESP:** 40' PIQUE (3)

RUS: 54' KUTEPOV (3), 71' ZOBNNIN (11)

Expulsions: -

Russia defeated Spain on penalties to earn victory after the inaugural shootout of the 2018 FIFA World Cup™. Koke saw his effort saved by Igor Akinfeev, before Iago Aspas's unsuccessful spot kick sent the Luzhniki Stadium in Moscow into delirium.

It had all started so well for La Roja - who silenced the Luzhniki in the opening moments - a set-piece providing the opportunity for Spain to take the lead. Sergio Ramos proved a nuisance to Sergei Ignashevich, and the veteran defender turned the ball into his own net.

But Russia did not wilt in the sticky Moscow evening. The imperious Artem Dzyuba revelled in his battle with Ramos and Gerard Pique, and another one of his victorious skirmishes against the latter resulted in the Barcelona man handling inside the box. Dzyuba himself stepped up and sent David De Gea the wrong way.

The second half settled into a pattern of Spanish possession and Russian counter-attacks, but beside a late save by Akinfeev from Andres Iniesta, neither side looked ready to win the game in normal time. A brave defensive performance from Russia in extra time earned them a penalty shootout against the 2010 winners, where Akinfeev was ultimately the hero.

See match highlights:

[Spain v Russia - 2018 FIFA World Cup Russia™ - Match 51](#)

Croatia v. Denmark

1-1 a.e.t. (1-1, 1-1) 3-2 PSO

52 01.07.2018 21:00 NIZHNI NOVGOROD 40,851

CRO: 23 SUBASIC; 2 VRSAJLJKO, 3 STRINIC, 4 PERISIC, 6 LOVREN, 7 RAKITIC, 10 MODRIC (C), 11 BROZOVIC, 17 MANDZUKIC, 18 REBIC, 21 VIDA

DEN: 1 SCHMEICHEL; 4 KJAER (C), 5 KNUDSEN, 6 CHRISTENSEN, 8 DELANEY, 10 ERIKSEN, 11 BRAITHWAITE, 13 JORGENSEN Mathias, 14 DALSGAARD, 20 POULSEN, 21 CORNELIUS

Scorers: 0-1 1' JORGENSEN Mathias (13), 1-1 4' MANDZUKIC (17)

Penalty Shoot-out: 0-0 ERIKSEN (10), 0-0 BADELJ (19), 0-1 KJAER (4), 1-1 KRAMARIC (9), 1-2 KROHN-DEHLI (2), 2-2 MODRIC (10), 2-2 SCHONE (19), 2-2 PIVARIC (22), 2-2 JORGENSEN Mathias (9), 3-2 RAKITIC (7)

Referee: Nestor PITANA (ARG)

Assistant referees: Hernan MAIDANA (ARG), Juan Pablo BELATTI (ARG)

4th official: Enrique CACERES (PAR)

Reserve assistant referee: Eduardo CARDOZO (PAR)

Substitutions: **CRO:** 71' out BROZOVIC (11), in KOVACIC (8), 81' out STRINIC (3), in PIVARIC (22), 97' out PERISIC (4), in KRAMARIC (9), 108' out MANDZUKIC (17), in BADELJ (19)

DEN: 46' HT out CHRISTENSEN (6), in SCHONE (19), 66' out CORNELIUS (21), in JORGENSEN Nicolai (9), 98' out DELANEY (8), in KROHN-DEHLI (2), 106' out BRAITHWAITE (11), in SISTO (23)

Cautions: **DEN:** 115' JORGENSEN Mathias (13)

Expulsions: -

After a thrilling start to the match, with both sides scoring in the opening four minutes, Croatia needed penalties to see off a brave Denmark side that played their most adventurous football of the competition but without reward.

The Danes opened the scoring in the opening minute, as Mathias Jorgensen shot through a sea of legs and saw the ball squirm under Danijel Subasic's body and over the line. The Scandinavians' joy lasted just three minutes. Presented with Croatia's first chance, Mario Mandzukic tucked home a loose ball to restore parity.

Croatia became more dominant as the half wore on, with Luka Modric directing traffic from a more withdrawn position than in other games. Denmark had their chances, however, with Christian Eriksen clipping the crossbar.

The Scandinavians grew in belief as the minutes passed, but let themselves down with some wayward finishing. Short on energy, the Vatreni were unable to find the back of the net themselves, and the match ticked into extra time. Croatia tried to force the pace late on, and passed up a golden chance to win it when Kasper Schmeichel denied Modric from the spot with four minutes remaining. The Danes waited for the shootout, confident in Schmeichel's penalty-saving expertise. The keeper stopped two, but Subasic went one better to take his side through.

See match highlights:

[Croatia v Denmark - 2018 FIFA World Cup Russia™ - Match 52](#)



Brazil v. Mexico

2-0 (0-0)

53 02.07.2018 18:00 SAMARA 41,970

BRA: 1 ALISSON; 2 THIAGO SILVA (C), 3 MIRANDA, 5 CASEMIRO, 6 FILIPE LUIS, 9 GABRIEL JESUS, 10 NEYMAR, 11 PHILIPPE COUTINHO, 15 PAULINHO, 19 WILLIAN, 22 FAGNER

MEX: 13 OCHOA; 2 AYALA, 3 SALCEDO, 4 MARQUEZ (C), 11 VELA, 14 HERNANDEZ, 16 HERRERA, 18 GUARDADO, 21 ALVAREZ, 22 LOZANO, 23 GALLARDO

Scorers: 1-0 51' NEYMAR (10), 2-0 88' ROBERTO FIRMINO (20)

Referee: Gianluca ROCCHI (ITA)

Assistant referees: Elenito DI LIBERATORE (ITA), Mauro TONOLINI (ITA)

4th official: Antonio MATEU (ESP)

Reserve assistant referee: Pau CEBRIAN (ESP)

Substitutions: **BRA:** 80' out PAULINHO (15), in FERNANDINHO (17), 86' out PHILIPPE COUTINHO (11), in ROBERTO FIRMINO (20), 90'+1 out WILLIAN (19), in MARQUINHOS (13)

MEX: 46' HT out MARQUEZ (4), in LAYUN (7), 55' out ALVAREZ (21), in DOS SANTOS Jonathan (6), 60' out HERNANDEZ (14), in JIMENEZ (9)

Cautions: **BRA:** 43' FILIPE LUIS (6), 59' CASEMIRO (5)

MEX: 38' ALVAREZ (21), 55' HERRERA (16), 77' SALCEDO (3), 90'+2 GUARDADO (18)

Expulsions: –

Neymar scored his sixth FIFA World Cup™ goal, before substitute Roberto Firmino added one late on, to lift Brazil past Mexico 2-0 to advance into the quarter-finals at Russia 2018.

The first 20 minutes of the match started with El Tri pressuring the South Americans' backline, but eventually Tite's side were able to grow into the game, ultimately generating more goalscoring opportunities and looking the likelier to break the deadlock.

It took until after the break, though, and once the second half commenced, it wasn't long until Neymar was wheeling away in celebration. He slid in to finish from close range after Willian sent in a dangerous, low cross on 51 minutes. Brazil continued to create scoring chances and, with full-time closing in fast, Firmino tapped in at the back post as Neymar turning provider to seal victory.

See match highlights:

[Brazil v Mexico - 2018 FIFA World Cup Russia™ - Match 53](#)

Belgium v. Japan

3-2 (0-0)

54 02.07.2018 21:00 ROSTOV-ON-DON 41,466

BEL: 1 COURTOIS; 2 ALDERWEIRELD, 4 KOMPANY, 5 VERTONGHEN, 6 WITSEL, 7 DE BRUYNE, 9 LUKAKU, 10 HAZARD Eden (C), 11 CARRASCO, 14 MERTENS, 15 MEUNIER

JPN: 1 KAWASHIMA; 3 SHOJI, 5 NAGATOMO, 7 SHIBASAKI, 8 HARAGUCHI, 10 KAGAWA, 14 INUI, 15 OSAKO, 17 HASEBE (C), 19 SAKAI Hiroki, 22 YOSHIDA

Scorers: 0-1 48' HARAGUCHI (8), 0-2 52' INUI (14), 1-2 69' VERTONGHEN (5), 2-2 74' FELLAINI (8), 3-2 90'+4 CHADLI (22)

Referee: Malang DIEDHIOU (SEN)

Assistant referees: Djibril CAMARA (SEN), El Hadji SAMBA (SEN)

4th official: Bakary GASSAMA (GAM)

Reserve assistant referee: Jean Claude BIRUMUSHAHU (BDI)

Substitutions: **BEL:** 65' out MERTENS (14), in FELLAINI (8), 65' out CARRASCO (11), in CHADLI (22)

JPN: 81' out SHIBASAKI (7), in YAMAGUCHI (16), 81' out HARAGUCHI (8), in HONDA (4)

Cautions: **JPN:** 40' SHIBASAKI (7)

Expulsions: –

Belgium's team of stars demonstrated their strength of character by coming back from two goals down to claim victory over Japan in a wild game at the Rostov Arena. The manner of the win will surely fill the side with confidence as they now advance to the quarter-finals of the 2018 FIFA World Cup Russia™ where they will face none other than Brazil. Following a tight first half in which both defences had the upper hand, barring the odd minor lapse in concentration, Japan took a commanding lead with two goals at the start of the second half. Genki Haraguchi put the Blues ahead with an angled finish in the 48th minute, before Takashi Inui fired in a wonderful long-range strike for his second goal of the tournament.

Nobody doubted the ability of Roberto Martinez's side, but here was a true test of their resolve. After a frantic few minutes, the manager opted for a change in approach with the introduction of the 6'4" danger man Marouane Fellaini, and the tactical shift paid dividends. In the 69th minute, Jan Vertonghen's looping header threw Les Diables Rouges a lifeline, before Fellaini himself headed home the equaliser five minutes later.

As the game progressed, extra time seemed an inevitability. Yet Nacer Chadli had other ideas, the substitute applying the finishing touch to a textbook counter-attack in the fourth minute of stoppage time to send the Belgium fans into delirium.

See match highlights:

[Belgium v Japan - 2018 FIFA World Cup Russia™ - Match 54](#)



Sweden v. Switzerland

1-0 (0-0)

55 03.07.2018 17:00 ST. PETERSBURG 64,042

SWE: 1 OLSEN; 2 LUSTIG, 3 LINDELOF, 4 GRANQVIST (C), 6 AUGUSTINSSON, 8 EKDAL, 9 BERG, 10 FORSBERG, 13 SVENSSON, 17 CLAESSEON, 20 TOIVONEN

SUI: 1 SOMMER; 5 AKANJI, 6 LANG, 10 XHAKA, 11 BEHRAMI (C), 13 RODRIGUEZ, 14 ZUBER, 15 DZEMAILI, 19 DRMIC, 20 DJOUROU, 23 SHAQIRI

Scorers: 1-0 66' FORSBERG (10)

Referee: Damir SKOMINA (SVN)

Assistant referees: Jure PRAPROTNIK (SVN), Robert VUKAN (SVN)

4th official: Nawaf SHUKRALLA (BHR)

Reserve assistant referee: Yaser TULEFAT (BHR)

Substitutions: **SWE:** 82' out FORSBERG (10), in OLSSON (5), 82' out LUSTIG (2), in KRAFTH (16), 90'+1 out BERG (9), in THELIN (22)

SUI: 73' out ZUBER (14), in EMBOLO (7), 73' out DZEMAILI (15), in SEFEROVIC (9)

Cautions: **SWE:** 31' LUSTIG (2)

SUI: 61' BEHRAMI (11), 68' XHAKA (10)

Expulsions: **SUI:** 90'+4 LANG (6)

Sweden booked their place in the FIFA World Cup™ quarter-finals for the first time in almost a quarter of a century after Emil Forsberg forced a slender 1-0 win over Switzerland in Saint Petersburg.

A cagey encounter from the outset, Sweden fell back on their tried and tested formula: sit deep, defend solidly and strike on the counter-attack. As such, Switzerland were the more active influence in the game when it came to possession, but the reactive approach from Janne Andersson's side proved the more fertile. Chances were limited, but the better of them fell at Swedish feet.

In something of a war of attrition, as time progressed glimpses of a potential pivotal moment began to shine through, with only poor finishing and good fortune snuffing them out. However, it was fortune that eventually brought about the winner.

Forsberg was given far too much space at the edge of the box and - having failed to live up to his pre-tournament billing as Sweden's star attraction - saw his effort deflect wildly off Manuel Akanji into the top corner, sending them into the last eight.

See match highlights:

[Sweden v Switzerland - 2018 FIFA World Cup Russia™ - Match 55](#)

Colombia v. England

1-1 a.e.t. (1-1, 0-0) 3-4 PSO

56 03.07.2018 21:00 MOSCOW 44,190

COL: 1 OSPINA; 4 ARIAS, 5 BARRIOS, 6 SANCHEZ Carlos, 9 FALCAO (C), 11 CUADRADO Juan, 13 MINA, 16 LERMA, 17 MOJICA, 20 QUINTERO, 23 SANCHEZ Davinson

ENG: 1 PICKFORD; 2 WALKER, 5 STONES, 6 MAGUIRE, 7 LINGARD, 8 HENDERSON, 9 KANE (C), 10 STERLING, 12 TRIPPIER, 18 YOUNG, 20 ALLI

Scorers: 0-1 57' KANE (9, pen.), 1-1 90'+3 MINA (13)

Penalty Shoot-out: 1-0 FALCAO (9), 1-1 KANE (9), 2-1 CUADRADO Juan (11), 2-2 RASHFORD (19), 3-2 MURIEL (14), 3-2 HENDERSON (8), 3-2 URIBE (15), 3-3 TRIPPIER (12), 3-3 BACCA (7), 3-4 DIER (4)

Referee: Mark GEIGER (USA)

Assistant referees: Joe FLETCHER (CAN), Frank ANDERSON (USA)

4th official: Matt CONGER (NZL)

Reserve assistant referee: Tevita MAKASINI (TGA)

Substitutions: **COL:** 61' out LERMA (16), in BACCA (7), 79' out SANCHEZ Carlos (6), in URIBE (15), 88' out QUINTERO (20), in MURIEL (14), 116' out ARIAS (4), in ZAPATA (2)

ENG: 81' out ALLI (20), in DIER (4), 88' out STERLING (10), in VARDY (11), 102' out YOUNG (18), in ROSE (3), 113' out WALKER (2), in RASHFORD (19)

Cautions: **COL:** 41' BARRIOS (5), 52' ARIAS (4), 54' SANCHEZ Carlos (6), 63' FALCAO (9), 64' BACCA (7), 118' CUADRADO Juan (11)

ENG: 56' HENDERSON (8), 69' LINGARD (7)

Expulsions: -

England defeated Colombia to reach the quarter-finals of the 2018 FIFA World Cup Russia™. Penalties were needed at Moscow's Spartak Stadium to decide the match and keep alive the Three Lions' dream of a second World Cup title after 1966. After a frenetic opening, England began to dictate the tempo of the game. Harry Kane, Raheem Sterling and Jesse Lingard kept moving well between the lines and were rewarded with several set piece opportunities. Without injured superstar James Rodriguez, Colombia relied on quick counterattacks but rarely posed a threat in front of the opposition's goal. The second half got off to the perfect start for England. After being brought down in the penalty area, captain Kane converted the resulting spot-kick to give his team the lead. Undeterred, Colombia threw everything forward in the final quarter of an hour and snatched an equaliser through Yerry Mina in the 93rd minute.

Although both teams pushed for a winner in extra time, penalties were ultimately needed to determine the outcome. After Jordan Henderson's shot was saved for England and Mateus Uribe and Carlos Bacca both failed to score for Colombia, Dier's successful spot-kick sealed the Three Lions' place in the last eight.

See match highlights:

[Colombia v England - 2018 FIFA World Cup Russia™ - Match 56](#)



QUARTER-FINALS

Uruguay v. France

0-2 (0-1)
57 06.07.2018 17:00 NIZHNY NOVGOROD 43,319
URU: 1 MUSLERA; 2 GIMENEZ, 3 GODIN (C), 6 BENTANCUR, 8 NANDEZ, 9 SUAREZ, 11 STUANI, 14 TORREIRA, 15 VECINO, 17 LAXALT, 22 CACERES

FRA: 1 LLORES (C); 2 PAVARD, 4 VARANE, 5 UMTITI, 6 POGBA, 7 GRIEZMANN, 9 GIROUD, 10 MBAPPE, 12 TOLISSO, 13 KANTE, 21 HERNANDEZ

Scorers: 0-1 40' VARANE (4), 0-2 61' GRIEZMANN (7)

Referee: Nestor PITANA (ARG)

Assistant referees: Hernan MAIDANA (ARG), Juan Pablo BELATTI (ARG)

4th official: Alireza FAGHANI (IRN)

Reserve assistant referee: Reza SOKHANDAN (IRN)

Substitutions: URU: 59' out STUANI (11), in GOMEZ (18), 59' out BENTANCUR (6), in RODRIGUEZ (7), 73' out NANDEZ (8), in URRETAVISCAYA (20)

FRA: 80' out TOLISSO (12), in NZONZI (15), 88' out MBAPPE (10), in DEMBELE (11), 90'+3 out GRIEZMANN (7), in FEKIR (18)

Cautions: URU: 38' BENTANCUR (6), 69' RODRIGUEZ (7)

FRA: 33' HERNANDEZ (21), 69' MBAPPE (10)

Expulsions: -

France won through to the World Cup semi-finals for the first time in 12 years after seeing off a combative Uruguay side that struggled in the absence of the injured Edinson Cavani. Los Charrúas made a strong start all the same, with Cavani's replacement Cristhian Stuani shooting across the face of goal. At the back, meanwhile, La Celeste were their usual organised selves, giving away no space whatsoever. Seeing more of the ball, France put some good moves together only to struggle in the box, where the Uruguayans were quick to snuff out any danger. Ironically, France's opener came from a set-piece, habitually one of La Celeste's strengths, with Raphael Varane glancing a header home from Antoine Griezmann's pinpoint delivery. The Uruguayans would have equalised on the stroke of half-time but for a miraculous stop from Hugo Lloris, who dived full-length to claw away a Martin Caceres header. In a bid to turn the game around, Uruguay coach Oscar Tabarez rang the changes in the second half, sending on Maxi Lopez and Cristian Rodriguez. Their Russia 2018 hopes came to an end, however, when a Griezmann shot deceived Fernando Muslera and slipped through the keeper's hands and over the line.

See match highlights:

[Uruguay v France - 2018 FIFA World Cup Russia™ - Match 57](#)

Brazil v. Belgium

1-2 (0-2)
58 06.07.2018 21:00 KAZAN 42,873
BRA: 1 ALISSON; 2 THIAGO SILVA, 3 MIRANDA (C), 9 GABRIEL JESUS, 10 NEYMAR, 11 PHILIPPE COUTINHO, 12 MARCELO, 15 PAULINHO, 17 FERNANDINHO, 19 WILLIAN, 22 FAGNER

BEL: 1 COURTOIS; 2 ALDERWEIRELD, 4 KOMPANY, 5 VERTONGHEN, 6 WITSEL, 7 DE BRUYNE, 8 FELLAINI, 9 LUKAKU, 10 HAZARD Eden (C), 15 MEUNIER, 22 CHADLI

Scorers: 0-1 13' FERNANDINHO (17, own goal), 0-2 31' DE BRUYNE (7), 1-2 76' RENATO AUGUSTO (8)

Referee: Milorad MAZIC (SRB)

Assistant referees: Milovan RISTIC (SRB), Dalibor DJURDJEVIC (SRB)

4th official: Jair MARRUFO (USA)

Reserve assistant referee: Corey ROCKWELL (USA)

Substitutions: BRA: 46' HT out WILLIAN (19), in ROBERTO FIRMINO (20), 58' out GABRIEL JESUS (9), in DOUGLAS COSTA (7), 73' out PAULINHO (15), in RENATO AUGUSTO (8)

BEL: 83' out CHADLI (22), in VERMAELEN (3), 87' out LUKAKU (9), in TIELEMANS (17)

Cautions: BRA: 85' FERNANDINHO (17), 90' FAGNER (22)

BEL: 47' ALDERWEIRELD (2), 71' MEUNIER (15)

Expulsions: -

Belgium beat Brazil 2-1 in Kazan to set the first semi-final of 2018 FIFA World Cup Russia™ in stone, and booked their return to the final four for the first time in three decades. A Seleção seized control of the match in the first half, seeing Thiago Silva's effort hit the post, as the Red Devils rode their luck while relying on the counter-attack. The Belgians were ahead against the run of play after Fernandinho, replacing the suspended Casemiro, deviated a flicked-on corner into his own net. There was nothing fortunate about the European side's second. Reminiscent of their on-the-break winner against Japan, Kevin De Bruyne polished off a flawless attack move with a sumptuously struck finish. The South Americans tried to pile the pressure on their opponents again after half-time but a combination of the excellent Thibaut Courtois and feverish defending proved too much to break down. As the spurned chances stacked up, it was left to substitute Renato Augusto to head home a Coutinho cross to hand Brazil hope. Belgium refused to fold, however, in the enthralling closing stages, ensuring Roberto Martinez's side reached the World Cup semi-finals for only the second time in their history. See match highlights:

See match highlights:

[Brazil v Belgium - 2018 FIFA World Cup Russia™ - Match 58](#)


Russia v. Croatia 2-2 a.e.t. (1-1, 1-1) 3-4 PSO

59 07.07.2018 21:00 SOCHI 44,287

RUS: 1 AKINFEEV (C); 2 MARIO FERNANDES, 3 KUTEPOV, 4 IGNASHEVICH, 6 CHERYSHEV, 7 KUZIAEV, 11 ZOBNNIN, 13 KUDRIASHOV, 17 GOLOVIN, 19 SAMEDOV, 22 DZYUBA

CRO: 23 SUBASIC; 2 VRSAJJKO, 3 STRINIC, 4 PERISIC, 6 LOVREN, 7 RAKITIC, 9 KRAMARIC, 10 MODRIC (C), 17 MANDZUKIC, 18 REBIC, 21 VIDA

Scorers: 1-0 31' CHERYSHEV (6), 1-1 39' KRAMARIC (9), 1-2 101' VIDA (21), 2-2 115' MARIO FERNANDES (2)

Penalty Shoot-out: 0-0 SMOLOV (10), 0-1 BROZOVIC (11), 1-1 DZAGOEV (9), 1-1 KOVACIC (8), 1-1 MARIO FERNANDES (2), 1-2 MODRIC (10), 2-2 IGNASHEVICH (4), 2-3 VIDA (21), 3-3 KUZIAEV (7), 3-4 RAKITIC (7)

Referee: Sandro RICCI (BRA)

Assistant referees: Emerson DE CARVALHO (BRA), Marcelo VAN GASSE (BRA)

4th official: Janny SIKAZWE (ZAM)

Reserve assistant referee: Jerson DOS SANTOS (ANG)

Substitutions: **RUS:** 54' out SAMEDOV (19), in EROKHIN (21), 67' out CHERYSHEV (6), in SMOLOV (10), 79' out DZYUBA (22), in GAZINSKY (8), 102' out GOLOVIN (17), in DZAGOEV (9)

CRO: 63' out PERISIC (4), in BROZOVIC (11), 74' out STRINIC (3), in PIVARIC (22), 88' out KRAMARIC (9), in KOVACIC (8), 97' out VRSAJJKO (2), in CORLUKA (5)

Cautions: **RUS:** 109' GAZINSKY (8)

CRO: 35' LOVREN (6), 38' STRINIC (3), 101' VIDA (21), 114' PIVARIC (22)

Expulsions: -

Twenty years on from Croatia first taking the FIFA World Cup™ by storm, Zlatko Dalic's team have booked the country's place in the semi-finals for the second time in their history. Having emerged victorious on penalties after a gruelling encounter, the Balkan side have also got a monkey off their back by ending their hoodoo against World Cup hosts, having been knocked out by France in 1998 and lost to Brazil in the Opening Match of the 2014 edition.

Roared on by a boisterous crowd at the Fisht Stadium, the Russians sought to press high up the pitch early on. Yet despite this pressure and the din, which rose to deafening levels every time the hosts sprang forward on the break, the Croats refused to be cowed, continuing to play their game and giving as good as they got.

It was from one such counter-attack that Russia took the lead, Denis Cheryshev unleashing a left-footed piledriver that flew into the top corner. However, the Vatreni were not about to lie down and hit back a few minutes later, Andrej Kramaric stooping to head past Igor Akinfeev and ensuring the home fans' celebrations were short-lived.

Besides an Ivan Perisic strike that clattered Akinfeev's post, clear-cut chances were few and far between in the second half, which was as tense as it was bereft of goalscoring action. Domagoj Vida headed home in the first period of extra time to silence the Russian supporters again, only for fans up and down the country to erupt with joy when Mario Fernandes equalised with just minutes remaining. Fernandes would go from hero to villain in the shoot-out though, his miss proving decisive as Stanislav Cherchesov's charges ultimately bowed out.

See match highlights:

[Russia v Croatia - 2018 FIFA World Cup Russia™ - Match 59](#)

Sweden v. England 0-2 (0-1)

60 07.07.2018 18:00 SAMARA 39,991

SWE: 1 OLSEN; 3 LINDELOF, 4 GRANQVIST (C), 6 AUGUSTINSSON, 7 LARSSON, 8 EKDAL, 9 BERG, 10 FORSBERG, 16 KRAFTH, 17 CLAESSEON, 20 TOIVONEN

ENG: 1 PICKFORD; 2 WALKER, 5 STONES, 6 MAGUIRE, 7 LINGARD, 8 HENDERSON, 9 KANE (C), 10 STERLING, 12 TRIPPIER, 18 YOUNG, 20 ALLI

Scorers: 0-1 30' MAGUIRE (6), 0-2 59' ALLI (20)

Referee: Bjorn KUIPERS (NED)

Assistant referees: Sander VAN ROEKEL (NED), Erwin ZEINSTRAS (NED)

4th official: Antonio MATEU (ESP)

Reserve assistant referee: Pau CEBRIAN (ESP)

Substitutions: **SWE:** 65' out TOIVONEN (20), in GUIDETTI (11), 65' out FORSBERG (10), in OLSSON (5), 85' out KRAFTH (16), in JANSOON (18)

ENG: 77' out ALLI (20), in DELPH (17), 85' out HENDERSON (8), in DIER (4), 90'+1 out STERLING (10), in RASHFORD (19)

Cautions: **SWE:** 87' GUIDETTI (11), 90'+4 LARSSON (7)

ENG: 87' MAGUIRE (6)

Expulsions: -

England advanced to their first FIFA World Cup™ semi-final since Italy 1990 with a 2-0 win over Sweden thanks to a pair of headed goals by Harry Maguire and Dele.

After a tepid opening half hour, Maguire was able to spring above his marker and latch on to the end of a floated Ashley Young corner to give the Three Lions the lead.

England goalkeeper Jordan Pickford was notably called into action early in the second half when he saved Marcus Berg's header.

But Dele doubled the Three Lions' lead when he timed his run at the back post and headed in a cross delivered by Jesse Lingard.

England held on to their two-goal cushion thanks to several Pickford saves to seal their place in the semi-finals for the first time since 1990.

See match highlights:

[Sweden v England - 2018 FIFA World Cup Russia™ - Match 60](#)



SEMI-FINALS

France v. Belgium

1-0 (0-0)

61 10.07.2018 21:00 ST. PETERSBURG 64,286

FRA: 1 Lloris (C); 2 PAVARD, 4 VARANE, 5 UMTITI, 6 POGBA, 7 GRIEZMANN, 9 GIROUD, 10 MBAPPE, 13 KANTE, 14 MATUIDI, 21 HERNANDEZ

BEL: 1 COURTOIS; 2 ALDERWEIRELD, 4 KOMPANY, 5 VERTONGHEN, 6 WITSEL, 7 DE BRUYNE, 8 FELLAINI, 9 LUKAKU, 10 HAZARD Eden (C), 19 DEMBELE, 22 CHADLI

Scorers: 1-0 51' UMTITI (5)

Referee: Andres CUNHA (URU)

Assistant referees: Nicolas TARAN (URU), Mauricio ESPINOSA (URU)

4th official: Cesar RAMOS (MEX)

Reserve assistant referee: Marvin TORRENTA (MEX)

Substitutions: **FRA:** 85' out GIROUD (9), in NZONZI (15), 86' out MATUIDI (14), in TOLISSO (12)

BEL: 60' out DEMBELE (19), in MERTENS (14), 80' out FELLAINI (8), in CARRASCO (11), 90'+1 out CHADLI (22), in BATSHUAYI (21)

Cautions: **FRA:** 87' KANTE (13), 90'+3 MBAPPE (10)

BEL: 63' HAZARD Eden (10), 71' ALDERWEIRELD (2), 90'+4 VERTONGHEN (5)

Expulsions: -

Samuel Umtiti's headed winner has returned France to the FIFA World Cup™ Final for the third time in 20 years, sealing a 1-0 win over Belgium in Saint Petersburg.

The first half saw chances at either end, with Belgium captain Eden Hazard going close before Hugo Lloris and Thibaut Courtois denied Toby Alderweireld and Benjamin Pavard respectively to ensure the opening period ended all square. Having seen the best chances come from defenders, it was apt that a centre-back opened the scoring. After Raphael Varane performed heroics in the quarter-finals against Uruguay, this time it was Umtiti, stealing a march on his marker Marouane Fellaini to meet Antoine Griezmann's corner at the near post and flick a header beyond Thibaut Courtois.

Once ahead, France locked down, robbing the Red Devils' star names of space to pick through in the final third, grinding down the clock - while looking to strike on the counter - until their place in the Moscow finale was confirmed.

See match highlights:

[France v Belgium - 2018 FIFA World Cup Russia™ - Match 61](#)

Croatia v. England

2-1 a.e.t. (1-1, 0-1)

62 11.07.2018 21:00 MOSCOW 78,011

CRO: 23 SUBASIC; 2 VRSAJLJKO, 3 STRINIC, 4 PERISIC, 6 LOVREN, 7 RAKITIC, 10 MODRIC (C), 11 BROZOVIC, 17 MANDZUKIC, 18 REBIC, 21 VIDA

ENG: 1 PICKFORD; 2 WALKER, 5 STONES, 6 MAGUIRE, 7 LINGARD, 8 HENDERSON, 9 KANE (C), 10 STERLING, 12 TRIPPIER, 18 YOUNG, 20 ALLI

Scorers: 0-1 5' TRIPPIER (12), 1-1 68' PERISIC (4), 2-1 109' MANDZUKIC (17)

Referee: Cuneyt CAKIR (TUR)

Assistant referees: Bahattin DURAN (TUR), Tarik ONGUN (TUR)

4th official: Bjorn KUIPERS (NED)

Reserve assistant referee: Sander VAN ROEKEL (NED)

Substitutions: **CRO:** 95' out STRINIC (3), in PIVARIC (22), 101' out REBIC (18), in KRAMARIC (9), 115' out MANDZUKIC (17), in CORLUKA (5), 119' out MODRIC (10), in BADELJ (19)

ENG: 74' out STERLING (10), in RASHFORD (19), 91' FT out YOUNG (18), in ROSE (3), 97' out HENDERSON (8), in DIER (4), 112' out WALKER (2), in VARDY (11)

Cautions: **CRO:** 48' MANDZUKIC (17), 96' REBIC (18)

ENG: 54' WALKER (2)

Expulsions: -

Croatia have reached their first FIFA World Cup™ Final, coming from behind to defeat England 2-1 after extra time at the Luzhniki Stadium in Moscow - with Mario Mandzukic's extra time goal the decisive strike.


The game had started so well for the Three Lions. Less than five minutes were on the clock when Kieran Trippier curled a delicious free-kick past the helpless Danijel Subasic. Croatia struck back after the break. After continually increasing the pressure on the Three Lions, Sime Vrsaljko's pinpoint cross was met by Ivan Perisic, who snuck in to level from close range. Less than five minutes later, Perisic found himself in space in the English penalty area, but his effort struck the post, and the follow-up was gratefully held by Jordan Pickford.

The Inter Milan man's effort off the woodwork was the closest either side came to taking the lead before the 90 minutes were up, meaning England faced a second period of extra time at Russia 2018 - with Croatia undertaking a third consecutive additional 30 minutes.

Vatreni did not need penalties this time though. Mandzukic ghosted in behind the English defence, who momentarily lost concentration, and the Juventus man hammered home a historic strike to send his country into their maiden World Cup Final.

See match highlights:

[Croatia v England - 2018 FIFA World Cup Russia™ - Match 62](#)



MATCH FOR THIRD PLACE

Belgium v. England
2-0 (1-0)
63 14.07.2018 17:00 ST. PETERSBURG 64,406

BEL: 1 COURTOIS; 2 ALDERWEIRELD, 4 KOMPANY, 5 VERTONGHEN, 6 WITSEL, 7 DE BRUYNE, 9 LUKAKU, 10 HAZARD Eden (C), 15 MEUNIER, 17 TIELEMANS, 22 CHADLI

ENG: 1 PICKFORD; 3 ROSE, 4 DIER, 5 STONES, 6 MAGUIRE, 9 KANE (C), 10 STERLING, 12 TRIPPIER, 16 JONES, 17 DELPH, 21 LOFTUS-CHEEK

Scorers: 1-0 4' MEUNIER (15), 2-0 82' HAZARD Eden (10)

Referee: Alireza FAGHANI (IRN)

Assistant referees: Reza SOKHANDAN (IRN), Mohammadreza MANSOURI (IRN)

4th official: Malang DIEDHIOU (SEN)

Reserve assistant referee: Djibril CAMARA (SEN)

Substitutions: BEL: 39' out CHADLI (22), in VERMAELEN (3), 60' out LUKAKU (9), in MERTENS (14), 78' out TIELEMANS (17), in DEMBELE (19)

ENG: 46' HT out ROSE (3), in LINGARD (7), 46' HT out STERLING (10), in RASHFORD (19), 84' out LOFTUS-CHEEK (21), in ALLI (20)

Cautions: BEL: 90'+2 WITSEL (6)

ENG: 52' STONES (5), 76' MAGUIRE (6)

Expulsions: –

Thomas Meunier and Eden Hazard struck at either end of their Play-off for Third Place with England to secure bronze at the 2018 FIFA World Cup Russia™ - their best-ever performance at the global finals.

Belgium began superbly. Early pressure quickly turned into an early goal, with Meunier nipping in behind Danny Rose to tuck Nacer Chadli's cross past Jordan Pickford. Dominant and lively, they looked set to extend that lead until England regained their composure, dulling the incisive swipes of the Belgians' passing as the half wore on.

Gareth Southgate's side gritted their teeth and began to dominate possession either side of half-time, probing for openings in the final third. While these were not plentiful, they looked the more likely to score, though the spectre of a Belgium counter loomed throughout.

Eric Dier saw his cute, dinked effort hooked off the line by Toby Alderweireld in their best opportunity of the day, with Hazard sealing bronze on the break. Kevin De Bruyne slipped him in superbly and the final result was never in doubt as the Belgium captain tucked away assuredly.

See match highlights:

[Belgium v England - 2018 FIFA World Cup Russia™ - Match 63](#)



FINAL

France v. Croatia

4-2 (2-1)

64 15.07.2018 18:00 MOSCOW 78,011

FRA: 1 Lloris (C); 2 Pavard, 4 Varane, 5 Umtiti, 6 Pogba, 7 Griezmann, 9 Giroud, 10 Mbappe, 13 Kanté, 14 Matuidi, 21 Hernandez

CRO: 23 Subasic; 2 Vrsaljko, 3 Strinic, 4 Perisic, 6 Lovren, 7 Rakitic, 10 Modric (C), 11 Brozovic, 17 Mandzukic, 18 Rebic, 21 Vida

Scorers: 1-0 18' Mandzukic (17, own goal), 1-1 28' Perisic (4), 2-1 38' Griezmann (7, pen.), 3-1 59' Pogba (6), 4-1 65' Mbappe (10), 4-2 69' Mandzukic (17)

Referee: Nestor Pitana (ARG)

Assistant referees: Hernan Maidana (ARG), Juan Pablo Belatti (ARG)

4th official: Bjorn Kuipers (NED)

Reserve assistant referee: Erwin Zeinstra (NED)

Substitutions: **FRA:** 55' out Kanté (13), in Nzouzi (15), 73' out Matuidi (14), in Tolisso (12), 81' out Giroud (9), in Fekir (18)

CRO: 71' out Rebic (18), in Kramaric (9), 81' out Strinic (3), in Pjaca (20)

Cautions: **FRA:** 27' Kanté (13), 41' Hernandez (21)

CRO: 90'+2 Vrsaljko (2)

Expulsions: -

France have won the 2018 FIFA World Cup Russia™ after defeating Croatia 4-2 in a thoroughly entertaining Final at the Luzhniki Stadium in Moscow in what was a fitting end to an outstanding tournament.

Despite Croatia having the majority of possession in the opening stages, France took the lead in somewhat fortuitous

circumstances. Antoine Griezmann's lofted free kick from the French right was nodded into his own net by Mario Mandzukic.

Ivan Perisic levelled with a calm effort from the edge of the penalty area, but he would turn from hero to villain. A cross from the French right-hand side was handled by the Croatia No 4, with a penalty awarded after a VAR review.

After the interval, France increased their lead through Paul Pogba, whose performances in the tournament deserved a goal in its finale. After Kylian Mbappe stretched the Croatian defence, Griezmann teed up Pogba, who finished after seeing his initial effort blocked.

After his tireless running tired the Croatian defence, it was only fitting that Mbappe himself got on the scoresheet, hitting a sweetly-struck effort from the edge of the penalty area with which Danijel Subasic stood no chance.

Mandzukic then scored in the same net, but this time to Croatia's advantage, capitalising on some carelessness by Hugo Lloris to reduce the deficit.

In the end, the big No17's strike was not enough to spark yet another miraculous Croatian comeback, and Les Bleus emulate their heroes of 1998 - including coach Didier Deschamps - in securing their second World Cup title.

See match highlights:

[France v Croatia - 2018 FIFA World Cup Russia™ - Match 64](#)



TECHNICAL STUDY GROUP SUPPORT

FIFA INTERNAL SUPPORT

FIFA Technical Development

Marco van Basten (Chief Technical Development Officer)
Steven Martens (Technical Director)
Branimir Ujevic (Head of Coaching & Player Development)
Prisca Steinegger (Coaching & Player Development)
Mohamed Basir (Coaching & Player Development)
Jean-Marie Conz (Coaching & Player Development)
Chris Loxston (Performance & Game Analyst)
Pascal Zuberbühler (Goalkeeping Specialist)
Roberto Perna (Education)

FIFA TECHNICAL STUDY GROUP SUPPORT

Data Science Support

Michael Lawson (Data Scientist)

FIFA Digital

Marc Salvador (Graphic Designer)
Julien Sebbah (MultiMedia Editor)

FIFA Films & Products

Paul Redman (Head of FIFA Films & Product)
Matthew Liddell (FIFA Films Production & Editorial Manager)
James Reilly (FIFA Films Senior Editorial Producer)
Christophe Roy (FIFA Films Technical Producer)
Beatrix Hammer (Presenter & Video Journalist)

FIFA Production

Philipp Mahrer (Group Leader Production)
Rolf Sieboth (Production Manager)

FIFA Media Relations

David Noemi (Media Relations Manager)

FIFA Language Services

FIFA Data Management Analytics

Adrian Popp (Data Manager)

All data in this report was provided by a third party data provider.